



## London Borough of Enfield

<b>Report Title</b>	Budget Report 2024/25 and Medium Term Financial Plan 2024/25 to 2028/29
<b>Report to</b>	Cabinet
<b>Date of Meeting</b>	21 February 2024
<b>Cabinet Member</b>	Cllr Tim Leaver, Cabinet Member for Finance & Procurement
<b>Executive Director / Director</b>	Fay Hammond, Executive Director Resources
<b>Report Author</b>	Neil Goddard (neil.goddard@enfield.gov.uk)
<b>Ward(s) affected</b>	All
<b>Key Decision Number</b>	KD5683
<b>Classification</b>	Part 1 Public
<b>Reason for exemption</b>	N/A

### Purpose of Report

1. The purpose of this report is to set the Revenue Budget for 2024/25 and the Council's Medium Term Financial Plan (MTFP) 2024/25 to 2028/29. It also sets the Council Tax levels for the 2024/25 financial year including the Greater London Authority (GLA) precept.
2. The budget has been set in a challenging economic environment with high inflation, increases in interest rates, cost pressures Temporary Accommodation and constrained levels of govt funding. The report sets out how the budget has been balanced through income and savings proposals, increases in Council Tax and Business Rates, changes to the Council Tax support scheme and government funding.
3. A net revenue budget of £318.530m for 2024/25, an 11.01% increase when compared with 2023/24.
4. These proposals are the culmination of the 2024/25 budget planning process and provide information on:
  - i. the financial outlook for the Council and its services
  - ii. the details of the Local Government Finance Settlement
  - iii. the outcome of the recent budget consultation exercise
  - iv. the details of the Council Tax

- v. the Council's Medium Term Financial Plan over the next five years including savings proposals and pressures included in the Medium Term Financial Plan
  - vi. the appropriate level for the Council's contingencies, balances and earmarked reserves alongside the budget risks and uncertainties.
5. The report also makes recommendations regarding the Schools' Budget.
  6. The Budget has been developed alongside the Ten Year Capital Strategy and Capital programme 2024/25 to 2033/34 and the Ten Year Treasury Management Strategy 2024/25 to 2033/34; these are both separate reports on this agenda.

## **Recommendations**

7. Cabinet recommends to Council:
  - i. To agree to the budget set for 2024/25 and to agree the Medium Term Financial Plan, including:
    - a. A net revenue budget of £318.530m for 2024/25, an 11.01% increase when compared with 2023/24.
    - b. The pressures set out in Appendix 6 totalling £48.6m in 2024/25, which include:
      - £11.4m for Demographic pressures within Adults and Children's Social Care and SEN Transport to reflect growing demand in these areas.
      - £17.2m of Inflation and pay award funding
      - £7.7m for Homelessness pressures
      - £2.4m increase in Capital Financing included within the pressures figure, with £11.9m is set aside for Capital Financing over the lifetime of the current MTFP.
    - c. full year effects of prior year savings and income totalling a positive value of £1.322m (due to reversal of one-off savings and reassessment of deliverability of savings previously agreed) set out in Appendix 7.
    - d. the new savings of £10.690m and income proposals of £5.878m in 2024/25 set out in Appendix 8.
    - e. increased Government funding of a net increase of £6.6m (£8.4m for social care in 2024/25, a £1.4m increase in Revenue Support Grant; less £3.2m reduction in other core Government grant funding (excluding business rates).
    - f. total business rates income for 2024/25 at £98.5m, an increase of £9.2m on 2023/24 and £164.1m for Council Tax, an increase of £17.2m.
    - g. the use of one-off funding sources, comprising of:
      - £3.0m benefit from continuing to be a member of the 8 authority Business Rate pool, and
      - £1.0m Collection Fund surplus.

- h. to note the gap remaining in the MTFP for 2025/26 of £30.267m; and of £85.995m for the period 2025/26 to 2028/29 and the actions being taken to address this challenging position.
8. Cabinet is recommended to:
  - ii. With regard to the Revenue Budget for 2024/25 to recommend to Council to set the Council Tax Requirement for Enfield at £164.118m in 2024/25; and
  - iii. Recommend to Council to set the Council Tax at Band D for Enfield's services for 2024/25 at £1,594.08, being a 2.99% general Council Tax increase (£1,360.37) and a 2.00% Adult Social Care Precept (£233.71). The total Enfield element represents an increase of £1.45 per week for a Band D property.
  - iv. Note, the Council will levy a Council Tax of £471.40 at Band D on behalf of the Greater London Authority which is an 8.58% increase; equivalent to an increase of £0.72 per week for a Band D property.
  - v. Note, in total the impact of these proposals will be total Council Tax of £2,065.48 at Band D, a 5.79% increase on the 2023/24 level, equivalent to an increase of £2.17 per week for a Band D property.
  - vi. Approve, in accordance with the Levelling Up and Regeneration Act 2023, the revised discretionary power to levy a Council Tax premium of 100% in respect of second homes from the 1<sup>st</sup> April 2025. (paragraphs 62 to 63).
9. Cabinet recommends to Council that it agrees the planned flexible use of capital receipts in 2023/24 being £2.184m and approves the planned flexible use of capital receipts in 2024/25, being £1.0m (paragraphs 139 to 145 and Appendix 18).
10. Cabinet is also recommended to approve that any in year changes required to the Flexible Use of Capital Receipts strategy is delegated to the Executive Director of Resources in consultation with the Cabinet Member for Finance and Procurement and reported to Cabinet in the quarterly Revenue Monitoring reports.
11. Cabinet recommends to Council that it agrees the changes in Fees and Charges for 2024/25 as set out in paragraph 137 and 138 and Appendices 12 to 17 and to note the MTFP Update report to Cabinet in January recommended to Council to delegate authority to Executive Directors and Directors to negotiate discounts and make in year amendments where appropriate.
12. Cabinet is recommended to note the feedback from the Budget Consultation at Appendix 19a.
13. Cabinet is recommended to note the minutes of the Overview and Scrutiny Committee Meeting on 15 January 2024 which are set out in Appendix 19b of this report.
14. Cabinet is recommended with regard to the robustness of the 2024/25 budget and the adequacy of the Council's earmarked reserves and balances to:

- i. note the risks and uncertainties inherent in the 2024/25 budget and the MTFP (paragraphs 157 to 161) and agree the actions in hand to mitigate them;
  - ii. note the advice of the Executive Director of Resources regarding the recommended levels of contingencies, balances and earmarked reserves (paragraphs 36 to 39 and Appendix 1a) when making final decisions on the 2024/25 budget;
  - iii. agree the recommended levels of central contingency and general balances (paragraphs 128 to 136);
  - iv. Note the use of reserves in 2024/25 to meet welfare costs set out in paragraphs 110 to 116, to support households in financial crisis; and
  - v. Note the overall forecast level of reserves over the medium term, ensuring the Council's financial sustainability set out in paragraphs 128 to 136.
15. Cabinet recommends to Council that it agrees the Schools Budget for 2024/25 (paragraphs 169 to 179 and Appendix 22).

### **Background and Options**

16. The financial position for Local Government as a whole is challenging. A recent briefing by London Councils suggested that councils across London expect to overspend on budgets in 2023/24 by over £600m in total and the Autumn Statement and subsequent final settlement has done little to alleviate the problems across the sector and especially in Enfield.
17. Cost pressures in Children's Services, Adults Services, inflation increases, and Temporary Accommodation have all contributed to the budget gap.
18. As set out in this and previous reports the increase in government grant funding is insufficient to meet all of our cost pressures. The Council has taken action to control costs through our revised capital strategy, cost control panels in Children's Services, demand management in Adult Social Care (ASC), in addition to identifying savings and the potential changes in the Council Tax Support Scheme and implementing the expected 4.99% increase in Council Tax. These actions have positively contributed to balancing the budget, whilst still recognising that this is dependent on delivering £16.6m of savings and significant level of risks particularly in the areas mentioned above. This is significant, given that since 2010/11 over £228m of savings have already been implemented.
19. The cost pressures in Temporary Accommodation remain acute, despite action being taken to address this challenge. The number of people approaching the Council as homeless has increased significantly since 2019/20. A focus on prevention and move on has ensured that despite the increase in demand on the Council's services, the number of households in Temporary Accommodation has reduced over the same period to circa 3,100 households. Alongside these additional demands, the cost of providing accommodation has risen dramatically. Government grants, mainly in the form of the Homelessness Prevention grant have increased since 2019/20 from circa £7.2m to £9.2m in 2024/25 but have not kept pace with the increase in cost. However, the government has confirmed that Local Housing Allowance (LHA) rates will be raised to the 30% percentile of

local market rents from April 2024. The impact for the Council is not yet known but this should indirectly reduce pressure on temporary accommodation.

20. The Council has lobbied for additional funding, given the exceptional impact on our financial position, the distribution of the additional £120m the government announced for Homelessness prevention is much needed, albeit the allocation is unlikely to meet our demand.
21. Therefore, in the coming months, the Council will need to implement further cost control measures to protect the reserve position to smooth the impact of the demands for and cost of Temporary Accommodation.
22. This budget setting process has been the most challenging ever but despite being in a position of having a budget gap of £39.4m as of September 2023, the Council has set a balanced budget for 2024/25, dependent on the delivery of £16.6m of savings.
23. There are a number of components in the Budget 2024/25 and MTFP 2024/25 to 2028/29 report. In order to aid reading, a broad list of the sections, tables and charts within the report is set out below.

## Contents

Purpose of Report .....	1
Recommendations .....	2
Background and Options.....	4
National Context and Local Government Finance Settlement.....	7
Setting a Balanced Budget for 2024/25 .....	8
Table 1: Summary Position for 2024/25 to 2028/29 .....	10
Chart 1: How Budget Pressures have been Funded.....	10
Table 2: Investment, Pressures and Savings by Service 2024/25 .....	11
Table 3: Funding Assumptions in the MTFP .....	12
Table 4: Council Tax Band D Charge 2024/25 .....	14
Table 5: Spending Assumptions in the MTFP by Category .....	17
Table 6: Spending Assumptions in the MTFP by Department.....	18
Table 7: Other Pressures to be met from Reserves .....	21
Table 8: Savings and Income Proposals (including Full Year Effects) .....	22
Table 9: Full Year Effects of Savings/Income Proposals agreed in Prior years.....	22
Table 10: New Savings over MTFP period .....	23
Table 11: New Income Proposals over MTFP period.....	23
Table 12: Budget Position & Council Tax 2024/25.....	25
Contingencies, Balances and Reserves .....	26
Table 13: Summary of Forecast Reserves across the Medium Term.....	27
Chart 2: Reserves 2019/20 to 2028/29 .....	28
Review of Fees and Charges .....	28
Flexible Use of Capital Receipts.....	28
Budget Consultation .....	29

Budget Risks and Uncertainties .....	31
Table 14: Sensitivity Indicators .....	31
Medium Term Financial Plan: Outlook and Budget Process 2025/26 .....	32
Table 15: Medium Term Financial Plan 2024/25 to 2028/29 .....	33
Dedicated Schools Grant and the Schools Budget .....	34
Preferred Option and Reasons for Preferred Option.....	35
Alternative Options Considered .....	35
Relevance to the Council Plans and Strategies .....	35
Financial Implications .....	36
Legal Implications .....	36
Equalities Impact Implications .....	38
Workforce Implications .....	38
Environmental and Climate Change Considerations.....	39
Public Health Implications .....	39
Property Implications.....	39
Safeguarding Implications .....	39

24. The following Appendices can be found at the end of the report

<b>No.</b>	<b>Appendix</b>
1a	Statement of Robustness of Budget Estimates
1b	Adequacy of Reserves – Risk Evaluation
2	Medium Term Financial Plan Summary 2023/24 – 2026/27
3	Departmental Budget Build Up 2023/24 to 2024/25
4	Funding Assumptions included in the MTFP 2024/25 – 2028/29
5	Specific Grants 2024/25 to 2028/29
6	Pressures in the MTFP 2024/25 to 2028/29
7	Full Year Effects of Prior Year Savings and Income
8	New Budget Savings and Income Proposals
9	Equality Impact Assessments
10	Earmarked Reserves Overview
11	Estimated Movements in Earmarked Reserves
12	Changes to Fees & Charges from January Cabinet position
13	People Department Fees and Charges
14	Environment & Communities Department Fees and Charges
15	Resources Department Fees and Charges
16	Chief Executive’s Department Fees and Charges
17	Housing & Regeneration Fees and Charges
18	Capital Receipts Flexibility Efficiency Statement
19a	Budget Consultation - Summary of Results
19b	Budget Consultation – Minutes of OSC Budget Meeting
20	Budget Risks
21	Revenue Budget – Departmental Control Totals 2024/25
22	Schools Budget 2024/25 – Summary

## National Context and Local Government Finance Settlement

25. Over the autumn and winter a number of funding announcements were made; the autumn statement, the funding policy, the provisional and Final Local Government Finance settlement, the latter announced on 5<sup>th</sup> February 2024. The outcome of these is summarised below, including the national position and impact for Enfield.
26. The government has announced a 4% minimum increase in funding (before Council Tax). This is against a backdrop of seven months of double-digit inflation which peaked at 11.1% in October 2022, the latest figures being 4.0% inflation rises (figures released January 2024). Core Spending Power (CSP) was expected to be around £64 billion, an increase of £4 billion (over 6%). Enfield received a core spending increase of only 5.6%, the third lowest in London. Note the core spending power assumes that councils will increase council tax by the maximum of 4.99%. Enfield core spending (excluding ASC) allocations increased by circa £6m, this compares to an increase in pay award and inflation alone of £12m.
27. Included with the CSP are the Baseline Funding Levels (BFL), Revenue Support Grant (RSG) and business rate multiplier compensation which have been increased by 6.7% (based on the September CPI figure).
28. The Council Tax referendum principles for 2024/25 will allow for a 2.99% increase for Core Council Tax, along with a further 2.00% on the Adult Social Care Precept. This equates to £7.3m.
29. Social Care grants (these are included in the core spending) that had previously been announced last year remain as expected. However, additional Social Care funding was announced on 24<sup>th</sup> January 2024 and this has been confirmed in the Final Local Government Finance Settlement, with Enfield's allocation of a further £2.7m coming via the Social Care grant. The net impact of this for Enfield is an increase of £8.4m in grant compared to last year. This is set against the backdrop of the increase in the National Minimum wage increase of 9.8% and London Living wage increase of 9.6%. These measures will place additional pressure on social care services and pose a significant risk to the budget for 2024/25.
30. Temporary Accommodation - The most significant announcement in the Autumn Statement for London local government related to housing, where Local Housing Allowance (LHA) rates will be raised to the 30% percentile of local market rents from April 2024. This will not have a direct impact on local authorities, but this should indirectly reduce pressure on temporary accommodation. Government has stated that it will be providing £120m for Homelessness prevention, however, there has not been an update since on the allocation for Enfield. Enfield has undertaken extensive lobbying for additional financial support to meet the unprecedented increase in Temporary Accommodation costs, as well as taking stringent action to address this cost pressure.
31. Business rates retail discount and freezing of the multiplier has continued and Councils will be fully compensated for this (6.7% increase).
32. It was announced that the Household Support Fund will not be extended into 2024/25 but it should be noted that lobbying is continuing for this to be extended, however there was no update in the Final Local Government Finance settlement. This is a grant loss of circa £5m that had been used to

provide direct financial support to residents and support council teams who provided targeted support to these residents.

33. New Homes Bonus payments will continue in 2024/25 as a single year grant with the same parameters, no additional NHB funding is expected. The services Grant has reduced by 80%; although a reduction was expected, this reduction was greater than forecast. The net impact of these two grants is a reduction from £3.723m to £0.573m in grant compared to last year. Increases in the Public Health Grant represent a 2.06% increase on 2023/24 levels, which includes new funding of £70m for smoking prevention.
34. Nationally, there is no change to the 1% overall increase in Public Sector expenditure but there will be more pressure on the public sector to make 0.5% annual efficiencies. The emphasis of the Government is on reforming public services rather than increasing public spending.
35. DLUHC have released a consultation on extending and widening the flexible use of capital receipts and also a consultation on the level of Minimum Funding Revenue Provision on 21st December. The consultation stated that this was to *“recognise where local authorities face cost pressures that are not a consequence of local failure, then further freedoms to use capital resources could allow local management of budget pressures.”* If new flexibilities are introduced this will need to be considered alongside the Council’s financial resilience with any impact of this reflected in the medium-term financial plan and reserves.

### **Setting a Balanced Budget for 2024/25**

36. The Local Government Act 2003 places a duty on the Chief Finance Officer (the Council’s Section 151 Officer) to report to Council as part of the budget process on the robustness of the estimates and the adequacy of the proposed financial reserves. Appendix 1a provides the full assessment (Section 25 Statement) by the Section 151 officer.
37. In summary, the robustness of the savings and estimates have been tested as part of the budget cycle including via Executive Management Board, Scrutiny and Cabinet and Cabinet Member briefings, however there are a number of key risks covered throughout this report and detailed in Appendices 1a (Section 25 Statement) and 20 (Budget Risks).
38. The Section 151 officer has also assessed that though the level of reserves are adequate, due to the level of risk held, the overall financial position is significantly weakened, in particular the reduced reserve levels.
39. There are a number of critical actions the Council needs to take to remain to financially resilient as set out Appendix 1a.
40. The key objective of the Council’s Medium Term Financial Strategy is Financial Resilience and protecting the services which are providing support to the most vulnerable in the Borough.
41. There has been considerable positive work over recent years to create a more robust and resilient budget. Under-resourced pressures have been addressed and unrealistic savings and income targets taken out of the Council’s base budget. However, as has been reported throughout 2023/24, there has been an accumulation of adverse factors impacting on the budget position, notably the challenging national homelessness



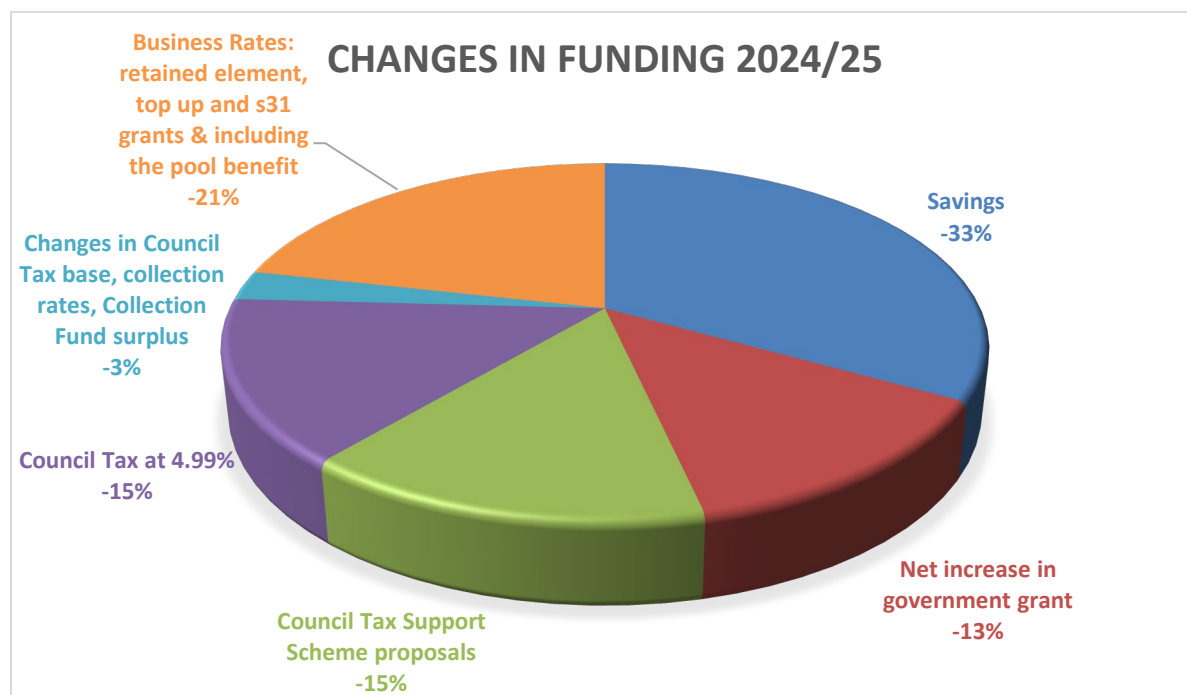
situation, high inflation and nationally agreed pay awards which were significantly above the budget provision. The government does not fund local government pay award and it is therefore a direct cost to the Council. These factors have resulted in a continually challenging financial environment.

42. However, despite these challenges, the overall position for the Council is a balanced budget, albeit with a number of known risks and dependent on delivering £16.6m of savings, for 2024/25. The future years budget gaps totalling £85.995m which will need addressing through a combination of increases in government funding, potential council tax increases and further savings and efficiencies over the medium term.
43. Estimated funding changes through Government Grants (including Revenue Support Grant) is an increase of £6.6m, compared to our cost pressures of circa £49m. As such the Council is increasingly reliant on increased funding from Council Tax and Business rates, which are estimated to be a further £26.7m in 2024/25 to help bridge the gap.
44. Financial pressures across the Council are routinely monitored and where they cannot be mitigated are included in the MTFP. A total of £48.6m has been built in to the 2024/25 budget and is detailed in Appendix 6. Further details of the pressures can be found in paragraphs 85 to 116.
45. £16.6m of new savings and income proposals have been agreed in principle at the November and January Cabinets.
46. Although the budget is balanced, there are a number of key risks – Temporary Accommodation being just one of them, where the budget is currently £19m overspent, however, the 2024/25 budget increase in this report totals £7.7m. A number of workstreams are underway to address this cost pressure within Homelessness and in addition, across the Council the spending controls will be enhanced to protect reserves. Any additional funding notified by the government to support Homelessness Prevention will be allocated to mitigate this cost pressure. The Council continues to lobby for funding to recognise the exceptional cost pressures in Temporary Accommodation.
47. In addition, this budget is reliant on successful mitigations for Adult Social Care costs and demographic pressures and that Children's Social Care demographic and inflation growth costs also remain a financial risk.
48. A summary of the key issues set out above is provided in the Table 1 below, with further detail on all elements provided in the relevant sections of the report. Whilst Chart 1 below reflects how the £49.9m of expenditure pressures and full year effect of savings and income proposals that have had to be added back into the budget have been funded.

**Table 1: Summary Position for 2024/25 to 2028/29**

	2024/25	2025/26	2026/27	2027/28	2028/29	Total
	£m	£m	£m	£m	£m	£m
<b>Funding:</b>						
Government Grants	(6.643)	2.231	(0.265)	0.100	0.100	(4.477)
Tax <sup>1</sup>	(27.879)	3.000	0.000	0.000	0.000	(24.879)
Reverse Collection Fund Surplus from 2023/24	2.181	0.000	0.000	0.000	0.000	2.181
Collection Fund Net Surplus for 2024/25	(1.013)	1.013	0.000	0.000	0.000	0.000
<b>Funding</b>	<b>(33.354)</b>	<b>6.244</b>	<b>(0.265)</b>	<b>0.100</b>	<b>0.100</b>	<b>(27.175)</b>
<b>Spending</b>	<b>48.600</b>	<b>22.908</b>	<b>21.748</b>	<b>20.304</b>	<b>12.565</b>	<b>126.125</b>
<b>Gap</b>	<b>15.246</b>	<b>29.152</b>	<b>21.483</b>	<b>20.404</b>	<b>12.665</b>	<b>98.950</b>
<b>FYE Savings and Income proposals</b>	1.322	(0.222)	0.000	0.940	0.000	2.040
<b>New Savings and Income proposals</b>	(16.568)	1.337	0.236	0.000	0.000	(14.995)
<b>Total Savings</b>	<b>(15.246)</b>	<b>1.115</b>	<b>0.236</b>	<b>0.940</b>	<b>0.000</b>	<b>(12.955)</b>
<b>Remaining Gap</b>	<b>0.000</b>	<b>30.267</b>	<b>21.719</b>	<b>21.344</b>	<b>12.665</b>	<b>85.995</b>

**Chart 1: How Budget Pressures have been Funded.**



<sup>1</sup> Includes growth in Business Rates income, s31 grants, Council Tax increases, including £7.3m in relation to the Council Tax Scheme changes)

49. This demonstrates the reliance on savings and increases in Council Tax and Business rates and the need to change the Council Tax Support Scheme because the total of these funded 87% of the pressure, with 13% coming in the form of specific government grant support.
50. The Council has continued to direct its resources to its corporate priorities and the most vulnerable in the Borough. Table 2 sets out investments, pressures and savings by service area.

**Table 2: Investment, Pressures and Savings by Service 2024/25**

	Corporate	Chief Exec/ Resources	Adult Social Care / Public Health	Children's & Education	Environment & Communities	Housing & Regeneration	Total
	£m	£m	£m	£m	£m	£m	£m
Demography <sup>2</sup>	2.706	0.200	4.800	3.701	0.000	0.000	<b>11.407</b>
Inflation	11.772	0.050	4.905	0.247	0.250	0.000	<b>17.224</b>
Investment	0.142	1.849	0.000	0.000	0.000	0.000	<b>1.991</b>
Capital Financing	2.476	0.000	0.000	0.000	0.000	0.000	<b>2.476</b>
Pressures	2.860	0.602	0.000	0.050	0.450	7.700	<b>11.662</b>
Concessionary Fares & NLWA	3.840	0.000	0.000	0.000	0.000	0.000	<b>3.840</b>
<b>Sub-total Pressures</b>	<b>23.796</b>	<b>2.701</b>	<b>9.705</b>	<b>3.998<sup>3</sup></b>	<b>0.700</b>	<b>7.700</b>	<b>48.600</b>
Full Year savings	0.200	1.028	(0.132)	0.390	(0.264)	0.100	<b>1.322</b>
New Savings	(0.076)	(3.096)	(6.376)	(1.252)	(5.496)	(0.272)	<b>(16.568)</b>
<b>Sub-total Savings</b>	<b>0.124</b>	<b>(2.068)</b>	<b>(6.508)</b>	<b>(0.862)</b>	<b>(5.760)</b>	<b>(0.172)</b>	<b>(15.246)</b>
<b>Net Change in Resources</b>	<b>23.920</b>	<b>0.633</b>	<b>3.197</b>	<b>3.136</b>	<b>(5.060)</b>	<b>7.528</b>	<b>33.354</b>
Funding - Grants	(4.877)	0.000	(1.766)	0.000	0.000	0.000	(6.643)
Funding - Collection Fund	1.168	0.000	0.000	0.000	0.000	0.000	1.168
Funding - Business Rates	(10.724)	0.000	0.000	0.000	0.000	0.000	(10.724)
Funding - Council Tax	(9.828)	0.000	0.000	0.000	0.000	0.000	(9.828)
Funding - CTS Scheme	(7.327)	0.000	0.000	0.000	0.000	0.000	(7.327)
<b>Sub-total Funding</b>	<b>(31.588)</b>	<b>0.000</b>	<b>(1.766)</b>	<b>0.000</b>	<b>0.000</b>	<b>0.000</b>	<b>(33.354)</b>
<b>Gap</b>	<b>(7.668)</b>	<b>0.633</b>	<b>1.431</b>	<b>3.136</b>	<b>(5.060)</b>	<b>7.528</b>	<b>0.000</b>

<sup>2</sup> The £2.7m in corporate is the additional Social Care funding announced in Final Local Government Settlement, to be allocated across Adult & Children's Social Care in 2024/25. The £0.2m in CEX relates to increase in the volume of safeguarding legal casework

<sup>3</sup> Includes £0.630m of growth for SEN Transport. This area sits within the Environment & Communities Department in the Council's structure, but the driver for this growth is increased passenger numbers within Education

## Review of Overall Funding, Spending Assumptions and Savings Proposals

51. The following sections look at the overall position and how the budget been put together through funding, spending assumptions and savings and income proposals as set out in Table 1 above, with further details of key areas provided in the following paragraphs.
- Funding – paragraphs 52 to 84, with Table 3 shows how the net funding has changed.
  - Inflation, Pay Award, Demography and Other Spending Assumptions – paragraphs 85 to 116, with Table 5 summarising the assumptions .
  - Savings and Income Proposals – paragraphs 117 to 121, with Table 8 summarising the proposals

### Funding Assumptions

52. The changes to funding assumptions in the MTFP are summarised in the table below with some further detail provided in the following paragraphs.

**Table 3: Funding Assumptions in the MTFP**

	2024/25	2025/26	2026/27	2027/28	2028/29	Total
	£m	£m	£m	£m	£m	£m
Specific Government Grants	(5.268)	2.895	0.100	0.100	0.100	(2.073)
Revenue Support Grant	(1.375)	(0.664)	(0.365)	0.000	0.000	(2.404)
<b>Gov Grant Sub-Total</b>	<b>(6.643)</b>	<b>2.231</b>	<b>(0.265)</b>	<b>0.100</b>	<b>0.100</b>	<b>(4.477)</b>
NNDR Pooling Upside 23/24 reversal	1.481	0.000	0.000	0.000	0.000	1.481
NNDR Pooling Upside 24/25	(3.000)	3.000	0.000	0.000	0.000	0.000
Business Rates	(9.205)	0.000	0.000	0.000	0.00	(9.205)
Council Tax	(9.828)	0.000	0.000	0.000	0.000	(9.828)
Council Tax Support	<sup>4</sup> (7.327)	0.000	0.000	0.000	0.000	(7.327)
Collection Fund 23/24 reversal	2.181	0.000	0.000	0.000	0.000	2.181
Collection Fund 24/25 Surplus	(1.013)	1.013	0.000	0.000	0.000	0.000
<b>Collection Fund</b>	<b>(26.711)</b>	<b>4.013</b>	<b>0.000</b>	<b>0.000</b>	<b>0.000</b>	<b>(22.698)</b>
<b>Grand Total</b>	<b>(33.354)</b>	<b>6.244</b>	<b>(0.265)</b>	<b>0.100</b>	<b>0.100</b>	<b>(27.175)</b>

<sup>4</sup> The Council will invest £1m for exceptional hardship and £0.5m for administration from the £7.3m additional income, leaving a net £5.8m income.

### Collection Fund

53. The Business Rates and Council Tax assumptions in 2023/24 were prudent, given the uncertainty around Council Tax collection rates with the cost of living crisis and high inflation that was being experienced.
54. Performance of the Collection Fund is routinely monitored throughout the year and latest forecasts indicate that £1.013m of the forecast surplus can be applied as a one-off benefit in 2024/25 to support the budget.
55. The Council Tax and Business Rate tax base report provides full details on how the tax base has been estimated and set for 2024/25. The following are key points from the tax base report.

### Council Tax including ASC Precept

56. The autumn statement confirmed that the core council tax referendum principles will continue the same as 2023/24. The core Band D threshold will be 2.99%, and the adult social care precept a further 2.00%. It is proposed to increase the council tax by the maximum level without requiring a referendum which is estimated to generate £9.828m. The balance of the amount shown under Council Tax in the table above relates to tax base and collection rate changes.
57. The statutory calculations of the proposed Council Tax for each property band and the formal Council resolutions required under the 1992 Local Government Finance Act will be reported to Council on 22 February 2024 for approval.
58. On 24 January 2024, the Council agreed a Council Tax Base of 97,786 Band D Equivalent properties for 2024/25 (96,794 in 2023/24) based on a collection rate of 96.75%. If the Council Tax Support proposal also on the February Council agenda is agreed this evening, the tax base would increase to an estimated 102,954 Band D Equivalent properties based on the latest composite collection rate of 94.60% (95.75% in 2023/24). The collection rate falls due to lower assumed collection of council tax from residents on the CTS scheme. Total estimated income remains the same as reported in January at £164.1m.
59. The impact of the CTS changes on collection rates will be routinely monitored throughout 2024/25.
60. The capacity for councils to charge an Adult Social Care (ASC) Precept was introduced back 2015. This was designed to help local authorities with responsibility for Adult Social Care to meet the increasing care needs of their population. The additional Council Tax raised from this precept must be used for Adult Social Care. Enfield has made use of this facility since 2016/17. Enfield are applying the 2.00% ASC Precept permitted for 2024/25. The funding from the ASC precept and the additional grant funding announced by the Government will be used by the Council directly on maintaining and improving provision of Adult Social Care.
61. The 2.00% ASC precept proposed for 2024/25 will generate £2.940m in additional Council Tax, however, the inflationary and demographic pressures in Adult Social Care for 2024/25 total £9.705m.

### 2025/26 Council Tax Charge for Second Homes

62. The Government have provided councils with the power to charge a premium of up to 100% on second homes where the property has no resident and is substantially furnished with effect from 1 April 2025. A billing authority's first determination under the Act must be made at least one year before the beginning of the financial year to which it relates.
63. It is recommended that Enfield Council determines that this will take effect from 1 April 2025.

### Local Referendums on Council Tax Increases

64. The Localism Act requires councils to hold a referendum for proposed Council Tax increases in excess of the threshold set annually by the Secretary of State for Communities and Local Government. The thresholds for 2024/25 should not exceed an increase of greater or equal to 3.00% for basic amount of Council Tax for 2023/24 and 2.00% for the Adult Social Care Precept.
65. For 2024/25 Enfield Council has chosen to increase the general Council Tax by 2.99% and raise a 2.00% ASC precept to support the costs of ASC demand pressures and therefore, in accordance with the regulation, is not excessive as it is within the thresholds set by the Secretary of State.

### Greater London Authority (GLA) Precept

66. The GLA Assembly reviewed the Mayor's draft consolidated GLA budget on 25 January 2024 with the final draft budget due to be agreed by the London Assembly on 22 February 2024. This is after the publication of the budget report to Council and so any changes to the GLA precept will be reported as revised statutory calculations and resolutions for approval by Council. The budget was recommended with an increase in the Band D precept from £434.14 to £471.40. The Band D Council Tax payable by Enfield residents for 2024/25 based on the budget proposals (including GLA precept) is £2,065.48. This is made up as set out in Table 4:

**Table 4: Council Tax Band D Charge 2024/25**

	<b>2023/24</b>	<b>2024/25</b>	<b>Change</b>	<b>Change<sup>5</sup></b>
	<b>£</b>	<b>£</b>	<b>£</b>	<b>%</b>
Core Council Tax	1,314.96	1,360.37	45.41	2.99%
Adult Social Care Precept	203.34	233.71	30.37	2.00%
<b>London Borough of Enfield Total</b>	<b>1,518.30</b>	<b>1,594.08</b>	<b>75.78</b>	<b>4.99%</b>
Greater London Authority	434.14	471.40	37.26	8.58%
<b>Total</b>	<b>1,952.44</b>	<b>2,065.48</b>	<b>113.04</b>	<b>5.79%</b>

### Business Rates

67. The 2024/25 forecast for business rates has been reviewed throughout the year and in line with advice from our collection fund advisors. The latest forecast as reported in the Council's NNDR 1 return for 2024/25 is a total of £98.5m, made up of the retained element, top up and s31 grants.

<sup>5</sup> The percentage change shown is calculated in reference to the 2023/24 LBE Total Band D charge of £1,518.30 not the individual elements shown.

68. In the autumn statement the Chancellor decoupled the small and standard business rates multipliers. The small business rate multiplier was frozen and the standard multiplier was fully indexed. However, this has no financial impact because cap compensation payments will cover any lost income, and this is the expectation that is included in the Council's funding assumptions.
69. The growth in NNDR funding that has been estimated is due to the application of September CPI which stood at 6.7%. In total it is estimated that the Council will generate an additional £9.2m in business rates.
70. The total £98.5m is £0.7m more Business rates funding than reported in the January report. This had been anticipated as a result of various projects the Income & Debt team are undertaking to increase Collection fund income. This was then reflected in a £0.5m savings/income proposal put forward in January. The residual balance of £0.2m will fund the ongoing support from external business rates advisors who also helps generate additional business rate income. This initiative had previously been funded through the Flexible use of capital receipts. This extra income enables the creation of a base budget for this support and implement the policy of only using capital receipts to support the disposal programme.

#### Eight Authority Business Rates Pool

71. The Council has already indicated its intention to remain within the pooling arrangements that have been in place for the last two financial years. Latest forecasts indicate that there will be sufficient balances to apply £3m as a one-off to support the budget. It should be noted that these balances currently form part of the Council's earmarked reserves.

#### Government Grants

72. The Revenue Support Grant, that along with the NNDR makes up the Settlement Funding Assessment, will increase by £1.4m to £22.1m, in line with the September CPI.
73. The Government announced in the 2023/24 Local Government finance settlement that the ringfenced ASC Grant and Discharge Fund would continue into 2024/25. Figures were estimated at that point and were confirmed in the autumn statement. During 2023/24, it has been established that the new grant allocation received in 2023/24 called the Market Sustainability & Improvement Fund – Workforce grant, will reduce by £0.9m in 2024/25 and will be combined with the existing ASC Market Sustainability & Improvement Fund.
74. Whilst the Discharge Grant allocation has been confirmed for 2024/25, it is expected that this will be the final year and the MTFP reflects the loss of this grant from 2025/26 onwards.
75. The Final Local Government Finance Settlement has confirmed that the Council will receive a further £2.7m in the Social Care grant, from the recently announced additional £600m being made available nationally, of which £500m is for Social Care. Given that this has come late in the budget setting process and the need for careful consideration about how to best allocate the additional funding, it is planned that the £2.7m will be held in the risk reserve. This position will then be reviewed through the Council's Revenue Budget monitoring process and the outcome of this will support

decisions on where to specifically allocate the additional funding in 2024/25. This will mean that the Social Care Grant which is held corporately will have increased by £6.7m to £27.8m for 2024/25.

76. Part of this increase, however, is an expected government transfer of resources from the Services Grant.
77. Enfield's allocation of the New Homes Bonus has reduced significantly from £0.723m in 2023/24 to £0.055m in 2024/25. Whilst the national allocation remains relatively stable, the Council's share decreases because of lower growth in the tax base for 2023/24 and a reduction in the number of affordable home completions. 2024/25 is expected to be the final year of the New Homes Bonus grant.
78. The provisional settlement confirmed a reduction of nearly 85% to the Services Grant. Enfield's Services Grant allocation has been a loss of grant totalling £2.528m, from £3.000m to £0.472m. This is partly due to resources being transferred to the Social Care grant but also due to this grant being used as a balancing figure in government grant allocations to ensure that each local authority receives at least a 3% increase in core spending power as per the funding guarantee. The transfer to Social Care grant was circa £0.5m meaning that the balance of circa £2m was a direct loss of funding. The final settlement slightly increased Enfield's Services Grant allocation to £0.518m.
79. The 2023/24 Public Health Grant allocation is £18.611m. The allocation for 2024/25 was published on the 5<sup>th</sup> February, with Enfield to receive £19.029m. Whilst this is an increase of £0.418m the impact to the overall budget is net nil since Public Health is a ring-fenced grant.

#### Homelessness Prevention Grant

80. Homelessness Prevention Grant allocations were announced on 23 December 2022. Allocations were announced for the next two years to assist local authorities in planning services. Enfield's allocation is £9.072m for 2023/24 and £9.136m for 2024/25. The level of funding Enfield will receive is unlikely to be sufficient to match the growing pressures in the system since Enfield has amongst the highest numbers of homelessness in the country.
81. The government is also providing £120m funding "to invest in homelessness prevention, including to support Ukrainian households who can no longer remain in sponsorship". Formal notification of the Council's allocation has not yet been received but whatever is received will be applied to addressing TA pressures with any shortfall met from reserves on a temporary basis.

#### Rough Sleeping Initiative Fund

82. A three year award for this grant was announced in 2022/23 to provide more certainty to local authorities and aid service planning. Enfield's grant funding for Rough Sleeping Initiatives totals £2.896m over 3 years (£1.003m in 2022/23, £0.969m in 2023/24 & £0.924m in 2024/25).



### Housing Benefit Administration Grant

83. Details on this grant are still awaited, the current assumption in the MTFP is that the grant will remain at £1.4m. Future years are estimated to reduce by approximately £0.1m per year from 2025/26.

### Supporting Families Grant

84. This was previously known as Troubled Families Grant. Enfield's allocation for 2023/24 was £1.941m. The indicative allocation for 2024/25 is £2.112m, so a potential increase of £0.171m.

### **Inflation, Pay Award, Demography and Other Spending Assumptions**

85. The demographic and other pressures the Borough faces are regularly reviewed and updated throughout the lifetime of the Medium Term Financial Plan (MTFP). The Council faces additional service pressures in 2024/25, especially from demographic growth, increased demand on services, changing needs and cost inflation. Services are expected to manage pressures within existing budgets where possible, but for those pressures that are ongoing and considered to be unmanageable, additional funding has been included in the MTFP in order to set a realistic and sustainable budget. The pressures are summarised by category and department in the following two tables with narrative in the following paragraphs.
86. Table 5 sets out pressures over the next five years by category and Table 6 by department. For full details of the pressures please refer to Appendix 6.

**Table 5: Spending Assumptions in the MTFP by Category**

<b>Category</b>	<b>2024/25</b>	<b>2025/26</b>	<b>2026/27</b>	<b>2027/28</b>	<b>2028/29</b>	<b>Total</b>
	<b>£m</b>	<b>£m</b>	<b>£m</b>	<b>£m</b>	<b>£m</b>	<b>£m</b>
Inflation/pay award	17.224	7.670	7.917	9.233	8.445	50.489
Investment	1.991	0.150	0.150	0.150	0.150	2.591
Demography: <sup>6</sup>						
Adult Social Care	6.153	4.900	4.900	2.400	2.400	20.753
Children's	4.624	2.000	2.000	2.000	2.000	12.624
SEN Transport	0.630	0.630	0.630	0.630	0.630	3.150
Temporary Accommodation	7.700	0.000	0.000	0.000	0.000	7.700
Underlying Pressures	3.962	(0.150)	0.958	0.000	0.000	4.770
Capital Financing	2.476	4.000	4.000	3.760	(2.390)	11.846
Levies	3.840	3.708	1.193	2.131	1.330	12.202
<b>Grand Total</b>	<b>48.600</b>	<b>22.908</b>	<b>21.748</b>	<b>20.304</b>	<b>12.565</b>	<b>126.125</b>

<sup>6</sup> £2.7m of additional Social Care funding announced in Final Local Government Finance Settlement is notionally allocated equally across Adult's & Children's Social Care and £0.2m for safeguarding legal casework is included within Children's demography.

**Table 6: Spending Assumptions in the MTFP by Department**

<b>Department</b>	<b>2024/25</b>	<b>2025/26</b>	<b>2026/27</b>	<b>2027/28</b>	<b>2028/29</b>	<b>Total</b>
	<b>£m</b>	<b>£m</b>	<b>£m</b>	<b>£m</b>	<b>£m</b>	<b>£m</b>
Corporate	23.796	15.306	13.033	13.985	7.300	73.420
Environment & Communities	1.330	0.697	0.701	0.704	0.708	4.140
Housing & Regeneration	7.700	0.000	0.000	0.000	0.000	7.700
Chief Executive	0.363	0.000	0.000	0.000	0.000	0.363
Resources	2.338	0.005	1.114	0.156	0.157	3.770
Adult Social Care	9.705	4.900	4.900	3.459	2.400	25.364
Children's	3.368	2.000	2.000	2.000	2.000	11.368
Education	0.000	0.000	0.000	0.000	0.000	0.000
Public Health	0.000	0.000	0.000	0.000	0.000	0.000
<b>Total</b>	<b>48.600</b>	<b>22.908</b>	<b>21.748</b>	<b>20.304</b>	<b>12.565</b>	<b>126.125</b>

### Inflation

87. Inflation remains an area of risk for 2024/25 though the latest figures reflect a reduction to 4.0% (CPI – January 2024) and in keeping with the trajectory of future changes towards the Bank of England's target. The additional budget built into the MTFP for inflation for 2024/25 is £17.2m, which includes pay award. In contrast, government grant funding has only increased by £5.3m since 2023/24.
88. Energy costs relate to our corporate buildings and street lighting within the borough. Energy costs remain a risk despite recent improvement in market prices. Enfield forward purchases its energy via LASER, the well-known local government energy procurement organisation, and uses its updates to refresh assumptions. Increases are now estimated to be lower than previous estimated and account for £0.7m of the inflation pressure.
89. Adult Social Care inflation accounts for a further £4.9m and reflects specific factors such as both national and market developments and predicted wage inflation including National Living Wage. A further £0.5m has been built in for Children's Social Care inflation.
90. Business rates payable for Council properties is estimated to require a further £0.5m for 2024/25.
91. A general inflation budget of £1.3m and a further £0.3m for Digital contracts have also been built in for 2024/25.
92. The Council has allowed for a 3.5% pay award increase in 2024/25 within the budget, totalling £6.7m. If the actual pay award is in excess of this budget provision, then departments will need to manage the pressure from within their existing resources. This is an area of risk for the Council's budget and dependent on the final resolution of the pay award negotiations.
93. The provision for pay increases is held corporately and will be allocated to service budgets when the full details are known following negotiations. The pay award for 2023/24 was higher than budgeted for so £2.500m of catch up inflation has been added to the budget to ensure sufficient budget is available for 2024/25 and beyond. The government does not explicitly fund the Local Government pay award and therefore it is a direct cost to the Council.

### Demography

94. There was a thorough review of the demographic pressures in setting the 2024/25 budget with a detailed assessment of the cost pressures arising over the medium term as well. Children's Social Care, Special Educational Needs Transport and Adult Social Care have received combined demographic growth of £11.407m for 2024/25 and £36.527m across the five year MTFP period. Due to these services being demand led and given the financial pressures being reported in the current year, these remain area of ongoing risk and as such will be closely monitored throughout 2024/25

### Homelessness

95. This is the single most significant pressure and risk faced by the Council. The forecast overspend for 2023/24 is £18.5m which has been predominantly caused by a lack of available temporary accommodation at affordable rates, and hence a sustained use of expensive hotel accommodation. Mitigations are in place to reduce the reliance on hotel usage, and this will reduce costs. As a result, the Council has reduced the growth to £7.7m for 2024/25. However, significant risks remain here and notification of Enfield's allocation from the government's increase in homelessness prevention grant of £120m nationally, is awaited. Our share of the grant will be used to help off-set these costs.
96. Given the uncertainty on government funding and the risk, that whilst the service continues to take action to minimise the impact, this may still not fully mitigate the pressure, it has been considered necessary to create a specific earmarked reserve of £10m for 2024/25. Please note this has been created from transfers from within existing reserves.

### Other Pressures

97. The cost of coroners and mortuary services are increasing and as such an increase of £0.1m is required in 2024/25 to keep pace with demand.
98. The continued demand for services provided by the financial assessment and Income & Debt teams means that the planned reduction in external support has been reduced and reprofiled into 2025/26.
99. Additional resources are required in both the elections and legal services teams totalling £0.3m due to inflationary and population growth and volume of safeguarding cases and associated court costs.
100. The vacant floors in the Civic Centre mean a loss of rental income of £0.4m and whilst office moves are planned these are not expected to mitigate the lost income.
101. In addition, the impact of an ongoing £2.3m technical adjustment to reflect a stricter approach with costs attributed to capital is built into the MTFP for 2024/25.

### Investment

102. Given the proposed changes to the Council Tax Support Scheme in 2024/25, £1.500m has been allocated within the budget to provide further resources to the council tax hardship fund and to provide further officer support to residents affected by the proposals.

103. Investment of £0.341m is being made in council services to provide additional resources within Property Services and within the Complaints & Access to Information Team to resource the statutory work in meeting Subject Access Requests which is a requirement of the Data Protection Act.
104. The MTFP also contains modest investment for repairs and maintenance of £0.150m in each year of the MTFP period.

#### Capital Financing

105. The significant change in the economy over the last eighteen months - including increasing interest rates, inflation, labour market shortages and increasing raw materials and construction costs have meant that the financial conditions have changed, and the Council has had to adapt its capital strategy in response.
106. Proactive action has already been taken which has included pausing, reviewing and value engineering specific capital projects. The Council's capital strategy builds on this by setting out the approach to new capital investment and debt reduction over the next ten years and in turn mitigating the revenue cost of capital financing, i.e. Minimum Revenue Provision and interest payments.
107. The estimated charge for capital financing to the General Fund is £31.4m in 2024/25.
108. The resulting budget growth requirement is £2.4m, which is a reduction to the original forecast growth of £6.2m, reported in September. The reduction has been possible due to the decisions taken as part of the 2024/25 Capital strategy as described above. Budget growth required in financial years 2025/26 and 2026/27 are £4m each driven by the costs of debt replacement and supporting capital expenditure for which borrowing is required. The costs of General Fund capital financing are expected to stabilise then fall due mainly to expected capital receipts and the transfer of assets and associated debt to the HRA.
109. Further details are available on the Treasury Management Strategy Statement and Ten year Capital Programme reports appearing elsewhere on the agenda.

#### Other Pressures to be met from Reserves

110. There are a number of welfare support activities that are not yet fully incorporated into the Council's overall budget but instead funded directly through reserves and the Household Support Fund (HSF). The plan is that the general fund budget will be built up over time in the MTFP to reduce the draw on reserves. It should be noted that there is uncertainty around the future of the HSF so this plan may need to change. The table below reflects the draw on reserves over the MTFP period.
111. The Council receives an annual government grant to support Discretionary Housing Payments (DHP). The welfare reserve has historically been the source of funding when DHP expenditure is greater than the grant funding. The grant for 2024/25 will be £1.671m. It has remained at this level since 2022/23. Prior to that, the Council had seen reductions in the grant allocation from a high of £2.973m in 2020/21 which has increased the burden on the use of reserves to fund DHP expenditure.

112. The Emergency Support Scheme, Council Tax Hardship payments and Discretionary Housing Payments had previously been met through use of reserves. For 2023/24 these are being funded by the HSF and this had been anticipated to continue for 2024/25.
113. Emergency Support Scheme, Council Tax Hardship payments and Discretionary Housing Payments provides valuable support for households in financial crisis.
114. The additional resources required for welfare advice and debt support is partly funded from reserves and HSF. The increase to £0.6m in 2025/26 reflects the ending of the HSF as well as the need to draw on reserves for DHP, with Emergency Support and Council Tax hardship to be funded from the base budget. By 2026/27 the base budget should be sufficient and therefore require no draw on reserves.
115. The MTFP reflects the changes in the North London Waste Authority (NLWA) levy to cover the estimated cost of the North London Heat and Power Project (NLHPP). This project is building a new Energy Recovery Facility in Edmonton, replacing the existing Energy from Waste plant at the EcoPark that has served north London for over 50 years but is coming to the end of its operational life. The estimated cost of building this new facility will significantly increase the Council's NLWA levy requirement and, as with all major construction projects, comes with significant risks. A specific reserve held is utilised to smooth the fluctuations in levy and provide a buffer from large annual increases in preparation for the completion of the new facility.
116. The Council has a specific reserve to help manage the overall cost of the development of the Local Plan, with planned use of reserves totalling circa £0.8m over the next two years.

**Table 7: Other Pressures to be met from Reserves**

<b>Category</b>	<b>2024/25</b>	<b>2025/26</b>	<b>2026/27</b>	<b>2027/28</b>	<b>2028/29</b>	<b>Total</b>
	<b>£m</b>	<b>£m</b>	<b>£m</b>	<b>£m</b>	<b>£m</b>	<b>£m</b>
Discretionary Housing Payments	0.000	0.350	0.000	0.000	0.000	0.350
Welfare Advice and debt support resources	0.445	0.608	0.000	0.000	0.000	1.053
Local Plan	0.357	0.487	0.000	0.000	0.000	0.844
NLWA levy	0.472	(1.111)	(0.199)	2.400	0.000	1.562
<b>Total</b>	<b>1.274</b>	<b>0.334</b>	<b>(0.199)</b>	<b>2.400</b>	<b>0.000</b>	<b>3.809</b>

### **Savings and Income Proposals**

117. Departments have been working on developing proposals to help in bridging the budget gap and the full year effect of savings proposals already in the budget were thoroughly reviewed and updated. An initial round of savings and income proposals were reported to Cabinet for approval in November 2023 with a further round of proposals taken to Cabinet in January 2024. The final schedule containing all new savings and income proposals is detailed in Appendix 8.

**Table 8: Savings and Income Proposals (including Full Year Effects)**

<b>Department</b>	<b>2024/25</b>	<b>2025/26</b>	<b>2026/27</b>	<b>2027/28</b>	<b>2028/29</b>	<b>Total</b>
	<b>£m</b>	<b>£m</b>	<b>£m</b>	<b>£m</b>	<b>£m</b>	<b>£m</b>
Chief Executive	(1.742)	0.261	0.236	0.000	0.000	(1.245)
Adult Social Care	(5.904)	(0.245)	0.000	0.000	0.000	(6.149)
Children's Social Care	(0.310)	0.290	0.000	0.000	0.000	(0.026)
Education	(0.552)	0.000	0.000	0.000	0.000	(0.552)
Public Health	(0.604)	0.300	0.000	0.000	0.000	(0.304)
Environment & Communities	(5.760)	0.889	0.000	0.940	0.000	(3.931)
Housing & Regeneration	(0.172)	0.000	0.000	0.000	0.000	(0.172)
Resources	(0.326)	(0.380)	0.000	0.000	0.000	(0.706)
Corporate	0.124	0.000	0.000	0.000	0.000	0.124
<b>Total</b>	<b>(15.246)</b>	<b>1.115</b>	<b>0.236</b>	<b>0.940</b>	<b>0.000</b>	<b>(12.955)</b>

**Full Year Effect Savings**

118. The savings proposals in the MTFP includes the Full Year Effects (FYE) of savings agreed in previous years which total a debit figure of £2.040m over the MTFP period with a £1.322m debit figure in 2024/25. The reasons for the debit values are either reversals of one off savings, or savings which were previously agreed now being deemed not achievable. Table 9 summarises FYE savings by department:

**Table 9: Full Year Effects of Savings/Income Proposals agreed in Prior years**

<b>Department</b>	<b>2024/25</b>	<b>2025/26</b>	<b>2026/27</b>	<b>2027/28</b>	<b>2028/29</b>	<b>Total</b>
	<b>£m</b>	<b>£m</b>	<b>£m</b>	<b>£m</b>	<b>£m</b>	<b>£m</b>
Chief Executive	(0.058)	(0.097)	0.000	0.000	0.000	(0.155)
Adult Social Care	(0.132)	(0.245)	0.000	0.000	0.000	(0.377)
Children's Social Care	0.380	0.000	0.000	0.000	0.000	0.380
Education	0.010	0.000	0.000	0.000	0.000	0.010
Public Health	0.000	0.000	0.000	0.000	0.000	0.000
Environment & Communities	(0.264)	0.500	0.000	0.940	0.000	1.176
Housing & Regeneration	0.100	0.000	0.000	0.000	0.000	0.100
Resources	1.086	(0.380)	0.000	0.000	0.000	0.706
Corporate	0.200	0.000	0.000	0.000	0.000	0.200
<b>Total</b>	<b>1.322</b>	<b>(0.222)</b>	<b>0.000</b>	<b>0.940</b>	<b>0.000</b>	<b>2.040</b>

119. Tables 10 and 11 summarise the new savings and income proposals over the 5 year MTFP period:

**Table 10: New Savings over MTFP period**

Department	2024/25	2025/26	2026/27	2027/28	2028/29	Total
	£m	£m	£m	£m	£m	£m
Chief Executive	(1.644)	0.358	0.236	0.000	0.000	(1.050)
Adult Social Care	(2.972)	0.000	0.000	0.000	0.000	(2.972)
Children's Social Care	(0.690)	0.290	0.000	0.000	0.000	(0.400)
Education	(0.562)	0.000	0.000	0.000	0.000	(0.562)
Public Health	(0.604)	0.300	0.000	0.000	0.000	(0.304)
Environment & Communities	(3.108)	0.329	0.000	0.000	0.000	(2.779)
Housing & Regeneration	(0.272)	0.000	0.000	0.000	0.000	(0.272)
Resources	(0.762)	0.000	0.000	0.000	0.000	(0.762)
Corporate	(0.076)	0.000	0.000	0.000	0.000	(0.076)
<b>Total</b>	<b>(10.690)</b>	<b>1.277</b>	<b>0.236</b>	<b>0.000</b>	<b>0.000</b>	<b>(9.177)</b>

**Table 11: New Income Proposals over MTFP period**

Department	2023/24	2024/25	2025/26	2026/27	2027/28	Total
	£m	£m	£m	£m	£m	£m
Chief Executive	(0.040)	0.000	0.000	0.000	0.000	(0.040)
Adult Social Care	(2.800)	0.000	0.000	0.000	0.000	(2.800)
Children's Social Care	0.000	0.000	0.000	0.000	0.000	0.000
Education	0.000	0.000	0.000	0.000	0.000	0.000
Public Health	0.000	0.000	0.000	0.000	0.000	0.000
Environment & Communities	(2.388)	0.060	0.000	0.000	0.000	(2.328)
Housing & Regeneration	0.000	0.000	0.000	0.000	0.000	0.000
Resources	(0.650)	0.000	0.000	0.000	0.000	(0.650)
Corporate	0.000	0.000	0.000	0.000	0.000	0.000
<b>Total</b>	<b>(5.878)</b>	<b>0.060</b>	<b>0.000</b>	<b>0.000</b>	<b>0.000</b>	<b>(5.818)</b>

120. The early savings and income proposals were taken to Cabinet in November 2023, with some further proposals being put forward in the Cabinet Report in January 2024.

121. Since the January Cabinet report, the Council's NNDR 1 return has been completed. The outcome of which demonstrates that the Council can expect additional Business rate in addition to that already estimated. This had been anticipated in the Resources savings/income proposals. £0.5m of additional income had been put forward on the basis that the Income &

Debt collection teams had been undertaking on number of projects to increase income and alongside external support this is now reflected in the estimated Business Rates income. This has meant that the £0.5m is no longer categorised as a saving/income proposal and is now reflected in our funding estimates. In addition, the increase in income enables the Council to create a base budget for external Business rate income support to help increase the generation of future years income.

### **Equalities Impact Assessments**

122. The Council is committed to its responsibilities under the Public Sector Duty of the Equality Act 2010. These duties are set out in the Equalities Impact Implications section later in this report (paragraphs 198 to 203 below).

123. For 2024/25 there are 76 individual savings and income proposals, and these have all been evaluated to determine whether an Equality Impact Assessment (EQIA) is required and there is paperwork in place to support this evaluation.

124. Of the 76 proposals 27 have required a full EQIA.

125. Of the 27 proposals:

- 2 are likely to have an impact on staffing and in these cases Human Resources guidance and principles on managing reorganisations will be used to minimise the impact for staff;
- 9 proposals are considered to have an impact on customers, changes in service delivery and accessibility requirements. These will be considered and built into the specifications of any new systems and the business case for change;
- 2 proposal is considered to have an impact on internal systems. This will be considered and built into the specifications of any new systems and the business case for change
- 14 proposals are considered to have a combination of impacts on staffing, customers, service delivery and internal systems. In such cases, Human Resources guidance and principles on managing reorganisations will be used to minimise the impact for staff accessibility requirements. These will be considered and built into the specifications of any new systems and the business case for change.

### **Summary of Budget Proposals and Impact on Council Tax**

126. The Localism Act requires Council approval of the Council Tax Requirement.

127. Table 12 sets out the Council's budget position and Council Tax Requirement after considering the proposed changes detailed above. For completeness, Schools and Housing Revenue Account budgets for 2024/25 are also provided.



**Table 12: Budget Position & Council Tax 2024/25**

	<b>2023/24</b>	<b>2024/25</b>
	<b>£000</b>	<b>£000</b>
<b>Net revenue budget</b>		
Other Services (base budget)	259,825	286,942
	<b>259,825</b>	<b>286,942</b>
<b>Budget Movements:</b>		
Demographic and Cost Pressures	39,830	44,133
Investment in Services	1,800	1,991
Covid-19 Reversals	(674)	0
Capital Financing	5,000	2,476
Changes to Service Specific Grants	(3,083)	(1,766)
Full Year Effect of previous budget decisions	(1,538)	1,322
Proposals for New Savings	(14,218)	(16,568)
<b>Net Budget</b>	<b>286,942</b>	<b>318,530</b>
<b>Less Corporate Funding:</b>		
Settlement Funding Assessment <sup>7</sup>	(110,086)	(120,666)
Corporate Specific Grants	(26,231)	(29,733)
Collection Fund Net (Surplus)/Deficit	(2,181)	(1,013)
Estimated Business Rates Pool Benefit	(1,481)	(3,000)
<b>Corporate Funding</b>	<b>(139,979)</b>	<b>(154,212)</b>
<b>Council Tax Requirement</b>	<b>146,963</b>	<b>164,118</b>
Tax Base (Band D equivalents)	96,794	102,954
<b>Council Tax (Band D)</b>	<b>£1,518.30</b>	<b>£1,594.08</b>

<b>Schools Budget</b>	<b>2023/24</b>	<b>2024/25</b>
	<b>£000</b>	<b>£000</b>
Schools Budget	414,273	431,801
Dedicated Schools Grant	(414,273)	(431,801)
<b>London Borough of Enfield Total</b>	<b>0</b>	<b>0</b>

<b>Housing Revenue Account Budget</b>	<b>2023/24</b>	<b>2024/25</b>
	<b>£000</b>	<b>£000</b>
Supervision & Management General & Special	23,189	26,722
Repairs and Maintenance	15,101	17,554
Corporate & Democratic Core	138	93
Cost of Capital & Depreciation	27,030	21,045
Bad Debt Provision	650	724
Self-financing contribution	6,843	14,999
<b>Expenditure Total</b>	<b>72,951</b>	<b>81,137</b>
Rents, Service Charges and Other Income	(72,951)	(81,137)
<b>Income Total</b>	<b>(72,951)</b>	<b>(81,137)</b>
<b>Net Total</b>	<b>0</b>	<b>0</b>

<sup>7</sup> Includes Revenue Support Grant, Business Rates Income and section 31 grants

## **Contingencies, Balances and Reserves**

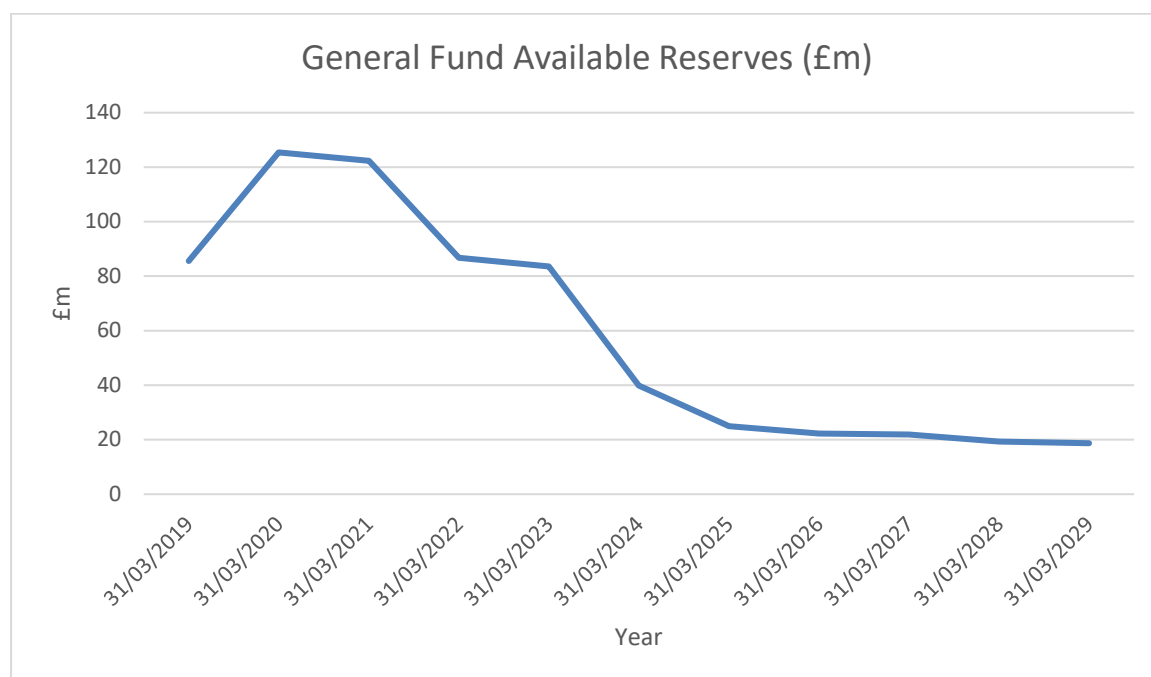
128. The Council's policy will continue to be one of containing spending within the budgets set for each department, without recourse to the central contingency other than in exceptional circumstances. The Budget includes a central contingency for unforeseen circumstances and in view of the level of risks it is recommended that the central contingency be retained at £3m for 2024/25. The Council also holds centrally a number of contingent items relating to spending requirements that are expected to arise at some point in the budget year but about which there is some uncertainty regarding the timing or magnitude of the financial impact. These will be allocated to services during the year.
129. The Council's General Fund Balances (excluding schools) stood at just under £14m as at the 31 March 2023. The level of balances is examined each year, along with the level of reserves and contingencies, in light of the risks facing the Authority in the medium term. This has been increased to £14.4m for 2023/24 to reflect 5% of the net revenue budget.
130. Core to the Council's Financial Strategy has been establishing financial resilience. As well as ensuring there are robust budgets and realistic savings there has been a need to strengthen reserves.
131. However, the overspend for 2022/23 and forecast overspend for 2023/24 will significantly erode the reserve balances. The Council will address the forecast depletion in reserves with action to balance the budget, protect reserves and maintain financial resilience.
132. The future years gaps currently projected in the MTFP are expected to be met through savings, income and funding changes and will therefore not require a draw upon reserves.
133. Earmarked reserves are held to meet the cost of specific one-off projects or specific risks. Any balance on reserves once the projects are completed or the risk has ceased is returned to General Fund balances. A list of the Council's Earmarked Reserves and the purposes for which they are held is set out in Appendix 10. Planned movements in the reserves' balances over the period of the MTFP are shown in Appendix 11. These are split between revenue and capital projects which are included in the MTFP and Capital Programme respectively.
134. The Council's single most significant risk is the cost of providing Temporary Accommodation and growth has been provided in setting the 2024/25 budget. However, it is considered prudent to create from within the existing reserves a balance of £10m specifically to cover the risk that the continuing pressure can't be reduced in 2024/25 despite the measures being implemented. The summary below reflects that the Council will need to apply the £10m for TA from reserves in 2024/25 taking the usable reserves to £25.0m by the end of March 2025.

**Table 13: Summary of Forecast Reserves across the Medium Term**

Reserve balances at:	31/03/23	31/03/24 Forecast	31/03/25	31/03/26	31/03/27	31/03/28	31/03/29
	£m	£m	£m	£m	£m	£m	£m
<b>Risk Reserve</b>	<b>(3.440)</b>	<b>(1.310)</b>	<b>(1.310)</b>	<b>(1.310)</b>	<b>(1.310)</b>	<b>(1.310)</b>	<b>(1.310)</b>
Balance Sheet Management	(2.295)	(0.500)	(0.500)	(0.500)	(0.500)	(0.500)	(0.500)
Collection Fund Pooling Reserve	(2.059)	(2.005)	(0.621)	(0.621)	(0.621)	(0.621)	(0.621)
Collection Fund Equalisation Reserve	(13.628)	(2.100)	(2.100)	(2.100)	(2.100)	(2.100)	(2.100)
Housing Benefit Smoothing Reserve	0.726	(2.062)	(2.062)	(2.062)	(2.062)	(2.062)	(2.062)
Adult Social Care Smoothing Reserve	(3.697)	0.000	0.000	0.000	0.000	0.000	0.000
NLWA Reserve	(0.514)	(1.566)	(1.324)	(2.435)	(2.634)	(0.234)	(0.004)
Meridian Water Reserve	(1.297)	(1.217)	(0.717)	(0.575)	(0.575)	(0.575)	(0.575)
Homelessness	0.000	(10.000)	0.000	0.000	0.000	0.000	0.000
<b>Sub-total MTFP Smoothing Reserves</b>	<b>(22.764)</b>	<b>(19.950)</b>	<b>(7.324)</b>	<b>(8.292)</b>	<b>(8.491)</b>	<b>(6.092)</b>	<b>(5.862)</b>
Capital Financing	(23.428)	(2.813)	(4.063)	(4.463)	(5.233)	(5.393)	(5.483)
Service Specific	(13.757)	(7.331)	(5.282)	(2.058)	(1.208)	(1.429)	(1.418)
Property	(0.925)	(0.436)	(0.346)	(0.256)	(0.256)	(0.256)	(0.256)
Grants & Other Contributions	(19.274)	(8.560)	(7.077)	(6.282)	(5.809)	(5.183)	(4.771)
<b>Sub-total GF Usable Reserves</b>	<b>(83.588)</b>	<b>(39.900)</b>	<b>(25.002)</b>	<b>(22.262)</b>	<b>(21.908)</b>	<b>(19.263)</b>	<b>(18.700)</b>
Insurance	(7.513)	(7.382)	(7.022)	(7.022)	(7.022)	(7.022)	(7.022)
General Fund Balance	(13.949)	(14.350)	(14.350)	(14.350)	(14.350)	(14.350)	(14.350)
<b>GF Earmarked Reserves</b>	<b>(105.050)</b>	<b>(61.631)</b>	<b>(46.373)</b>	<b>(43.663)</b>	<b>(43.279)</b>	<b>(40.635)</b>	<b>(40.071)</b>

135. Available General Fund reserves are the total reserves less those for the Insurance balances. The chart below shows how the available reserve balances will diminish over the life of the MTFP.

**Chart 2: Reserves 2019/20 to 2028/29**



136. It is also recommended that any uncommitted departmental resources at year end are added to central reserves, so they can be managed more flexibly to support the achievement of corporate priorities.

### **Review of Fees and Charges**

137. Fees and Charges were reviewed as part of the January Medium Term Financial Plan update to Cabinet and have been recommended for approval to Council. They are included in the appendices to this report.

138. There are a couple of updates to the fees and charges from those presented in January and these are set out in Appendix 12. These relates to Cycle parking membership fees and Forty Hall venue hire. Further new charges are to be noted in the Environment & Street Scene services covering traffic orders and parking charges including new options for car parking season tickets. The new statutory planning fees for planning applications have now also been received and reflected in the updated schedules as well as the latest Local Housing Allowances rates.

### **Flexible Use of Capital Receipts**

139. With effect from 2016/17 the Government provided a general capitalisation directive to all councils, enabling them to utilise new capital receipts to finance projects that are designed to generate ongoing revenue savings in the delivery of public services and/or transform service delivery to reduce costs and/or transform service delivery in a way that reduces costs or demand for services in future years for any of the public sector delivery partners. This arrangement was most recently extended in the 2022/23 Local Government Finance settlement, with the flexibility under which local authorities can fund transformative revenue costs from capital receipts extended until 2024/25.

140. To take advantage of the flexibility local authorities must produce a strategy which discloses the individual projects that will be funded, or part funded, through capital receipts flexibility and this must be approved by full Council or the equivalent. As a minimum, the strategy should list each project that plans to make use of the capital receipts flexibility and provide details, on a project-by-project basis, of the expected savings or service transformation that will result. The strategy should report the impact on the local authority's Prudential Indicators for the forthcoming year and subsequent years.
141. The Council, within the Capital Strategy has set out its approach for 2024/25 and beyond. Capital receipts will no longer be used for transformational purposes. The only revenue expenditure to be funded under these flexibilities will be in support of managing the asset disposal programme, which will then generate further capital receipts. The Council is planning to use £1.0m of capital receipts to fund the revenue expenditure required to support the asset disposal programme as set out in Appendix 18 for consideration and for recommendation to Council. The strategy includes details of the proposed schemes for 2024/25 and a backward look at 2020/21, 2021/22, 2022/23 and 2023/24.
142. At the time of writing this report the government is consulting on the widening of these flexibilities in light of Local Government financial pressures (consultation ends January 2024). The Government is recognising where local authorities face cost pressures that are not a consequence of local failure, then further freedoms to use capital resources could allow local management of budget pressures, and facilitate investment that reduces future costs and supports continued sustainability over the long-term.
143. The Council remains mindful of over reliance on and sustainability of this one-off funding and is focused on longer term solutions to fund any ongoing pressures and make the budget more robust but these wider flexibilities if implemented would be a useful tool to utilise that will enable the Council to protect the level of reserves.
144. Therefore, dependent on the outcome of the government's consultation, it is proposed to utilise £5m to support the pressure in Homelessness. This would mean that the Council could protect other revenue earmarked reserves. The current approach reflected in Table 13 above, is that £10m has been created from existing revenue reserves and therefore £5m could be added back into these reserves.
145. In order to facilitate decision making it is recommended to delegate authority for amending the Flexible Use of Capital receipts strategy to the Executive Director of Resources, in consultation with the Cabinet Member for Finance and Procurement and changes will be reported through the quarterly Revenue Monitoring at Cabinet during the year.

### **Budget Consultation**

146. The Council's 2024/25 Budget Consultation was open from 11 December 2023 to 12 January 2024 (5 weeks). The questionnaire:
- i. Sought views on how respondents prioritise the wide range of services provided by the Council.

- ii. Sought views on respondents' appetite for Council Tax increases to help protect and invest in services.
  - iii. In the context of having delivered over £225m of savings since 2010, the questionnaire sought suggestions on ideas for making further savings and generating income.
  - iv. Provided the opportunity for free text comments throughout.
  - v. Asked for information on age, gender, ethnicity and religious beliefs of respondents to help segment the results. The sharing of this information was entirely optional for respondents.
147. A link to the budget consultation was advertised prominently on the Council's website and information was also included in the Council's e-newsletter sent out to around 40,000 residents.
148. A total of 132 responses were received. 129 of these were from the online 2024/25 Budget Consultation questionnaire, with a further 3 responses received from the easy read version of the questionnaire.

#### Results of the Budget Consultation

149. Refuse and recycling (96%), Street cleansing (95%) and Highway's maintenance (92%) were the top 3 priorities where respondents thought it was important (either fairly or very) to continue prioritising spend. Just below these came Adult social care (89%) and Children's social care (87%).
150. The average score across all categories was 78% of respondents supporting continued prioritisation.
151. The 3 least favoured areas for prioritising spend were Leisure centres, sports courses and sports activities (68% either strongly agree or tend to agree, Regeneration (57%), and Museums & Theatres (45%).
152. Regarding the question on raising council tax, there was a slight tendency for respondents to disagree with this approach (52%). 46% agreed with raising council tax whilst the remaining 2% were not sure.
153. On the open text question regarding ideas for making savings or generating income, key themes coming out were:
- **Financial prudence:** Pausing large projects (LTNs and Meridian Water) / eliminating unnecessary expenses / cutting contractors / reducing levels of management / reducing salaries
  - **Operational efficiency:** Training staff for versatility / automating processes / cutting administrative costs / scrutinising ceremonial events for cost-sharing
  - **Community involvement:** Promoting community involvement / encouraging volunteering / collaborating with community organisations
  - **Service focus:** Ceasing spending on non-service-related items / concentrating on core services / change criteria for housing allocation / addressing parking enforcement issues
  - **Revenue generation and innovation:** Selling unused buildings / generating income from various services / increasing fees, fines, and charges / exploring sponsorships for street name plates

154. Some other issues raised in the consultation responses included concerns around the impact of benefit cuts on vulnerable groups, objections to building on the Green Belt, support for businesses, road layout changes, and calls to improve income generation through facilities such as Forty Hall café.
155. Some more detailed analysis from the budget consultation is included in Appendix 19a of this report.
156. The draft budget was presented to the Overview and Scrutiny Committee Budget Meeting on 15 January 2024. A lengthy and constructive session took place with OSC. The minutes and recommendations of the OSC Budget Meeting are set out in Appendix 19b of this report.

### **Budget Risks and Uncertainties**

157. Local Government as a sector and the Council especially faces significant financial uncertainty, especially in respect of:
- i. Temporary Accommodation
  - ii. Uncertainty in levels of Local Government funding
  - iii. Challenging economic environment e.g. inflation, interest rates
  - iv. Pressures on Children’s and Adults’ Social Care Services
  - v. Scope to make savings while maintaining services
158. The 2024/25 budget includes the best estimate of financial achievement of savings and likely pressures. Where there are potential risks of higher cost pressures as in the areas listed above or slippage in realisation of savings these have been factored into the assessment of budget robustness, balances and reserves to ensure the Council can meet any short-term pressures without an impact on service delivery. Corporate and Service budget risks are detailed in Appendix 20. Many factors affect the Council’s future financial position which can be estimated with some degree of confidence for the first year of the plan but become increasingly uncertain for later years. It is therefore essential to test the sensitivity of the plan to changes in the main assumptions. The figures in the following table illustrate the extent to which the plan would be affected by such changes:

**Table 14: Sensitivity Indicators**

<b>Item</b>	<b>Budget Impact</b>
	<b>£m</b>
1% Change in Pay	1.9
1% Increase in Departmental price Inflation across Income and Expenditure	0.6
1% Increase in Adult Social Care - Care purchasing costs	0.9
1% increase in Children’s Social Care External Care Placements & In-house Fostering	0.2
1% increase in numbers requiring temporary accommodation	0.1
1% Change in Settlement Funding Assessment based on provisional Local Government finance settlement	1.2
1% increase in Council Tax Support claimants	0.2
1% reduction in businesses chargeable for business rates	0.4
1% increase in interest rates impact on Capital financing loans on renewal	0.8

159. The Government changes to Local Government Finance arrangements have been delayed, such as the reset of Business Rates baselines and the review of formula funding. At this stage the MTFP assumes that funding is constant from 2024/25 to 2028/29 and this will be updated as further information becomes available.
160. Throughout the budget process, officers have kept under review the key risks, uncertainties and opportunities that could have implications for the Council's financial position in 2024/25 and in the medium term. The systematic review, particularly of risks and mitigating actions is a key part of any effective planning system and therefore crucial in the budget setting process.
161. To mitigate these risks a number of spending controls are to be introduced across the Council so that reserves can be preserved and rebuilt, whilst also managing the anticipated pressure in Temporary Accommodation.

### **Medium Term Financial Plan: Outlook and Budget Process 2025/26**

162. The approach to the 2024/25 budget has built on the work in recent years with continued transparency, enabling enhanced levels of scrutiny and appropriate challenge of budget decisions, and this will continue throughout future budget processes.
163. The levels of government funding, changes to business rates, the funding formula, the future of social care funding cannot yet be determined, leaving great uncertainty over the future of local government finance. In addition the challenging economic environment, cost of living, homelessness issues and demographic pressure all add to an uncertain future.
164. The Council's medium term financial planning process recognises this uncertainty, but it is clear that future savings and income generation proposals in addition to those in this report will be needed between 2025/26 and 2028/29 to balance the budget. This is a challenging position for Enfield in the context of £228.7m of savings already delivered since 2010 and a further £16.568m of new savings and income proposals to be delivered in 2024/25.
165. Alongside side this, the strategy for future years will continue to focus, reducing expenditure and mitigating cost pressures in order to preserve the Council's level of reserves. The following table summarises the MTFP position over the coming five years and the current forecast of the budget gaps for the period of the MTFP (2024/25 to 2028/29):



**Table 15: Medium Term Financial Plan 2024/25 to 2028/29**

	2024/25	2025/26	2026/27	2027/28	2028/29	Total
	£m	£m	£m	£m	£m	£m
<b>Council Tax Base Provision</b>	<b>146.963</b>	<b>164.118</b>	<b>164.118</b>	<b>164.118</b>	<b>164.118</b>	
<b>Movements:</b>						
Inflation/Pay Awards	17.224	7.670	7.917	9.233	8.445	<b>50.489</b>
Demography	11.407	7.530	7.530	5.030	5.030	<b>36.527</b>
Investment	1.991	0.150	0.150	0.150	0.150	<b>2.591</b>
Capital Financing	2.476	4.000	4.000	3.760	(2.390)	<b>11.846</b>
Concessionary Fares	1.779	1.681	1.905	0.000	0.000	<b>5.365</b>
Other Pressures	13.723	1.877	0.246	2.131	1.330	<b>19.307</b>
<b>Total Pressures</b>	<b>48.600</b>	<b>22.908</b>	<b>21.748</b>	<b>20.304</b>	<b>12.565</b>	<b>126.125</b>
Full Year Effect of Previous years' savings decisions	1.322	(0.222)	0.000	0.940	0.000	<b>2.040</b>
New Savings and Income Proposals	(16.568)	1.337	0.236	0.000	0.000	<b>(14.995)</b>
Changes to Specific Grants	(5.268)	2.895	0.100	0.100	0.100	<b>(2.073)</b>
SFA: CPI increase to RSG	(1.375)	(0.664)	(0.365)	0.000	0.000	<b>(2.404)</b>
Business Rates	(10.724)	3.000	0.000	0.000	0.000	<b>(7.724)</b>
Collection Fund	1.168	1.013	0.000	0.000	0.000	<b>2.181</b>
Budget (Gap)/ Surplus in future years of MTFP	0	(30.267)	(21.719)	(21.344)	(12.665)	<b>(85.995)</b>
<b>Council Tax Requirement</b>	<b>164.118</b>	<b>164.118</b>	<b>164.118</b>	<b>164.118</b>	<b>164.118</b>	
<b>Council Tax Base<sup>8</sup></b>	<b>102,954</b>	<b>102,954</b>	<b>102,954</b>	<b>102,954</b>	<b>102,954</b>	
<b>Band D Charge (£)</b>	<b>1,594.08</b>	<b>1,594.08</b>	<b>1,594.08</b>	<b>1,594.08</b>	<b>1,594.08</b>	
<b>% tax change</b>	<b>4.99%</b>	<b>0.00%</b>	<b>0.00%</b>	<b>0.00%</b>	<b>0.00%</b>	

166. There are risks inherent in the MTFP exemplified in paragraphs 157 to 161 of this report and Appendix 20. A number of key items in the plan cannot be estimated with 100% accuracy. The figures in the plan assume that significant savings will be made. In this situation, it is essential to maintain sufficient balances, not only to deal with unforeseen events but also to cover the potential risk of not achieving the savings required. In addition, the Council will need to maintain adequate reserves for future commitments.

167. Work on future years' savings will commence with immediate effect and there will be work corporately to develop and implement new savings

<sup>8</sup> Assumes Council Tax Support decision is approved at February Council

proposals as soon as possible. There will need to be a focus on demand management of social care services as well as driving further commercial savings including generating greater levels of income and being more efficient in procurement and contract management.

168. No final decision has been taken on taxation levels for 2025/26 and later years, and there is currently no core Council Tax increase, or any further Adult Social Care Precept included in 2025/26 to 2028/29 for planning purposes.

### **Dedicated Schools Grant and the Schools Budget**

169. The final allocations for the Dedicated Schools Grant (DSG), along with indicative additional funding announced at the 2023 Autumn Statement, have been published for financial year 2024/25. The DSG continues to be funded via four blocks as previously: the schools block, the central schools block (CSSB), the high needs block and the early years block. Supplementary funding made available through the Mainstream Schools Additional Grant (MSAG) for 2023/24 has been rolled into National Funding Formula allocations for 2024/25. The total DSG for Enfield is £431.801m for 2024/25 as shown in Appendix 22.
170. In 2024/25, a total of £62.2bn will be made available through the DSG of which £10.6bn (17%) will be allocated to London boroughs.
171. England will receive a 7% increase in total funding from 2023/24 to 2024/25, while London will see a 7.2% increase.
172. Members of Schools Forum were informed at the January 2024 meeting of the DSG settlement for 2024/25. Schools Block funding was presented to Schools Forum on 16 January 2024.
173. In 2024/25 Schools Block budgets continue to be set on the basis of a single National Funding Formula. Under this system, the DfE used October 2023 census data and 2023/24 baselines to generate per pupil Units of Funding.
174. The resulting Unit values are then multiplied by October 2023 census data. Added to this are historic allocations for explicit growth, mobility, and premises costs (rates, split sites and PFI) to give a total Schools Block of £312.28m an increase of £2.8m and 0.92% compared to 2023/24.
175. The Central School Services Block (CSSB) was introduced in 2018/19 and includes funding for specific central schools' services operated by the Council. The total allocation for 2024/25 is £2.4m, comprising £2.1m for ongoing duties (a 1.71% reduction compared to 2023/24) and £0.3m for historical commitments (a 20% reduction compared to 2023/24). The overall allocation represents a reduction of 1.63% compared to 2023/24.
176. Further reductions in the Central Schools Services Block are expected in future years, with an ongoing 20% reduction in funding for historical commitments. The Council will need to assess the remaining historical central block funded services to establish to what extent further mitigations against loss of grant can be found. This review should seek to identify areas where alternative funding sources or service reductions are possible to minimise recourse to further general fund monies, while recognising that many of the services currently supported through the grant are statutory services with limited options for reduction.

177. For 2024/25, under the High Needs National Funding Formula (NFF) a basic entitlement of £6.8m (£5,075 x 1,335 places) has been given. The remainder of the allocation is based partly on a historical spend factor as well as other proxy factors the Import/Export adjustment and an adjustment for new and growing free schools. This together with the Basic Entitlement totals £78m which represents an increase of £2.4m and 3.19% compared to 2023/24.
178. For Enfield, the local authority funding rate under the Early Years National Funding Formula (EYNFF) has been set for 3-4 year old funding, 2 year old funding and under 2 year old funding. Local authorities are required to pass 95% of their 3 and 4 year-old funding rate from Government to Early Years Providers.
179. The Early Years allocation for 2024/25 for 3 and 4 year-olds is £24m, with a further £10.7m for 2 year-olds. From 2024/25, a new allocation of £3.6m has been made for children under 2 year-olds. £0.6m has been allocated for Early Years Pupil Premium and the Disability Access fund. This gives a total Early Years Block settlement of £39m, an increase of 49.6% compared to 2023/24. This funding is then distributed to providers using the locally agreed Early Years formula rates and criteria.

### **Preferred Option and Reasons for Preferred Option**

180. To set the Council's Budget Requirement and level of Council Tax for 2024/25 within the timescales set out in legislation. The Council has a statutory duty to approve a balanced budget for 2024/25 along with consideration of the finances over the medium term and the Council's reserves and balances. It is essential that there is a clear understanding of the anticipated income and expenditure flows for the Council, despite the uncertainties, and for savings proposals to ensure full delivery from 1 April 2024 wherever possible to maximise their contribution to addressing the financial pressures in 2024/25 and beyond.

### **Alternative Options Considered**

181. The Council operates a budget planning and consultation process during which a wide range of options are considered in detail before recommendations are made. Issues raised and discussed have greatly contributed to this report including information from the Budget Consultation exercise set out elsewhere in this report. As part of its planning for both 2024/25 and future years the Council has considered future levels of Council Tax.

### **Relevance to the Council Plans and Strategies**

182. The primary purpose of the development of the Budget and Medium Term Financial Plan is to direct resources to deliver the priorities set out in the Council's Plan 2023-26:
- Clean and green places
  - Strong, healthy and safe communities
  - Thriving children and young people
  - More and better homes

- An economy that works for everyone
183. It is not possible for the Council to deliver on its ambitions for local people if these are not in place and the financial strategy is a key pillar on which success is built. As part of this, one of the principles of the Council Plan 2023-26 is financial resilience.
184. The Plan emphasises the need for financial resilience and moving to a position where we are less reliant on central government funding and instead resourced more by funding generated in-borough (e.g., our Council Tax base and National Non Domestic Rates), and through inward investment using levers such as our Local Plan.
185. The Council's Commercial Strategy contributes to deliver a sustainable budget going forward through development of business cases to bring in additional income as well as service redesign. In the 2024/25 budget additional income of circa £6m has been included as part of the contribution towards closing the budget gap. The approach to fees and charges was set out in the Cabinet report in January which included a review of service costs, benchmarking and market review.

### **Financial Implications**

186. The Local Government Act 2003 places a duty on the Chief Finance Officer to report to Council as part of the budget process on the robustness of the estimates and the adequacy of the proposed financial reserves. Statutory guidance in this area is provided by Local Authority Accounting Panel (LAAP) Bulletin 77 (Nov 2008) and is the basis on which the Chief Finance Officer's annual financial risk assessment has been updated in the Council Budget report. A full statement of robustness is provided at Appendix 1a.
187. The 2024/25 budget has been prepared considering the following:
- (i) Specific cost pressures set out in paragraphs 85 to 116
  - (ii) The uncertainty around changes in central government funding over the period of the Medium Term Financial Plan – the recent settlement only covered 2024/25
  - (iii) Provision for legislative change and changes to the Council's statutory responsibilities; and
  - (iv) The estimated impact of underlying cost pressures, as evidenced by financial monitoring reports in the current year.

### **Legal Implications**

188. This report sets out the basis upon which recommendations will be made for the adoption of a lawful budget and setting of the Council Tax. The report also outlines the financial outlook for the Council and its services.
189. The setting of the budget is a matter for the Council, having considered recommendations by the Cabinet. The Council's budget-setting process is set out in the Constitution. Before the final recommendations are made to the Council, an Overview and Scrutiny Committee must have been given an opportunity to scrutinise the proposals and the Cabinet must have taken any comments of the OSC into account when making these proposals.
190. The amount of Council Tax must be sufficient to meet the Council's legal and financial commitments, ensure the proper discharge of its statutory

duties and lead to a balanced budget. Members should be mindful of their fiduciary duty to ratepayers when adopting a budget and setting a Council Tax.

191. The Council is required by section 33 of the Local Government Finance Act 1992 ("the Act") to calculate for each financial year the basic amount of its Council Tax. The basic amount of Council Tax must be calculated from the Council Tax base. This base is created by applying a prescribed formula under the Local Authorities (Calculation of Council Tax Base) Regulations 2012
192. The Council is required to submit its Council Tax base to the GLA between 1 December and 31 January in the financial year preceding the financial year for which the calculation of Council Tax base is made. If the Council does not submit its Council Tax base to the Greater Local Authority ('GLA'), then the GLA is required to determine the calculation for itself, in the manner prescribed in the above Regulations.
193. Members are obliged to consider all relevant considerations and disregard all irrelevant considerations in seeking to ensure that the Council acts lawfully in adopting a budget and setting Council Tax. Members should note that where a service is provided pursuant to a statutory duty, the Council cannot fail to discharge it properly. Where there is discretion as to how to discharge duties, that discretion should be exercised reasonably.
194. The Council is obliged by section 151 of the Local Government Act 1972 to make proper arrangements for the management of its financial affairs. It is consistent with sound financial management and the Council's obligation under section 151 for the Council to adopt and monitor a Medium Term Financial Strategy as this informs the budget process and is viewed as a related function.
195. The Council has carried out appropriate budget consultation. Those representations have been taken into account as part of this process and are reflected in this report.
196. In considering the budget for 2024/25, the Council must have due regard to its ongoing duties under the Equality Act 2010. The Equality Act 2010 requires the council in the exercise of its functions to have due regard to the need to avoid discrimination and other unlawful conduct under the Act, the need to promote equality of opportunity and the need to foster good relations between people who share a protected characteristic and those who do not (the public sector equality duty). The Council should consider how its decisions will contribute towards meeting these duties, against other relevant circumstances such as economic and practical considerations. The relevant departments should undertake detailed impact assessments of major proposals to ensure that any proposals for savings are reasonable and meet Equality Act duties.
197. Finally, Members should have regard to s106 of the Local Government Finance Act 1992 which provides that members who are in arrears on their Council Tax for two or more months may not vote on matters concerning the level of Council Tax or the administration of it.

## **Equalities Impact Implications**

198. Local authorities have a responsibility to meet the Public Sector Duty of the Equality Act 2010. The Act gives people the right not to be treated less favourably because of any of the protected characteristics. It is important to consider the needs of the diverse groups with protected characteristics and other specialist characteristics already agreed by the Council to be considered alongside the protected characteristics when designing and delivering services or budgets so people can get fairer opportunities and equal access to services.
199. The Council aims to serve the whole borough fairly, tackle inequality and protect vulnerable people. The Council will promote equality of access and opportunity for those in our communities from the protected characteristic groups or those disadvantaged through socio-economic conditions.
200. The Council undertakes Equality Impact Assessment (EqIAs) to help make sure we do not discriminate against service users, residents and staff, and that we promote equality where possible.
201. An Equality Impact Assessment will be completed for individual budget/savings proposals. These assessments will evaluate how the proposal will impact on people of all protected characteristics and will identify alternative action or mitigating action where any adverse impact is identified. This will include consultation and engagement with affected people and organisations as appropriate.
202. The 2024/25 Budget consultation identified the potential impacts on the wider community of the Council's proposals to address the budget shortfall. To achieve this, all voluntary and community sector organisations were asked to share their views and the consultation activities were accessible. To ensure communities from across the borough were able to participate, the Council produced an easy read version of a questionnaire for those with learning difficulties, details of the consultation activities were hosted online enabling the text to be translated, listened to and enlarged, and assistance was offered to those who felt they may otherwise have had issues participating.
203. Participants were able to submit their views on the overall approach taken by the Council. Equalities monitoring questions were asked to enable the data to be cross-referenced with the opinions expressed by participants.

## **Workforce Implications**

204. Any proposal that is likely to impact on posts or changes and potential closure of services, will require the Council to conduct a meaningful and timely consultation with trade unions and staff. This will include consideration of alternative proposals put forward as part of the consultation process. The Council's HR policies and procedures for restructures should be followed. Any consideration for staff structural changes should ensure there is a resilient workforce to deliver on-going service requirements. Therefore, consideration of workforce planning should be included in the process.
205. Where redundancies are necessary the appropriate HR policies and procedures should be followed. Redeployment options must be considered.
206. It is important that services engage with HR at the earliest opportunity.

## **Environmental and Climate Change Considerations**

207. There are no specific environment or climate change implications arising from this report at this time, these will be considered alongside savings and income proposals in future.

## **Public Health Implications**

208. The Council's core business is to maintain and enhance the wellbeing of the community. The financial climate is severely challenging its ability to do this. The MTFP outlines how the Council aims to meet its financial demands whilst minimising the effect of these pressures on the community. However, it is difficult to envisage how continuous cuts to the Council's budget will not impact upon its ability to support and maintain community wellbeing.

## **Property Implications**

209. Given the high-level perspective of this report, there are no specific property implications from within its contents. However, as the budget and MTFP is implemented over time, there is the possibility of property implications arising on specific projects and other activities. These will be addressed as necessary as they come forward in future reports.

## **Safeguarding Implications**

210. The report includes service reductions across all services including Adult Social Care and Children's Social Care. Officers have worked through these to ensure there is no impact on the Council's safeguarding duties for vulnerable adults and children in the Borough. There are inherent risks in demand in these services which may be compounded by the pandemic for which the Council holds a revenue contingency and reserves.

---

Report Author:	Neil Goddard Head of Financial Strategy Neil.goddard@enfield.gov.uk 020 8132 1312
Date of report	13th February 2024

## Appendices

No.	Appendix
1a	Statement of Robustness of Budget Estimates
1b	Adequacy of Reserves – Risk Evaluation
2	Medium Term Financial Plan Summary 2023/24 – 2026/27
3	Departmental Budget Build Up 2023/24 to 2024/25
4	Funding Assumptions included in the MTFP 2024/25 – 2028/29
5	Specific Grants 2024/25 to 2028/29
6	Pressures in the MTFP 2024/25 to 2028/29
7	Full Year Effects of Prior Year Savings and Income
8	New Budget Savings and Income Proposals
9	Equality Impact Assessments
10	Earmarked Reserves Overview
11	Estimated Movements in Earmarked Reserves
12	Changes to Fees & Charges from January Cabinet position
13	People Department Fees and Charges
14	Environment & Communities Department Fees and Charges
15	Resources Department Fees and Charges
16	Chief Executive's Department Fees and Charges
17	Housing & Regeneration Fees and Charges
18	Capital Receipts Flexibility Efficiency Statement
19a	Budget Consultation - Summary of Results
19b	Budget Consultation – Minutes of OSC Budget Meeting
20	Budget Risks
21	Revenue Budget – Departmental Control Totals 2024/25
22	Schools Budget 2024/25 – Summary

## Background Papers

The following documents have been relied on in the preparation of this report:

KD5484: Budget Report 2023/24 and Medium Term Financial Plan 2023/24 to 2027/28  
**Council – February 2023**

KD5641: Medium Term Financial Plan (2024/25 to 2028/29) **Cabinet - September 2023**

KD5681: Medium Term Financial Plan (2024/25 to 2028/29) **Cabinet - November 2023**

KD5682: Medium Term Financial Plan (2024/25 to 2028/29) **Cabinet – January 2024**

KD5712: Council Tax and Business Rate Base Setting **Council – January 2024**



## Section 25 Statement

The Local Government Act 2003 places a duty on the Chief Finance Officer (the Council's Section 151 Officer) to report to Council as part of the budget process on the robustness of the estimates and the adequacy of the proposed financial reserves. This appendix focuses on the robustness of estimates and the adequacy of reserves which are central to the Council's risks and uncertainties and need to be considered together.

### Introduction

This budget is set in an uncertain macroeconomic context. The OBR (November 23) expectation is that the economy will grow more slowly over the next five years, inflation is expected to be more persistent, not returning to its 2 per cent target until the first half of 2025 and markets now expect interest rates will need to remain higher for longer.

A commitment to a financially resilient budget has been a Council priority for a number of years. For 2024/25, it has been a significant challenge for the Council to find savings and income to meet the wide gap between borough need and government funding. There is insufficient recognition of council demographic and inflation pressures in the funding allocated to local government both nationally and locally. The LGA has estimated that councils in England face a £4 billion funding gap over the next two years. The outdated funding formula which fails to reflect current needs and continues to be unaddressed with no resolution in the near future.

Enfield council's budget pressures total £48.6m; in addition to this, a further £10m is held as a specific homelessness risk reserve. The government funding received to recognise these pressures totalled £6.6m. The Council has made savings of £228m since 2010/11 with a further £16.6m in 2024/25. In addition to increasing the Council Tax by the maximum and proposing far reaching changes to our largest discretionary spend area of Council Tax Support.

Our financial resilience has been eroded by the impact of the housing crisis resulting in increasing homelessness levels. In line with the London and national picture there is a reduction in private rented accommodation which is both a driver of homelessness and an increased financial pressure due to higher costs of Temporary Accommodation to meet our statutory duties. Between 2022/23 and 2024/25 the cost cumulatively is £50m more than the original budget. The rapid pace of the change has meant that costs have increased by £10m from last year to this. Apart from the systemic underfunding, Local Government budgets do not have the flexibility to respond to this scale of deviation in such a short period. The pressures have resulted in the erosion of reserves by c£26m with a further £10m earmarked in 2024/25. The purpose of our reserves is to smooth the impact of cost pressures and manage risk, however, the magnitude (for 2023/24 the cost pressures equate to 20% of the Council's total net budget excluding social care), complexity and persistence of this cost pressure has meant that our reserves are now low relative to our size and risks.

The Council has revised its capital strategy, large regeneration scheme (Meridian Water) and Montagu Joint Venture in response to the changed economic climate to minimise the need for new borrowing at higher interest rates. In addition to pausing all but contracted expenditure for Energetik pending a revised business case.

The Council is awaiting the conclusion of BDO external audit for 2019/20, 2020/21, 2021/22 and 2022/23. This progress is being closely monitored by the General Purposes Committee and remains a risk. In response to the national audit backlog crisis the government is expected to propose a compulsory deadline of 30 September for all outstanding local authority audited accounts to be audited.

### **Robustness of estimates**

The legislation specifically requires an assessment of the robustness of the estimates and risks included within this budget. These estimates include: the 2024/25 cost pressures of £48.6m, the most significant being inflation; and proposed savings and income totalling £16.6m as well as proposed changes to discretionary elements of the Council Tax Support scheme of £7.3m.

The robustness of the savings and estimates have been tested as part of the budget cycle including via Executive Management Board, Scrutiny and Cabinet and Cabinet Member briefings. However, the key areas of risk are set out below:

- Demographic pressures assessment has been undertaken resulting in total of £11.4m for children's and adults. However, there are ongoing cost pressures across all Council directorates – the estimated cost pressures included in this budget are dependent on costs being able to be contained in adults, children's and property. It is estimated that sufficient contingency and reserves is available to support this risk.
- Temporary Accommodation budget pressure are persisting, decisions having been made to address these. It is recognised that the £7.7m growth in the budget is not likely to be sufficient to fully manage this risk, taking account of the 2023/24 forecast and therefore, a £10m risk reserve has been set aside for this purpose.
- Inflationary pressures – service by service estimates have been undertaken, however, the implementation of the national living wage for ASC as part of supplier negotiations within budget is a particular area of risk.
- The Council Tax collection rates have been reduced to reflect the potential impact on collection rates resulting from proposed changes to the Council Tax Support scheme. However, there is a risk that Council Tax collection rates estimate could be optimistic; and therefore, a risk reserve of £2.1m has been set aside to mitigate this risk.
- Pay award risk – a pay award of 3.5% overall is included in the budget, each 1% is £1.9m (0.6% of net budget). Pay award above this level will need to be met through in year cost savings.
- Capital receipts to support the capital programme and reduce borrowing need will be monitored closely, including the potential to utilise these to support wider council financial resilience.

- Proposals to increase income to support the budget gap, inherently hold more risk than cost savings; the income generation proposals of £5.9m will need close monitoring to drive deliverability throughout 2024/25 – the largest area is Adult Social Care.
- There is a national backlog in outstanding external audits. Enfield's Statement of Accounts external audits for the previous three years have not been completed and remain a risk. Significant improvements to the Council team resources and processes have been undertaken to minimise risks of identification of issues that may result in cost pressures.

During 2024/25 robust financial management action will be a clear focus of all departments to reduce these risks. A work programme is in development to be implemented early March to increase monitoring of key areas of risk and actions needed to address these.

### **Adequacy of reserves**

The level of reserves are low for an authority of Enfield's size and the inherent risk that is currently held. Table 13 of the main report provides a five year forecast of reserve levels. This shows that the opening balance is forecast at £19.95m of risk reserves for 2024/25, with a closing balance (after utilising the Temporary Accommodation risk reserve) of £7.34m. This excludes the £14.35m, Section 151 general balances.

I have undertaken an assessment of the 2024/25 financial risks by reviewing our 2023/24 forecast to the 2024/25 budget and I have concluded that there is sufficient risk reserves and contingency (budgeted at £3m) to manage these particular risks and retain the Section 151 general fund balance of £14.350m (5% of the 2023/24 net budget). Subject to availability of funds as the year progresses, I will seek to maintain the general fund balances at 5% of our net 2024/25 budget, which will require this to increase to £15.8m.

The table below brings together the risk quantification, the current level of General Fund balances and the value of specific reserves as yet not committed, and which could be available to temporarily meet unplanned costs. The summary indicates that the Council has sufficient funds available to meet one-off expenditure in the short term based on the likely cost if the risks materialised. In the longer term the availability of reserves depends on these risks materialising. The Council will need to monitor this position and look to increase reserves or reduce risks if possible.

<b>MTFP Risk summary (Excluding Schools &amp; HRA)</b>	<b>Likely £m</b>
Risk Evaluation 2024/25 (Appendix 1(b), column 5)	33.178
Estimated General Fund Balance at 31 March 2024	(14.350)
Forecast Reserves uncommitted (Appendix 11)	(51.653)
2023/24 latest forecast outturn	29.993
<b>MTFP Resources to risks at 31 March 2024</b>	<b>(2.832)</b>
Future risks if not addressed in 2024/25 MTFP (Appendix 1(b), columns 6-9)	64.089
<b>MTFP Resources Shortfall/ (Surplus) to risks in longer term</b>	<b>61.257</b>

Should further financial risks arise that are unable to be contained by management action, there would be insufficient risk reserves to cover this. It is my view, as Chief Finance Officer that the Section 151 balance must be preserved; this is a safety limit that should not be breached. Further, the budget gap for 2025/26 is significant at £30m and there will be no reserves to cover any shortfall or further risks in future years.

Therefore, in order to protect these reserves, there are a number of actions required to keep in budget, reduce costs and deliver our saving programmes.

The Government has recognised that “local authorities face cost pressures that are not a consequence of local failure”, and recently issued a consultation to provide freedoms to use capital resources to allow local management of budget pressures and facilitate investment that reduces future costs and supports continued sustainability over the long-term. Enfield will need to take advantage of this flexibility in order to preserve reserves over the coming year. The Section 25 statement is prepared with a requirement that this will be necessary to specifically manage Temporary Accommodation pressures, invest to save opportunities to drive savings and preserve reserves. Proposals to generate capital receipts will be considered at March Cabinet as part of the Council's Strategic Asset Management Plan.

The updated 30 year HRA Business Plan shows a stable position however the Council needs to keep a close eye on pressures in regard to repairs and maintenance and to meet increasing standards and costs of two regulators and the Ombudsman. The development of new housing units within the HRA including the purchase of any units will need to be cost neutral in terms of revenue income covering the costs of managing and maintaining the new units and servicing debt.

The Government's statutory override means that any DSG deficits are not included in the Council's main revenue budgets. However, if this override position is revised,

our financial position would be at risk (the DSG deficit is £18m), many other councils nationally are in a similar position.

### **Conclusion**

In conclusion, I have assessed that the reserves are adequate but due to the level of risk held, the overall financial position is significantly weakened, in particular the reduced reserve levels. Therefore, the following areas are critical for the ongoing financial resilience:

- Containing the costs associated with meeting our statutory homelessness duty and in particular the costs of Temporary Accommodation
- To ensure a robust budget accountability regime in 2024/25 by keeping on budget and ensuring the delivery of savings and income proposals and instigating a tighter cost control regime
- To initiate the 2025/26 budget process early and identify need for capacity and resources to deliver this
- Ensure that capital receipts required to support the budget are maximised in value and delivered on time
- The impact of the Council Tax Support Scheme proposals are monitored closely
- Dedicated Schools Grant recovery plan for high needs to be monitored and delivered
- Monitoring of key risk areas is even more critical given there are limited reserves to meet any additional financial risks and management action to address these will need to be at pace
- Evaluation of the proposed Government flexibilities to utilise capital receipts to support Councils and how this may support Enfield's financial resilience

Fay Hammond  
Executive Director of Resources (Section 151 Officer)  
February 2024

**ADEQUACY OF RESERVES: RISK EVALUATION 2024/25**

Probability	Grade	Range	% Used
High	A	>80%	100.0%
Probable	B	60%-80%	75.0%
Possible	C	30%-60%	40.0%
Low	D	<30%	15.0%

Event 1	Risk Period 2	Risk Cost 3 £'000	Risk Level 4	Risk Assessed Impact Profiled					Total Assessed Risk 10 £'000
				2024/25 5 £'000	2025/26 6 £'000	2026/27 7 £'000	2027/28 8 £'000	2028/29 9 £'000	
<b>General Fund: Revenue</b>									
Non collection of Council Tax; prudent assumptions reduce this risk; 1% non- collection is £1.2m	pa	6,000	C	480	480	480	480	480	2,400
Non collection of Council Tax due to changes in Council Tax Support Scheme; prudent assumptions reduce this risk; 50% collection rate equates to £2.1m	pa	10,500	C	840	840	840	840	840	4,200
Business rates underestimate of appeals; prudent assumptions reduce this risk	One-off	4,000	C	400	300	300	300	300	1,600
Loss of Household Support Funding	One-off	1,400	A	1,400	0	0	0	0	1,400
Inflation. Provision in MTFP already for service inflation, however, uncertain environment increases this risk. 1% general inflation across MTFP (£600k p.a.)	Two year period assumed	3,000	C	240	240	240	240	240	1,200
Pay Award - 3.5% provided in the 2024/25 budget and 2% thereafter. 1% above is £1.9m.	pa	9,700	C	776	776	776	776	776	3,880
Temporary Accommodation Costs exceed budget provision	pa	19,600	B	7,200	3,000	1,500	1,500	1,500	14,700
Demographics	Total	15,200	B	3,900	1,875	1,875	1,875	1,875	11,400
Contain/mitigate ongoing service pressures	One-off	3,000	B	2,250	0	0	0	0	2,250
Reduction in Income / Non-Payment	One-off	4,000	C	1,600	0	0	0	0	1,600
Interest Rates increases	Total	6,910	C	312	544	636	668	604	2,764
Non-Achievement of Service Savings & Income proposals	Total	63,432	C	6,080	8,385	5,154	4,479	1,275	25,373
Any potential issues identify resulting from backlog in external audit of Statement of Accounts	One-off	5,000	C	2,000	0	0	0	0	2,000
VAT Exemption Limit	One-off	4,000	D	600	0	0	0	0	600
Litigation costs	One-off	2,000	D	300	0	0	0	0	300
Major Regeneration and Development Schemes	Total	54,000	C	4,800	4,800	4,000	4,000	4,000	21,600
<b>General Fund Total</b>		<b>211,742</b>		<b>33,178</b>	<b>21,240</b>	<b>15,801</b>	<b>15,158</b>	<b>11,890</b>	<b>97,267</b>

## Appendix 2 - Medium Term Financial Plan Summary 2023/24 – 2026/27

	2023/24 £'000	2024/25 £'000	2025/26 £'000	2026/27 £'000
<b>Net Service Costs</b>	302,619	335,205	369,738	393,761
Growth - Previously approved by Full Council	9,465	13,550	12,449	11,980
Growth - New	28,702	18,244	2,789	1,851
Inflation - Previously approved by Full Council	6,807	9,674	8,513	8,590
Inflation - New	3,368	7,550	(843)	(673)
Funding Changes	0	761	0	0
Savings - Previously approved by Full Council	(2,683)	(1,544)	420	0
Savings - Unachievable and Reprofiled	1,145	2,866	(642)	0
Savings - New	(14,218)	(16,568)	1,337	236
<b>Total Funding Requirement</b>	<b>335,205</b>	<b>369,738</b>	<b>393,761</b>	<b>415,745</b>
<b>Core Grants:</b>				
- Revenue Support Grant	(20,758)	(22,133)	(22,797)	(23,162)
- New Homes Bonus	(723)	(55)	0	0
- Services Grant	(3,000)	(518)	(518)	(518)
- Improved Better Care Fund	(11,726)	(11,726)	(11,726)	(11,726)
- Social Care Grant	(21,106)	(27,758)	(27,758)	(27,758)
- Housing Benefit Admin Grant	(1,402)	(1,402)	(1,302)	(1,202)
- ASC Discharge Fund	(1,644)	(2,740)	0	0
- ASC Market Sustainability & Improvement Fund	(3,041)	(4,572)	(4,572)	(4,572)
- ASC MSIF Workforce Grant	0	(1,109)	(1,109)	(1,109)
- Public Health Grant	(18,611)	(19,029)	(19,029)	(19,029)
- Homelessness Prevention Grant	(9,071)	(9,136)	(9,136)	(9,136)
- Homelessness Prevention Grant top-up	(2,198)	0	0	0
- Rough Sleeping Initiative	(1,972)	(2,896)	(2,896)	(2,896)
<b>Core Grants</b>	<b>(95,252)</b>	<b>(103,074)</b>	<b>(100,843)</b>	<b>(101,108)</b>
<b>Business Rates</b>	<b>(90,809)</b>	<b>(101,533)</b>	<b>(98,533)</b>	<b>(98,533)</b>
<b>Council Tax:</b>				
- Council Tax - in year income	(146,963)	(164,118)	(164,118)	(164,118)
- Council Tax - Collection Fund deficit/(surplus)	(2,181)	(1,013)	0	0
<b>Council Tax</b>	<b>(149,144)</b>	<b>(165,131)</b>	<b>(164,118)</b>	<b>(164,118)</b>
<b>Total Funding</b>	<b>(335,205)</b>	<b>(369,738)</b>	<b>(363,494)</b>	<b>(363,759)</b>
<b>Budget Gap (Incremental)</b>	<b>0</b>	<b>0</b>	<b>30,267</b>	<b>21,719</b>
<b>Budget Gap (Cumulative)</b>	<b>0</b>	<b>0</b>	<b>30,267</b>	<b>51,986</b>





#### Appendix 4 – Funding Assumptions included in the MTFP 2024/25 to 2028/29

Department	Category	Description	2024/25 £'000	2025/26 £'000	2026/27 £'000	2027/28 £'000	2028/29 £'000	Total £'000
Corporate	Government Grant	New Homes Bonus Grant	668	55				723
Corporate	Government Grant	Housing Benefit Admin Grant	0	100	100	100	100	400
Corporate	Government Grant	Services Grant	2,482					2,482
Corporate	Government Grant	Social Care Grant	(6,652)					(6,652)
People - ASC	Government Grant	ASC Market Sustainability & Improvement Fund	(1,531)					(1,531)
People - ASC	Government Grant	ASC Discharge Fund	(1,096)	2,740				1,644
People - ASC	Government Grant	ASC MSIF - Workforce Fund	861					861
	<b>Government Grant</b>	<b>Sub-total</b>	<b>(5,268)</b>	<b>2,895</b>	<b>100</b>	<b>100</b>	<b>100</b>	<b>(2,073)</b>
Corporate	Collection Fund	CF Surplus on Council Tax 23/24 -reversed out	2,181					2,181
Corporate	Collection Fund	CF Surplus to be taken in 24/25 budget (one-off)	(1,013)	1,013				0
	<b>Collection Fund</b>	<b>Sub-total</b>	<b>1,168</b>	<b>1,013</b>	<b>0</b>	<b>0</b>	<b>0</b>	<b>2,181</b>
Corporate	Business Rates	Revenue Support Grant element of SFA	(1,375)	(664)	(365)			(2,404)
Corporate	Business Rates	NNDR Pooling Upside 23/24 reversed out	1,481					1,481
Corporate	Business Rates	NNDR Pooling Upside 24/25 (estimated)	(3,000)	3,000				0
Corporate	Business Rates	Increase in Retained Business Rates element of SFA (based on LG Futures analysis)	(5,217)					(5,217)
Corporate	Business Rates	Top Up element of SFA reduced in PLGFS numbers	(1,577)					(1,577)
Corporate	Business Rates	Increase in s31 Grant element of SFA	(2,411)					(2,411)
	<b>Business Rates</b>	<b>Sub-total</b>	<b>(12,099)</b>	<b>2,336</b>	<b>(365)</b>	<b>0</b>	<b>0</b>	<b>(10,128)</b>
Corporate	Council Tax	Council Tax Base changes	(1,283)					(1,283)
Corporate	Council Tax	Changes in Council Tax Collection Rate - increase by 1% from 95.75% to 96.75% over MTFP period	(1,210)					(1,210)
Corporate	Council Tax	Council Tax Increases (4.99% increase in 2024/25)	(7,335)					(7,335)
Corporate	Council Tax	Net income proposed CT Support scheme changes	(7,327)					(7,327)
	<b>Council Tax</b>	<b>Sub-total</b>	<b>(17,155)</b>	<b>0</b>	<b>0</b>	<b>0</b>	<b>0</b>	<b>(17,155)</b>
	<b>Grand Total</b>		<b>(33,354)</b>	<b>6,244</b>	<b>(265)</b>	<b>100</b>	<b>100</b>	<b>(27,175)</b>

## Specific Grants

## Appendix 5

Description and Comment	2024/25 £000	2025/26 £000	2026/27 £000	2027/28 £000	2028/29 £000
<b>Non Ring-Fenced Specific Grants</b>					
<p><b>New Homes Bonus Grant (NHB)</b> The New Homes Bonus (NHB) will continue in 2024/25 with a new round which will attract no legacy payments. Enfield's allocation of NHB has reduced from £0.723m in 2023/24 to £0.055m a reduction of £0.668m. As has been the case for a number of years now, the future of NHB is uncertain so no NHB allocations are forecast in the MTFP beyond 2024/25.</p>	55	-	-	-	-
<p><b>Housing Benefit Administration Grant</b> Notice of the 2024/25 grant allocation is still awaited so 2024/25 projections are currently as per 2023/24. A gradual reduction of £0.100m each year is then built in over the MTFP period.</p>	1,402	1,302	1,202	1,102	1,002
<p><b>Social Care Grant</b> This grant is to support provision of social care services. Enfield have allocated this funding to support Adults and Children's Social Care. The Provisional Settlement largely confirmed the adult social care funding package previously announced at the Autumn Statement which provided growth of around £3.9m for 2024/25. A further increase to the Social Care Grant was announced on 24th January and confirmed in the final settlement, with Enfield receiving a further £2.7m bringing the total increase for 2024/25 to £6.7m. Some of the growth in Social Care Grant has come at the expense of the reduction to the Services Grant. No further changes are currently factored into the MTFP period although wider reform to Social Care funding is expected in the coming years which may have an impact on these assumptions.</p>	27,758	27,758	27,758	27,758	27,758
<p><b>Services Grant</b> The provisional settlement had a reduction of nearly 85% to the Services Grant with Enfield's allocation falling by £2.528m, from £3.000m to £0.472m. The final local government finance settlement was slightly better with a confirmed final figure of £0.518m. The reduction to the Services Grant in 2024/25 is partly due to resources being transferred to the Social Care grant but also due to this grant being used as a balancing figure in government grant allocations to ensure that each local authority receives at least a 3% increase in core spending power as per the funding guarantee. The transfer to Social Care grant was circa £0.5m meaning that the balance of circa £2m was a direct loss of funding. The grant in its current format is not expected to continue long term but it is reasonable to assume that some alternative funding of a similar level will be provided in future years, though this is yet to be confirmed.</p>	518	518	518	518	518
<b>Total Non Ring-Fenced Specific Grants</b>	<b>29,733</b>	<b>29,578</b>	<b>29,478</b>	<b>29,378</b>	<b>29,278</b>
<b>Ring-Fenced Specific Grants</b>					
<p><b>Public Health Grant</b> The grant is ring-fenced for promoting public health within the borough and cannot be used to support general Council expenditure. The associated grant conditions are specific to public health outcomes, with the requirement to submit both quarterly &amp; annual expenditure returns, to DLUHC &amp; Public Health England. The ring-fenced Public Health grant is designed to cover all expenditure incurred in delivering the Public Health function.</p> <p>The 2023/24 Public Health Grant allocation is £18.611m. Final allocations for 2024/25 were published on 5th February, with Enfield to receive £19.029m. Whilst this is an increase of £0.418m the impact to the overall budget is net nil since Public Health is a ring-fenced grant.</p>	19,029	19,029	19,029	19,029	19,029

## Specific Grants

## Appendix 5

Description and Comment	2024/25 £000	2025/26 £000	2026/27 £000	2027/28 £000	2028/29 £000
<p><b>Homelessness Prevention Grant</b></p> <p>The Homelessness Prevention Grant (HPG) was created in 2021/22, combining the previous Flexible Homelessness Support Grant (FHSG) and Homelessness Reduction Grant (HRG). This funding is aimed at giving local authorities more control and flexibility in managing homelessness pressures and supporting those who are at risk of homelessness. HPG allocations were announced on 23 December 2022. Allocations were announced for the next two years to assist local authorities in planning services. Enfield's allocation was £9.072m for 2023/24 and will be £9.136m for 2024/25.</p>	9,136	-	-	-	-
<p><b>Rough Sleeping Initiative Funding</b></p> <p>A three year award for this grant was announced in 2022/23 to provide more certainty to local authorities and aid service planning. Enfield's grant funding for Rough Sleeping Initiatives totals £2.896m over 3 years (£1.003m in 2022/23, £0.969m in 2023/24 &amp; £0.924m in 2024/25).</p>	924	-	-	-	-
<p><b>Supporting Families Grant</b></p> <p>This was previously known as Troubled Families Grant. Enfield's allocation for 2023/24 was £1.941m, indicative allocation for 2024/25 is £2.112m so a potential increase of £0.171m</p>	2,112	-	-	-	-
<p><b>The (Improved) Better Care Fund</b></p> <p>This grant represents the original improved Better Care Fund and the additional funding announced in the Spring 2017 Budget. The conditions of the additional improved BCF include meeting social care needs, reducing pressures on the NHS, including supporting more people to be discharged from hospital when they are ready; and ensuring that the local social care provider market is supported. The budgets of the improved BCF must be agreed with the CCG and signed off by the Health and Wellbeing board. Adult Social Care is to be the subject of a green paper, but this has been delayed several times. The Provisional Local Government Finance Settlement in December 2023 confirmed Enfield's allocation for 2024/25 at £11.726m, this figure is currently assumed flat throughout the MTFP period.</p>	11,726	11,726	11,726	11,726	11,726
<b>Total Ring-Fenced Specific Grants</b>	<b>42,927</b>	<b>30,755</b>	<b>30,755</b>	<b>30,755</b>	<b>30,755</b>
<b>Total Specific Grants</b>	<b>72,660</b>	<b>60,333</b>	<b>60,233</b>	<b>60,133</b>	<b>60,033</b>



Department	Category	Description	2024/25 £'000	2025/26 £'000	2026/27 £'000	2027/28 £'000	2028/29 £'000	Total £'000
CEX	Demography	To address overspends due to safeguarding caseload volumes and associated court costs	200					200
Corporate	Demography	Additional £2.7m of Social Care Grant announced in the final local government finance settlement for 2024/25 (hold in Risk Reserve)	2,706					2,706
	<b>Demography</b>	<b>Sub-total</b>	<b>11,407</b>	<b>7,530</b>	<b>7,530</b>	<b>5,030</b>	<b>5,030</b>	<b>36,527</b>
Corporate	Capital Financing	MRP, Interest and Treasury Management charges	2,476	4,000	4,000	3,760	(2,390)	11,846
	<b>Capital Financing</b>	<b>Sub-total</b>	<b>2,476</b>	<b>4,000</b>	<b>4,000</b>	<b>3,760</b>	<b>(2,390)</b>	<b>11,846</b>
Resources	Investment	Repairs and Maintenance budget shortfall (non-capital planned works)	150	150	150	150	150	750
Corporate	Investment	Investment in Complaints and Access to Information Team to manage Subject Access Requests	142					142
Resources	Investment	Director of Property and PA	199					199
Resources	Investment	Council Tax Discretionary hardship scheme	1,000					1,000
Resources	Investment	Costs associated with implementing Council Tax Support Scheme proposals: Staffing, Administration, Provision for non-payment	500					500
	<b>Investment</b>	<b>Sub-total</b>	<b>1,991</b>	<b>150</b>	<b>150</b>	<b>150</b>	<b>150</b>	<b>2,591</b>
Corporate	Levies	North London Waste Authority (NLWA) increase to establish base budget to forecast levels	2,303	674	200	4,730	(840)	7,067
Corporate	Levies	Use of Reserves to meet required NLWA budget	(242)	1,353	(912)	(2,599)	2,170	(230)
Corporate	Levies	Concessionary Fares – increased cost as journey volumes return towards pre-pandemic levels	1,779	1,681	1,905			5,365
	<b>Levies</b>	<b>Sub-total</b>	<b>3,840</b>	<b>3,708</b>	<b>1,193</b>	<b>2,131</b>	<b>1,330</b>	<b>12,202</b>
Resources	Pressures	Morson Road Depot Rent Review	89					89
CEX	Pressures	Elections Funding to address true cost of conducting the Borough elections every 4 years	63					63
Resources	Pressures	10 posts created due to capacity challenges and rising Civica on Demand costs.		(1,000)				(1,000)
Corporate	Pressures	Technical adjustment to reflect a stricter approach with costs attributed to capital	2,420					2,420

Department	Category	Description	2024/25 £'000	2025/26 £'000	2026/27 £'000	2027/28 £'000	2028/29 £'000	Total £'000
Resources	Pressures	Welfare Benefit Support		850	958			1,808
Environment & Communities	Pressures	Leisure Provider	350					350
Housing & Regeneration	Pressures	Growth built into Temporary Accommodation Budget to address pressures	7,700					7,700
Environment & Communities	Pressures	Mortuary and funeral costs have increased since pandemic	100					100
Corporate	Pressures	Joint North London service hosted by London Borough of Haringey costs are increasing	34					34
People C&F	Pressures	Increased cost of Regional Adoption Agency	50					50
Resources	Pressures	Civic Centre vacant floor	350					350
CEX	Pressures	Inflationary/borough population impact	100					100
Corporate	Pressures	Expected increase in Audit Fees for 2024/25	200					200
	<b>Other Pressures</b>	<b>Sub-total</b>	<b>11,662</b>	<b>(150)</b>	<b>958</b>	<b>0</b>	<b>0</b>	<b>12,470</b>
	<b>Grand Total</b>		<b>48,600</b>	<b>22,908</b>	<b>21,748</b>	<b>20,304</b>	<b>12,565</b>	<b>126,125</b>

## Appendix 7 – Departmental Savings and Income proposals 2024/25 to 2028/29 Full Year Effects of Savings agreed previously

Positive numbers are increases to the budget reflecting savings made in previous years which were one-offs

Department	Saving Category	Saving Description	2024/25 £'000	2025/26 £'000	2026/27 £'000	2027/28 £'000	2028/29 £'000	Total £'000
CEX	Income	Meridian Water Meanwhile use income	(81)					(81)
CEX	Income	Meridian Water Non-Residential Rental Income	(97)	(97)				(194)
CEX	Efficiencies / Service Reduction	Workforce & Performance Analyst & Pay Reward & Benefits Advisor posts	102					102
CEX	Efficiencies / Service Reduction	Employee relations post (0.8 FTE)	30					30
CEX	Efficiencies / Service Reduction	Organisational Development restructure	(12)					(12)
Corporate	Income	Court cost income. Look at increasing the court charges from £102.50 to the London average	(100)					(100)
Corporate	Efficiencies / Service Reduction	Voluntary & Community Sector one off saving in 2023/24	300					300
People - ASC	Efficiencies / Service Reduction	Reardon Court – Extra Care	(132)	(245)				(377)
People - ASC	Income	Increased income through fees and charges for chargeable Adult Social Care Services	(100)					(100)
People - ASC	Efficiencies / Service Reduction	Pause Social Worker apprenticeship recruitment in ASC and C&F	300					100
People - C&F	Efficiencies / Service Reduction	Use of NCIL to substitute Youth Services funding for 1 year	180					180
People - Education	Efficiencies / Service Reduction	Part funding of an existing post from the Holiday & Food Grant	10					10
Environment & Communities	Income	Inflation uplift on external clients and receipts income	(180)					(180)
Environment & Communities	Income	Southgate Cemetery - Mausoleum and Vaulted graves sales	10					10
Environment & Communities	Income	New Burial Ground	(940)			940		0
Environment & Communities	Income	Traffic Control Measures	500	500				1,000

Department	Saving Category	Saving Description	2024/25 £'000	2025/26 £'000	2026/27 £'000	2027/28 £'000	2028/29 £'000	Total £'000
Environment & Communities	Efficiencies / Service Reduction	Place Service Reviews	250					250
Environment & Communities	Efficiencies / Service Reduction	Waste Enforcement Contract Optimisation	135					135
Environment & Communities	Efficiencies / Service Reduction	Consolidation of Anti-Social Behaviour unit	(39)					(39)
Housing & Regeneration	Efficiencies / Service Reduction	Housing Enabling Posts - Utilise Grant Funding	100					100
Resources	Efficiencies / Service Reduction	Business Rate Charges, Reduce costs on empty properties	100					100
Resources	Efficiencies / Service Reduction	Single view of the customer debt	(50)					(50)
Resources	Efficiencies / Service Reduction	Customer Operations	(50)	(50)				(100)
Resources	Efficiencies / Service Reduction	Morson Road Service Charge	25					25
Resources	Efficiencies / Service Reduction	Staffing Review (Property)	36					36
Resources	Efficiencies / Service Reduction	Internal enforcement (Business Case March 2021, go live April 22)	200	(200)				0
Resources	Efficiencies / Service Reduction	Civica contract saving	150	(150)				0
Resources	Efficiencies / Service Reduction	Procurement saving resulting from replacing our digital customer platform	675					675
Resources	Income	Relet Marsh House meanwhile use (temp saving 2-3 years)		20				20
		<b>Total FYE Savings &amp; Income Proposals</b>	<b>1,322</b>	<b>(222)</b>	<b>0</b>	<b>940</b>	<b>0</b>	<b>2,040</b>



## Appendix 8 – Departmental Savings and Income proposals 2024/25 to 2028/29

Department	Saving Category	Saving Description	2024/25 £'000	2025/26 £'000	2026/27 £'000	Total £'000
CEX	Service Redesign	Chief Executive department Service Redesign	(819)			(819)
CEX	Contract Management	Reduce Number of non-critical audits from PWC contract	(96)			(96)
CEX	Efficiency	Reduced operational costs of Audit Team	(14)			(14)
CEX	Efficiency	Other operational HR & OD Savings	(46)			(46)
CEX	Income	Schools' HR Income Generation	(40)			(40)
CEX	Efficiency	Potential substitution of Meridian Water Community Infrastructure Levy community chest	(500)	358	142	0
CEX	Service Redesign	Audit Service redesign	(70)			(70)
CEX	Service Redesign	Pause the National Graduate Apprenticeship scheme	(94)		94	0
People	Service Redesign	People Department Service Redesign	(465)	(18)		(483)
People - ASC	Contract Management	Management of care purchasing costs	(900)			(900)
People - ASC	Change in Service Delivery	Adult Social Care Demand Management	(662)			(662)
People - ASC	Efficiency	Review of Council run services	(500)			(500)
People - ASC	Income	Maximisation of income generation - Fees & Charges & NHS	(1,100)			(1,100)
People - ASC	Contract Management	Review of Transition arrangements	(250)			(250)
People – ASC	Contract Management	Reduced contract spend with the Voluntary & Community Sector	(250)			(250)
People – ASC	Demand Management	Further Demand Management of Adult Social Care - care purchasing	(300)			(300)
People – ASC	Income	Additional income from fees and charges	(1,700)			(1,700)
People - PH	Efficiency	Public Health grant substitution	(300)	300		0
People - PH	Efficiency	Sexual Health Service	(200)			(200)
People – C&F	Service Redesign	Deferral of Social Work Apprenticeship Scheme	(128)	128		0
People – C&F	Change in Service Delivery	Review of Youth Service provision	(29)			(29)
People – C&F	Change in Service Delivery	Short Breaks (to be funded from the Holiday Activities and Food Programme funding)	(15)			(15)
People – C&F	Service Redesign	Reprofiling the delivery of support to the Youth Parliament	(50)			(50)

<b>Department</b>	<b>Saving Category</b>	<b>Saving Description</b>	<b>2024/25 £'000</b>	<b>2025/26 £'000</b>	<b>2026/27 £'000</b>	<b>Total £'000</b>
People – Education/C&F	Change in Service Delivery	Further review of Youth Service Provision	(115)			(115)
People – C&F	Efficiency	NCIL funding of Youth Service	(180)	180		0
People - Education	Efficiency	Transport Cost - Substitution to Dedicated Schools Grant (DSG) High Needs Block	(81)			(81)
People - Education	Efficiency	Early Years - Substitution to DSG Early Years block	(63)			(63)
People - Education	Efficiency	Reduced Running Costs - Admissions, Education Welfare Service and Education Psychology Service	(54)			(54)
People - Education	Contract Management	Review of youth mentoring services (Nexus)	(180)			(180)
People - NCIL	Efficiency	External funding for the Summer University	(100)			(100)
Resources	Service Redesign	Resources Department Service Redesign	(442)			(442)
Resources	Income	Payroll income generation	(50)			(50)
Resources	Income	Pensions recharge	(100)			(100)
Resources	Efficiency	Further review of cleaning at the Civic Centre	(20)			(20)
Resources	Income	Income & Debt/Financial Assessments GLA/HSG funding of teams/manage CTS in existing resources	(500)			(500)
Resources	Contract Management	Digital Services reduction in annual contractual commitments	(300)			(300)
Environment & Communities	Service Redesign	Environment & Communities Department Service Redesign	(1,962)	289		(1,673)
Environment & Communities	Efficiency	Library – Operational Efficiencies	(58)			(58)
Environment & Communities	Efficiency	Reduction in resources within Complaints Team	(20)			(20)
Environment & Communities	Efficiency	Recentralising Member Enquiries (MEQ) resources into Complaints service	(17)			(17)
Environment & Communities	Efficiency	Ceasing printed newsletter bi-annual communications	(25)			(25)
Environment & Communities	Efficiency	Review approach to grass cutting – Cemeteries	(35)			(35)

Department	Saving Category	Saving Description	2024/25 £'000	2025/26 £'000	2026/27 £'000	Total £'000
Environment & Communities	Change in Service Delivery	Removal of seasonal bedding and replacement with sustainable planting	(20)			(20)
Environment & Communities	Change in Service Delivery	Memorial Testing – review of service offer	(50)			(50)
Environment & Communities	Income	Introduce further memorial options via cemeteries teams	(10)			(10)
Environment & Communities	Change in Service Delivery	Seek alternative external funding for the friends grant support	(16)			(16)
Environment & Communities	Change in Service Delivery	Streamlining of Parks resources	(97)			(97)
Environment & Communities	Efficiency	Reduction in Artists hospitality budget	(26)			(26)
Environment & Communities	Efficiency	Implementation of new purchasing arrangements for the Museum Shop stock	(26)			(26)
Environment & Communities	Income	Increased commercial events & hires	(27)			(27)
Environment & Communities	Income	Expanding the number of opportunities delivered through the commercial programme	(32)			(32)
Environment & Communities	Income	Additional income school swimming programme	(14)			(14)
Environment & Communities	Efficiency	Music Service savings from move to LBE building, cutting non-essential delivery/back-office costs and divesting in stock to reduce storage costs	(75)			(75)
Environment & Communities	Income	Further income from Soil Project	(60)	60		0
Environment & Communities	Income	Electric Vehicles Charging Pilot Highway License income	(30)			(30)
Environment & Communities	Income	Traffic control measures & Parking contract efficiencies	(1,000)			(1,000)
Environment & Communities	Income	Commercial Waste - Increase Customer Base Income	(50)			(50)
Environment & Communities	Efficiency	Operational cost reductions and efficiency improvements with two new specialist collection vehicles	(120)			(120)
Environment & Communities	Income	Introduction of a Fleet workshop nightshift to increase customer base income	(75)			(75)

<b>Department</b>	<b>Saving Category</b>	<b>Saving Description</b>	<b>2024/25 £'000</b>	<b>2025/26 £'000</b>	<b>2026/27 £'000</b>	<b>Total £'000</b>
Environment & Communities	Income	Replacement Bins - Revert back to charging for replacement bins	(264)			(264)
Environment & Communities	Income	Green Waste – increase subscription charge for 2024/25	(200)			(200)
Environment & Communities	Efficiency	Seek alternative funding for the provision of Christmas Lights or reduce/cease	(140)			(140)
Environment & Communities	Change in Service Delivery	Review of Bulky waste service delivery	(172)			(172)
Environment & Communities	Change in Service Delivery	Review of opening hours at Barrowell Green	(200)			(200)
Environment & Communities	Income	Garden Waste Income (in addition to proposal already put forward)	(150)			(150)
Environment & Communities	Income	Commercial Waste - Duty of Care Annual Charge	(50)			(50)
Environment & Communities	Income	Commercial Waste – 1100L Bin Refurbishment Service	(30)			(30)
Environment & Communities	Income	Increase income from growing Pest Control customer base	(30)			(30)
Environment & Communities	Income	Increase charges for cycle hangers	(22)			(22)
Environment & Communities	Efficiency	Saving of TfL traffic signal maintenance (one off)	(40)	40		0
Environment & Communities	Income	Temporary Traffic Orders: Income for Statutory works over-run	(50)			(50)
Environment & Communities	Income	Parking Control receipts to fund increasing Concessionary Travel costs	(234)			(234)
Environment & Communities	Income	Increase in Cemeteries income	(50)			(50)
Housing & Regeneration	Service Redesign	Housing & Regeneration Service Redesign	(272)			(272)
Corporate	Change in Service Delivery	Youth centre capital receipts impact on Capital Financing	(76)			(76)

<b>Department</b>	<b>Saving Category</b>	<b>Saving Description</b>	<b>2024/25 £'000</b>	<b>2025/26 £'000</b>	<b>2026/27 £'000</b>	<b>Total £'000</b>
Council wide	Change in service delivery, efficiency, and Income	Other minor operational efficiencies	(30)			(30)
		<b>Total New Savings &amp; Income Proposals</b>	<b>(16,568)</b>	<b>1,337</b>	<b>236</b>	<b>(14,995)</b>

Department	Saving Category	Saving Description	2024/25	2025/26	2026/27	Total	Staffing Impact	Customer Impact	Internal Systems	Planned reduction in service	Full EqIA required	EQIA Part 2 & Action Plan Completed
			£'000	£'000	£'000	£'000						
CEX	Service Redesign	Chief Executive department Service Redesign	(819)	0		(819)	Yes	Yes	No	Yes	Yes	HR guidance, "Principles of Managing Reorganisations" will be used to minimise impact for staff
CEX	Contract Management	Reduce Number of non-critical audits from PWC contract	(96)	0		(66)	No	No	No	No	No	
CEX	Efficiency	Reduced operational costs of Audit Team	(14)	0		(14)	No	No	No	No	No	
CEX	Efficiency	Other operational HR & OD Savings	(46)	0		(46)	No	Yes	No	No	Yes	Accessibility requirements will be built into specification/ business case for change.
CEX	Income	Schools' HR Income Generation	(40)	0		(40)	No	No	No	No	No	
CEX	Efficiency	Potential substitution of Meridian Water Community Infrastructure Levy community chest	(500)	358	142	0	No	Yes	No	Yes	Yes	Accessibility requirements will be built into specification/ business case for change.
CEX	Service Redesign	Audit Service redesign	(70)			(70)	No	No	No	No	No	
CEX	Service Redesign	Pause the National Graduate Apprenticeship scheme	(94)		94	0	No	No	No	No	No	
People	Service Redesign	People Department Service Redesign	(465)	(18)		(483)	Yes	Yes	No	Yes	Yes	HR guidance, "Principles of Managing Reorganisations" will be used to minimise impact for staff
People - ASC	Contract Management	Management of care purchasing costs	(900)	0		(900)	No	No	No	No	No	
People - ASC	Change in Service Delivery	Adult Social Care Demand Management	(662)	0		(662)	No	No	No	No	No	
People - ASC	Efficiency	Review of Council run services	(500)	0		(500)	No	Yes	No	No	Yes	Accessibility requirements will be built into specification/ business case for change.
People - ASC	Income	Maximisation of income generation - Fees & Charges & NHS	(1,100)	0		(1,100)	No	No	No	No	No	
People - ASC	Contract Management	Review of Transition arrangements	(250)	0		(250)	No	No	No	No	No	
People - ASC	Contract Management	Reduced contract spend with the Voluntary & Community Sector	(250)			(250)	No	No	No	No	No	
People - ASC	Demand Management	Further Demand Management of Adult Social Care - care purchasing	(300)			(300)	No	No	No	No	No	
People - ASC	Income	Additional income from fees and charges	(1,700)			(1,700)	No	No	No	No	No	
People - PH	Efficiency	Public Health grant substitution	(300)	300		0	No	Yes	No	No	Yes	Accessibility requirements will be built into specification/ business case for change.
People - PH	Efficiency	Sexual Health Service	(200)			(200)	No	Yes	No	No	Yes	Accessibility requirements will be built into specification/ business case for change.
People - C&F	Service Redesign	Deferral of Social Work Apprenticeship Scheme	(128)	128		0	No	No	No	No	No	HR guidance, "Principles of Managing Reorganisations" will be used to minimise impact for staff
People - C&F	Change in Service Delivery	Review of Youth Service provision	(29)			(29)	No	Yes	No	Yes	Yes	Accessibility requirements will be built into specification/ business case for change.
People - C&F	Change in Service Delivery	Short Breaks (to be funded from the Holiday Activities and Food Programme funding)	(15)			(15)	No	Yes	No	Yes	Yes	Accessibility requirements will be built into specification/ business case for change.
People - C&F	Service Redesign	Reprofiling the delivery of support to the Youth Parliament	(50)			(50)	No	No	No	No	No	HR guidance, "Principles of Managing Reorganisations" will be used to minimise impact for staff
People - Education/C&F	Change in Service Delivery	Further review of Youth Service Provision	(115)			(115)	No	Yes	No	Yes	Yes	Accessibility requirements will be built into specification/ business case for change.
People - C&F	Efficiency	NCIL funding of Youth Service	(180)	180		0	No	No	No	No	No	
People - Education	Efficiency	Transport Cost - Substitution to Dedicated Schools Grant (DSG) High Needs Block	(81)	0		(81)	No	No	No	No	No	
People - Education	Efficiency	Early Years - Substitution to DSG Early Years block	(63)	0		(63)	No	No	No	No	No	
People - Education	Efficiency	Reduced Running Costs - Admissions, Education Welfare Service and Education Psychology Service	(54)	0		(54)	No	No	No	No	No	
People - Education	Contract Management	Review of youth mentoring services (Nexus)	(180)			(180)	No	Yes	No	Yes	Yes	Accessibility requirements will be built into specification/ business case for change.
People - NCIL	Efficiency	External funding for the Summer University	(100)	0		(100)	No	No	No	No	No	
Resources	Service Redesign	Resources Department Service Redesign	(442)	0		(442)	Yes	No	No	No	Yes	HR guidance, "Principles of Managing Reorganisations" will be used to minimise impact for staff
Resources	Income	Payroll income generation	(50)	0		(50)	No	No	No	No	No	
Resources	Income	Pensions recharge	(100)	0		(100)	No	No	No	No	No	
Resources	Efficiency	Further review of cleaning at the Civic Centre	(20)	0		(20)	No	No	No	No	No	
Resources	Income	Income & Debt/Financial Assessments GLA/HSG funding of teams/manage CTS in existing resources	(500)	0		(500)	No	No	No	No	No	
Resources	Contract Management	Digital Services reduction in annual contractual commitments	(300)			(300)	No	No	No	No	No	
Environment & Communities	Service Redesign	Environment & Communities Department Service Redesign	(1,962)	289		(1,673)	Yes	Yes	No	No	Yes	HR guidance, "Principles of Managing Reorganisations" will be used to minimise impact for staff
Environment & Communities	Efficiency	Library - Operational Efficiencies	(58)	0		(58)	No	No	No	No	No	
Environment & Communities	Efficiency	Reduction in resources within Complaints Team	(20)	0		(20)	No	No	No	No	No	
Environment & Communities	Efficiency	Recentralising Member Enquiries (MEQ) resources into Complaints service	(17)	0		(17)	No	No	No	No	No	
Environment & Communities	Efficiency	Ceasing printed newsletter bi-annual communications	(25)	0		(25)	No	No	No	No	No	
Environment & Communities	Efficiency	Review approach to grass cutting - Cemeteries	(35)	0		(35)	No	Yes	No	Yes	Yes	Accessibility requirements will be built into specification/ business case for change.
Environment & Communities	Change in Service Delivery	Removal of seasonal bedding and replacement with sustainable planting	(20)	0		(20)	No	No	No	No	No	
Environment & Communities	Change in Service Delivery	Memorial Testing - review of service offer	(50)	0		(50)	No	Yes	No	Yes	Yes	Accessibility requirements will be built into specification/ business case for change.
Environment & Communities	Income	Introduce further memorial options via cemeteries teams	(10)	0		(10)	No	No	No	No	No	
Environment & Communities	Change in Service Delivery	Seek alternative external funding for the friends grant support	(16)	0		(16)	No	No	No	No	No	
Environment & Communities	Change in Service Delivery	Streamlining of parks resources	(97)	0		(97)	No	Yes	No	Yes	Yes	Accessibility requirements will be built into specification/ business case for change.
Environment & Communities	Efficiency	Reduction in Artists hospitality budget	(26)	0		(26)	No	No	No	No	No	
Environment & Communities	Efficiency	Implementation of new purchasing arrangements for the Museum Shop stock	(26)	0		(26)	No	No	No	No	No	
Environment & Communities	Income	Increased commercial events & hires	(27)	0		(27)	No	No	No	No	No	
Environment & Communities	Income	Expanding the number of opportunities delivered through the commercial programme	(32)	0		(32)	No	No	No	No	No	

Environment & Communities	Income	Additional income school swimming programme	(14)	0	(14)	No	No	No	No	No	
Environment & Communities	Efficiency	Music Service savings from move to LBE building, cutting non-essential delivery/back-office costs and divesting in stock to reduce storage costs	(75)	0	(75)	No	Yes	No	No	Yes	Accessibility requirements will be built into specification/ business case for change.
Environment & Communities	Income	Further income from Soil Project	(60)	60	0	No	No	No	No	No	
Environment & Communities	Income	Electric Vehicles Charging Pilot Highway License income	(30)	0	(30)	No	No	No	No	No	
Environment & Communities	Income	Traffic control measures & Parking contract efficiencies	(1,000)	0	(1,000)	No	Yes	Yes	No	Yes	Accessibility requirements will be built into specification/ business case for change.
Environment & Communities	Income	Commercial Waste - Increase Customer Base Income	(50)	0	(50)	No	No	No	No	No	
Environment & Communities	Efficiency	Operational cost reductions and efficiency improvements with 2 new specialist collection vehicles	(120)	0	(120)	No	Yes	Yes	No	Yes	Accessibility requirements will be built into specification/ business case for change.
Environment & Communities	Income	Introduction of a Fleet workshop nightshift to increase customer base income	(75)	0	(75)	No	No	Yes	No	Yes	Accessibility requirements will be built into specification/ business case for change.
Environment & Communities	Income	Replacement Bins - Revert back to charging for replacement bins	(264)		(264)	No	No	No	No	Yes	Accessibility requirements will be built into specification/ business case for change.
Environment & Communities	Income	Green Waste – increase subscription charge for 2024/25	(200)		(200)	No	Yes	No	No	No	Accessibility requirements will be built into specification/ business case for change.
Environment & Communities	Efficiency	Seek alternative funding for the provision of Christmas Lights or reduce/cease	(140)		(140)	No	No	No	No	No	
Environment & Communities	Change in Service Delivery	Review of Bulky waste service delivery	(172)		(172)	No	No	No	No	No	
Environment & Communities	Change in Service Delivery	Review of opening hours at Barrowell Green	(200)		(200)	No	Yes	No	Yes	Yes	Accessibility requirements will be built into specification/ business case for change.
Environment & Communities	Income	Garden Waste Income (in addition to proposal already put forward)	(150)		(150)	No	No	No	No	No	
Environment & Communities	Income	Commercial Waste - Duty of Care Annual Charge	(50)		(50)	No	No	No	No	No	
Environment & Communities	Income	Commercial Waste – 1100L Bin Refurbishment Service	(30)		(30)	No	No	No	No	No	
Environment & Communities	Income	Increase income from growing Pest Control customer base	(30)		(30)	No	No	No	No	No	
Environment & Communities	Income	Increase charges for cycle hangers	(22)		(22)	No	Yes	No	No	Yes	Accessibility requirements will be built into specification/ business case for change.
Environment & Communities	Efficiency	Saving of TfL traffic signal maintenance (one off)	(40)	40	0	No	No	No	No	No	
Environment & Communities	Income	Temporary Traffic Orders: Income for Statutory works over-run	(50)		(50)	No	No	No	No	No	
Environment & Communities	Income	Parking Control receipts to fund increasing Concessionary Travel costs	(234)		(234)	No	Yes	No	No	Yes	Accessibility requirements will be built into specification/ business case for change.
Environment & Communities	Income	Increase in Cemeteries income	(50)		(50)	No	No	No	No	No	
Housing & Regeneration	Service Redesign	Housing & Regeneration Service Redesign	(272)		(272)	Yes	No	No	No	Yes	HR guidance, "Principles of Managing Reorganisations" will be used to minimise impact for staff
Corporate	Change in Service Delivery	Youth centre capital receipts impact on Capital Financing	(76)		(76)	No	No	No	No	No	
Council wide	Change in service delivery, efficiency and Income	Other minor operational efficiencies	(30)		(30)	No	Yes	No	No	Yes	Accessibility requirements will be built into specification/ business case for change.
		<b>Total New Savings &amp; Income Proposals</b>	<b>(16,568)</b>	<b>1,337</b>	<b>236</b>	<b>(14,995)</b>					

## **Earmarked Reserves Summary**

This Appendix explains the purpose of the Council's main earmarked reserves. The reserves table also shows planned movements in the balances over the period of the Medium Term Financial Plan. Comments regarding the adequacy of the reserves held are set out below while Appendix 11 summarises forecast use and commitment of the reserves.

<b>Risk, MTFP Smoothing and Capital Financing Reserves</b>	
Risk Reserve	Set aside as a contingency sum in order to provide financial funding over the period of the Medium Term Financial Plan for potential pressures.
Balance Sheet Management	A contingency amount set aside to cover any issues arising within the Council's balance sheet.
Housing Benefits Smoothing Reserve	This reserve is to mitigate against any adjustments required which might arise from the audit of the Housing Benefit Subsidy claim. The agreed policy is to retain the balance on this reserve at 1% of the HB claim.
North London Waste Authority Reserve	Funding set aside to cover potential future costs of the NLWA contract arising from the building of the new waste treatment facility.
Collection Fund Pooling receipts	This has been separated from the Collection Fund equalisation reserve in 2023/24. This reserve will hold the receipts the Council receives from being a member of the 8 local authority Business rate pool. These are then allocated to the general fund in the following year in accordance with budget decisions.
Collection Fund Equalisation Reserve	This reserve was created in 2017/18 primarily in order to smooth business rates receipts during the transition to the new funding regime.
Minimum Revenue Provision Equalisation Reserve	Following a change in MRP policy in 2017/18 this reserve was created to smooth annual MRP requirements.
Interest Equalisation Reserve	This reserve is intended to address increases in interest rates. The global economic turbulence has had significant effects on the UK economy, of which the reduction in interest rates is one of the most significant. This reserve is designed to provide some cushioning against further fluctuations.
<b>Service Specific Reserves</b>	
Salix Fund Reserve	This reserve was set up to enable the savings arising from the implementation of Salix projects to be recycled on further energy saving projects in the future. The balance held to repay to Salix is planned to be made in 2023/24 and residual balance to support the 2023/24 forecast overspend, so this reserve is likely to be closed by 2023/24 year end.
Firs Farm and Broomfield tennis and netball courts	These are funds built up through annual contributions to enable sufficient balances to invest in replacement of courts in the future.
Welfare Reforms & Hardship Fund	The changes in the benefit regimes and cost of living increases the risk of residents being unable to pay council tax bills and additional costs relating to the new benefit administration and regulations. This reserve will be available to meet pressures in Emergency Support, Council Tax Hardship and Discretionary Housing payments. The ongoing nature of demand for these payments has led to a change in approach. The Council through the MTFP will create base



## Appendix 10

	budget funding for these payments over the next 3 years and therefore remove the reliance on the reserve.
Invest to Save Reserve	Set aside to fund projects and initiatives which will deliver long term cost reduction or income generation for the Council to help balance the budget.
Sustainable Service Development Programme	Funding set aside for Sustainability projects.
Pooled Budgets Earmarked Reserve	The purpose of this reserve is to document the opening and closing stock in the community equipment service and is planned to be drawn down in 2023/24.
Redundancy and Early Retirement Reserve	This reserve refers to funding set aside to meet the one-off costs associated with service restructuring to achieve efficiency savings.
Parking Development Fund (PPRA)	This reserve was created when surpluses were made from the Parking Places Reserve Account (PPRA). The balance represents sums set aside for expenditure on future parking projects as permitted by legislation.
Crime & Disorder Fund	The reserve was originally set up with contributions from various groups within the Council to support crime and disorder activities not funded by core budget and is planned to be drawn down in 2023/24.
Local Election Reserve	Council elections are held every four years. To smooth out the cost, a contribution is made into the reserve each year so that sufficient funding is available every fourth year to fund the local elections.
Property Projects	This reserve fund was generated from unspent dowry relating to the perpetual upkeep of Mossops Park, including the Mossop Creek and Delta respectively.
Planning & Regeneration Reserve	This reserve is used for contributions towards and funding for the Council's regeneration agenda.
Building Control Appropriation Account	The balance represents net surpluses or deficits on Building Control non statutory services, where these are treated in accordance with the Building (Local Authority Charges) Regulations 2010. Income generated from fee earning works should cover the costs of delivering the service. Where surpluses or deficits occur, the council needs to consider the use of earmarked reserves to demonstrate 'taking one financial year with another' that the charges levied for carrying out building regulations chargeable service is equal, as far as practicable, to the actual costs.
Local Plan Reserve	This balance has been created to supplement the revenue base budget cost of developing the Council's Local Plan.
NEXUS	The NEXUS Project aims to tackle Youth Violence. £500k was provided in the MTFP in both 2019/20 & 2020/21. This balance represents unspent funding from those original allocations which is being used to continue this important work. Delays in delivering the project's aims were experienced due to the pandemic.

Private Rented Sector Licencing	Income through licences is generated which is then required in future years to cover the cost of running the scheme.
<b>Property Reserves</b>	
Repair & Maintenance of Council buildings	The fund supports day-to-day repairs, responsive maintenance, and service contracts in respect of Council buildings. With an ageing portfolio of buildings, the risk of expensive repairs and maintenance is increasing.
Repairs Fund for private sector housing leased to Council	This funding is set aside to cover the cost of repairs to PSL properties when the leases come to an end and the properties are handed back to their owners. It is "routine" business, with a low risk, and this reserve acts as a buffer to support the repairs work.
Montagu Dry Lake Maintenance Fund	This funding is set aside to cover future maintenance costs of a flood storage facility (dry lake).
<b>Other Grant Reserves</b>	
Grant Reserve	These are a collection of smaller earmarked reserves with very specific grant restrictions which limit their use.
Section 106 Receipts	S106 agreements are issued on development proposals and require developers to make contributions to support infrastructure. These are similar to CIL arrangements which are an update on S106.
Community Infrastructure Levy Reserve	The Community Infrastructure Levy (CIL) is a charge which can be levied by local authorities on new development in their area. It is an important tool for local authorities to use to help them deliver the infrastructure needed to support the new development. In accounting terms, it is a contribution, earmarked similar to grants. CIL is used to help fund the Capital Programme.
Neighbourhood Community Infrastructure Levy Reserve	This is a smaller specified element of the CIL set aside to support the demands being placed on their communities because of development.
Public Health	From April 2013, local authorities took on responsibility from the NHS, for improving the health and well-being of their local population and reducing health inequalities. The Authority was awarded ring-fenced grant in 2013/14 with specific grant conditions including the carry forward of underspends to future years.
Troubled Families Grant	The Council managed to achieve the maximum Payment by Results grant available and the reserve has helped to fund the extension of the programme as the funding from MHCLG in 2020/21 was not enough to cover the cost of the team. The remaining balance on the reserve is planned to be used when the grant funding ends to pay for resources within Early Help to continue for another year or until the pressure is potentially managed through the MTFP process.
Rough Sleepers Accommodation Programme 2 Revenue Grant	This is the revenue element of the RSAP 2 programme and will need to cover future revenue costs. The balance is meant to cover 30 years' worth of revenue expenditure, circa 50k per year forecast usage.
TfL Risk Pot (Mini Holland legacy)	TfL Mini Holland legacy funding to complete the implementation of the cycle Enfield schemes.
Southbury Synthetic Pitches Maintenance Fund	Balance held for maintenance of the sports pitches at Southbury leisure Centre – grant conditions apply.

## Appendix 10

3G Football Pitch Replacement Fund	This is a Football Association Grant and is subject to grant conditions in how it is used.
<b>Insurance Reserves</b>	
Insurance Fund	The internal Insurance Fund provides cover in full for tree root damage claims, burglary and “all risks” on specified equipment. The Fund also meets the cost of all claims within the external policy excesses for general building fire damage (including housing properties), motor, cash and public and employer liability claims. In addition, there is a potential liability with a former insurer of the council which would be a call on this fund.
Property Insurance Settlements	Insurance Settlement receipts relating to Sloemans Farm to be reinvested into Rural portfolio as per pay out conditions.
<b>General Fund Balances</b>	
General Fund Balances	This is a contingency fund set aside for emergencies or to cover any unexpected costs that may arise.
<b>Schools and DSG Reserves</b>	
Schools Balances	The balance represents the accumulated revenue balances held by schools.
Dedicated Schools Grant Reserve	The DSG is a ring-fenced specific grant, provided outside the local government finance settlement. It should be used in support of the schools’ budget for the purposes defined in the School and Early Years Finance (England) Regulations

## MOVEMENT IN EARMARKED RESERVES 2024/25 &amp; FUTURE USE FORECAST

APPENDIX 11

RESERVE	Forecast Balance at 31 March 2024	Estimated Net Transfers 2024/25	Forecast Balance at 31 March 2025	2025/26 to 2028/29 Programmes		Forecast Reserves as at 31 March 2029
				Revenue	Capital	
	£'000s	£'000s	£'000s	£'000s	£'000s	£'000s
<b><u>MTFP Smoothing and Capital Financing Reserves</u></b>						
Risk Reserve	(1,310)	0	(1,310)	0		(1,310)
<b>Risk Reserve Total</b>	<b>(1,310)</b>	<b>0</b>	<b>(1,310)</b>	<b>0</b>	<b>0</b>	<b>(1,310)</b>
Balance Sheet Management	(500)	0	(500)	0		(500)
<b>Balance Sheet Management Total</b>	<b>(500)</b>	<b>0</b>	<b>(500)</b>	<b>0</b>	<b>0</b>	<b>(500)</b>
Collection Fund Pooling Reserve	(2,005)	1,384	(621)	0		(621)
Collection Fund Equalisation Reserve	(2,100)	0	(2,100)	0		(2,100)
Housing Benefits Smoothing Reserve	(2,062)	0	(2,062)	0		(2,062)
Temporary Accommodation Reserve	(10,000)	10,000	0	0		0
Meridian Water Reserve	(1,217)	500	(717)	142		(575)
NLWA Reserve	(1,566)	242	(1,324)	1,320		(4)
<b>Medium Term Financial Planning Smoothing Reserves</b>	<b>(18,950)</b>	<b>12,126</b>	<b>(6,824)</b>	<b>1,462</b>	<b>0</b>	<b>(5,362)</b>
Capital Financing Reserves (Minimum Revenue Provision)	(1,613)	0	(1,613)	0		(1,613)
Capital Financing Reserves (Interest Rate Equalisation Reserve)	(1,600)	(850)	(2,450)	(1,420)		(3,870)
<b>Capital Financing Reserves</b>	<b>(3,213)</b>	<b>(850)</b>	<b>(4,063)</b>	<b>(1,420)</b>	<b>0</b>	<b>(5,483)</b>
<b><u>Service Specific Reserves</u></b>						
Local Election Reserve	(76)	(188)	(264)	(96)		(360)
Local Plan Reserve	(846)	357	(489)	487		(2)
Invest to Save	(723)	151	(572)	0		(572)
Redundancy & Early Retirement Reserve	0	0	0	0		0
Parking Development Fund (PPRA)	(103)	103	0	0		0
Building Control Appropriation Account	0	0	0	0		0
Property Projects	(134)	0	(134)	0		(134)
Planning & Regeneration Reserve	(73)	73	0	0		0
Firs Farm Tennis Courts - Sinking Fund	(12)	(5)	(17)	17		0
Broomfield netball and tennis courts	(66)	(28)	(94)	84		(10)
Additional & Selective Licensing	(3,555)	1,141	(2,414)	2,414		0
Welfare Benefit Reforms	(1,707)	445	(1,262)	958		(304)
Planning Appeals Earmarked Reserve	0	0	0	0		0
NEXUS	(36)	0	(36)	0		(36)
<b>Service Specific Reserves Total</b>	<b>(7,331)</b>	<b>2,049</b>	<b>(5,282)</b>	<b>3,864</b>	<b>0</b>	<b>(1,418)</b>

## MOVEMENT IN EARMARKED RESERVES 2024/25 &amp; FUTURE USE FORECAST

APPENDIX 11

RESERVE	Forecast Balance at 31 March 2024	Estimated Net Transfers 2024/25	Forecast Balance at 31 March 2025	2025/26 to 2028/29 Programmes		Forecast Reserves as at 31 March 2029
				Revenue	Capital	
<b><u>Property Reserves</u></b>						
Repair & Maintenance of Council buildings	0	0	0	0		0
Repairs Fund for private sector housing leased to the Council	(366)	90	(276)	90		(186)
Montagu Dry lake Maintenance Fund	(70)	0	(70)	0		(70)
<b>Property Reserves Total</b>	<b>(436)</b>	<b>90</b>	<b>(346)</b>	<b>90</b>	<b>0</b>	<b>(256)</b>
<b><u>Other Grant Reserves</u></b>						
S106 Receipts	(70)	0	(70)	0		(70)
Grant Reserve	(919)	0	(919)	0		(919)
CIL Reserve	(1,783)	0	(1,783)	0		(1,783)
Neighbourhood CIL	(780)	428	(352)	0		(352)
Public Health Fund Reserve	(1,348)	730	(618)	918		300
EU Exit Grant	0	0	0	0		0
Performance Reward Grant Schemes	0	0	0	0		0
Troubled Families	(583)	0	(583)	0		(583)
Rough Sleepers Accommodation Prog 2 REVENUE Grant	(1,401)	50	(1,351)	200		(1,151)
TFL Risk Pot (Mini-Holland Legacy)	(1,313)	300	(1,013)	1,013		0
Homelessness Initiatives	(40)	0	(40)	0		(40)
Troubled Families SFAYV EM Reserve	0	0	0	0		0
Southbury Synthetic Pitches Maintenance Fund	(173)	0	(173)	0		(173)
3G Football Pitch Replacement Fund	(150)	(25)	(175)	175		0
<b>Other Grant Reserves Total</b>	<b>(8,560)</b>	<b>1,483</b>	<b>(7,077)</b>	<b>2,306</b>	<b>0</b>	<b>(4,771)</b>
<b>General Fund Usable Reserves Sub Total</b>	<b>(40,300)</b>	<b>14,898</b>	<b>(25,402)</b>	<b>6,302</b>	<b>0</b>	<b>(19,100)</b>
<b><u>Insurance Reserves</u></b>						
Insurance Fund	(7,022)	0	(7,022)	0		(7,022)
Property Insurance Settlements	(360)	360	0	0		0
<b>Insurance Reserves Total</b>	<b>(7,382)</b>	<b>360</b>	<b>(7,022)</b>	<b>0</b>	<b>0</b>	<b>(7,022)</b>
<b><u>General Fund Balances</u></b>						
General Fund Balances	(13,949)	0	(13,949)	0		(13,949)

**MOVEMENT IN EARMARKED RESERVES 2024/25 & FUTURE USE FORECAST**

**APPENDIX 11**

RESERVE	Forecast Balance at 31 March 2024	Estimated Net Transfers 2024/25	Forecast Balance at 31 March 2025	2025/26 to 2028/29 Programmes		Forecast Reserves as at 31 March 2029
				Revenue	Capital	
<b>General Fund Balances Total</b>	<b>(13,949)</b>	<b>0</b>	<b>(13,949)</b>	<b>0</b>	<b>0</b>	<b>(13,949)</b>
<b>Total General Fund Reserves and Balances</b>	<b>(61,631)</b>	<b>15,258</b>	<b>(46,373)</b>	<b>6,302</b>	<b>0</b>	<b>(40,071)</b>

## MOVEMENT IN EARMARKED RESERVES 2024/25 &amp; FUTURE USE FORECAST

APPENDIX 11

RESERVE	Forecast Balance at 31 March 2024	Estimated Net Transfers 2024/25	Forecast Balance at 31 March 2025	2025/26 to 2028/29 Programmes		Forecast Reserves as at 31 March 2029
				Revenue	Capital	
<b>HRA Repairs Fund</b>						
HRA - Repairs Fund	(433)	(1,151)	(1,584)	0	0	(1,584)
HRA - Major Repairs Fund	(82)	(300)	(382)	0	(1,200)	(1,582)
HRA - Capital Reserve	0	(1,000)	(1,000)	0	(2,000)	(3,000)
<b>HRA Repairs Fund Total</b>	<b>(515)</b>	<b>(2,451)</b>	<b>(2,966)</b>	<b>0</b>	<b>(3,200)</b>	<b>(6,166)</b>
<b>HRA Insurance Fund</b>						
HRA - Insurance Fund	(523)	0	(523)	0		(523)
<b>HRA Insurance Fund Total</b>	<b>(523)</b>	<b>0</b>	<b>(523)</b>	<b>0</b>	<b>0</b>	<b>(523)</b>
<b>HRA Balance</b>						
HRA Balance	(5,323)	1,223	(4,100)	(18,900)		(23,000)
<b>HRA Balance Total</b>	<b>(5,323)</b>	<b>1,223</b>	<b>(4,100)</b>	<b>(18,900)</b>	<b>0</b>	<b>(23,000)</b>
<b>Receipts</b>						
HRA Capital receipts	0	(500)	(500)	0	(2,000)	(2,500)
HRA RTB one for one receipts	(20,367)	(2,800)	(23,167)	0	(18,200)	(41,367)
<b>HRA Receipts Total</b>	<b>(20,367)</b>	<b>(3,300)</b>	<b>(23,667)</b>	<b>0</b>	<b>(20,200)</b>	<b>(43,867)</b>
<b>Total HRA Reserves and Balances</b>	<b>(26,728)</b>	<b>(4,528)</b>	<b>(31,256)</b>	<b>(18,900)</b>	<b>(23,400)</b>	<b>(73,556)</b>
<b>Schools Balances</b>						
Schools Balances	1,336	0	1,336	0		1,336
<b>Schools Balances Total</b>	<b>1,336</b>	<b>0</b>	<b>1,336</b>	<b>0</b>	<b>0</b>	<b>1,336</b>
<b>Total Schools' Reserves and Balances</b>	<b>1,336</b>	<b>0</b>	<b>1,336</b>	<b>0</b>	<b>0</b>	<b>1,336</b>
<b>Grand Total Reserves and Balances</b>	<b>(87,023)</b>	<b>10,730</b>	<b>(76,293)</b>	<b>(12,598)</b>	<b>(23,400)</b>	<b>(112,291)</b>

Additions and amendments to January schedules  Description of Fees & Charges <i>Italics denotes statutory fees</i>	Statutory or Non Statutory	Service is Vatable	LONDON BOROUGH OF ENFIELD			LONDON BOROUGH OF ENFIELD		
			FEES & CHARGES 2023/24			PROPOSED FEES & CHARGES 2024/25		
			Basic	VAT@ 20%	Total	Basic	VAT@ 20%	Total
<b>CYCLE PARKING CHARGES</b>								
Station hub cycle parking membership			11.25	2.25	13.50	60.00	12.00	72.00
Residential secure cycle parking membership			11.25	2.25	13.50	60.00	12.00	72.00
<b>TRAFFIC ORDER</b>								
Permanent TMO (Single Restriction)			0.00	0.00	0.00	2,500.00	0.00	2,500.00
Permanent TMO (Multiple restrictions)major						Price on Application		
<b>PLANNING APPLICATION FEES</b>								
Prior Approval under the General Permitted Development Order (Amendment) 2013 An application which involves the making of any material change in the use of any buildings, or other land under Classes J, K and M of the General Permitted Development Order	Y		80.00	0.00	80.00	120.00	0.00	120.00
Application Type	Y							
Householder	Y							
Relating to one dwelling	Y		206.00	0.00	206.00	258.00	0.00	258.00
Relating to 2 or more dwellings	Y		407.00	0.00	407.00	509.00	0.00	509.00
Certificate of Lawfulness	Y							
Section 191 (1) (c) - Establish Use	Y		234.00	0.00	234.00	293.00	0.00	293.00
Section 191 (1) (a) or (b) - Existing per unit	Y		462.00	0.00	462.00	578.00	0.00	578.00
Section 191 (1) (a) or (b) - Existing 50 units	Y		22,859.00	0.00	22,859.00	30,860.00	0.00	30,860.00
Section 191 (1) (a) or (b) - Existing 51 and over units - per unit	Y		Max 300,000	0.00	Max 300,000	Max 405,000	0.00	Max 405,000
Section 192 - Proposed	Y		Half full fee	0.00	Half full fee	Half full fee	0.00	Half full fee
Outline	Y							
Site area not exceeding 0.5 ha-per 0.1ha	Y		0.00	0.00	0.00	578.00	0.00	578.00
Site area between 0.5 ha and 2.5 ha - per 0.1ha	Y		462.00	0.00	462.00	624.00	0.00	624.00
Site area of 2.5 ha	Y		11,432.00	0.00	11,432.00	15,433.00	0.00	15,433.00
Site in excess of 2.5ha - per 0.1ha	Y		Max 150,000	0.00	Max 150,000	Max 202,500	0.00	Max 202,500
Dwellings	Y							
Per dwelling created - below 50	Y		462.00	0.00	462.00	578.00	0.00	578.00
50 dwellings	Y		22,859.00	0.00	22,859.00	31,200.00	0.00	31,200.00
Per dwelling - above 50	Y		Max 300,000	0.00	Max 300,000	Max 405,000	0.00	Max 405,000
Change of use	Y		462.00	0.00	462.00	578.00	0.00	578.00
Other buildings	Y							
No additional floor space and Floor space up to 40 sq.m	Y		234.00	0.00	234.00	293.00	0.00	293.00
Floor space between 40 sq.m. and 75 sq.m.	Y		462.00	0.00	462.00	578.00	0.00	578.00
Floor space between 75 sq.m. and 3750 sq.m. - for each additional 75 sq.m.	Y		462.00	0.00	462.00	624.00	0.00	624.00
3750 sq.m. created	Y		22,859.00	0.00	22,859.00	31,200.00	0.00	31,200.00
Each additional 75 sq.m. (or part thereof) above 3750 sq.m.	Y		Max 300,000	0.00	Max 300,000	Max 405,000	0.00	Max 405,000
Erection, on land used for the purpose of agriculture	Y							
Works up to 465 sq.m.	Y		96.00	0.00	96.00	120.00	0.00	120.00
Floor space between 465 sq.m. and 540 sq.m.	Y		462.00	0.00	462.00	578.00	0.00	578.00
Floor space between 540 sq.m. and 4215 sq.m. - for each additional 75 sq.m	Y		462.00	0.00	462.00	0.00	0.00	0.00
4215 sq.m. created	Y		22,859.00	0.00	22,859.00	30,860.00	0.00	30,860.00
Each additional 75 sq.m. (or part thereof) above 3750 sq.m.	Y		Max 300,000	0.00	Max 300,000	Max 405,000	0.00	Max 405,000
Floor space between 540 sq.m. and 1000 sq.m. - for each additional 75 sq.m	Y					578.00	0.00	578.00
Floor space between 1000 sq.m. and 4215 sq.m.- for each additional 75 sq.m	Y					624.00	0.00	624.00
Erection of glasshouses on land used for the purposes of agriculture	Y							
Works up to 465 sq.m.	Y		96.00	0.00	96.00	120.00	0.00	120.00
Works creating more than 465 sq.m. but no exceeding 1,000sq.m.	Y		2,580.00	0.00	2,580.00	0.00	0.00	0.00
Works creating more than 465 sq.m. but no exceeding 1,000sq.m.	Y		0.00	0.00	0.00	3,225.00	0.00	3,225.00
Works creating more than 1,000sq.m	Y		0.00	0.00	0.00	3,483.00	0.00	3,483.00
The erection, alteration or replacement of plant or machinery	Y							
Site area not exceeding 5ha- each 0.1ha or part thereof	Y		462.00	0.00	462.00	624.00	0.00	624.00
Site area of 5ha	Y		22,859.00	0.00	22,859.00	30,860.00	0.00	30,860.00
Site area in excess of 5ha - each additional 0.1ha or part thereof	Y		Max 300,000	0.00	Max 300,000	Max 405,000	0.00	Max 405,000



Additions and amendments to January schedules  Description of Fees & Charges <i>Italics denotes statutory fees</i>	Statutory or Non Statutory	Service is Vatable	LONDON BOROUGH OF ENFIELD			LONDON BOROUGH OF ENFIELD		
			FEES & CHARGES 2023/24			PROPOSED FEES & CHARGES 2024/25		
			Basic	VAT@ 20%	Total	Basic	VAT@ 20%	Total
			The carrying out of any operations not coming within any of the above categories - for each 0.1 ha of site area	Y		£234 up to a max of £2028	0.00	£234 up to a max of £2028
Operations connected with exploratory drilling for oil or natural gas	Y							
Site area not exceeding 7.5 ha - for each 0.1 ha of site area	Y		508.00	0.00	508.00	686.00	0.00	686.00
Site area of 7.5 ha	Y		38,070.00	0.00	38,070.00	51,395.00	0.00	51,395.00
Per 0.1ha in excess of 7.5ha			Max 300,000	0.00	Max 300,000	Max 405,000	0.00	Max 405,000
Winning and working of materials								
Per 0.1 ha site area to maximum 15 ha	Y		234.00	0.00	234.00	316.00	0.00	316.00
Site area of 15 ha	Y		34,934.00	0.00	34,934.00	47,161.00	0.00	47,161.00
Per 0.1 ha site area in excess of 15 ha	Y		£138 up to a max of £78,000	0.00	£138 up to a max of £78,000	£186 up to a max of £105,300	0.00	£186 up to a max of £105,300
Disposal of refuse or waste materials or for the deposit of material remaining after minerals have been extracted from the land or for the storage of minerals in the open.	Y							
Per 0.1 ha site area to maximum 15 ha	Y		234.00	0.00	234.00	316.00	0.00	316.00
Site area of 15 ha	Y		34,934.00	0.00	34,934.00	47,161.00	0.00	47,161.00
Per 0.1 ha site area in excess of 15 ha	Y		£138 up to a max of £78,000	0.00	£138 up to a max of £78,000	£186 up to a max of £105,300	0.00	£186 up to a max of £105,300
Construction of car parks, service roads and access for the purpose of a single undertaking	Y		234.00	0.00	234.00	293.00	0.00	293.00
Extant Planning Permission	Y							
Householder	Y		68.40	0.00	68.40	0.00	0.00	0.00
Major development	Y		690.00	0.00	690.00	0.00	0.00	0.00
All other applications	Y		234.00	0.00	234.00	0.00	0.00	0.00
Non-Material Amendment	Y							
Householder	Y		34.00	0.00	34.00	43.00	0.00	43.00
All other applications	Y		234.00	0.00	234.00	293.00	0.00	293.00
Minor Material Amendment	Y		234.00	0.00	234.00	293.00	0.00	293.00
Reserved matters	Y		462.00	0.00	462.00	578.00	0.00	578.00
For non-compliance with conditions, variation or renewal of a temporary permission	Y		234.00	0.00	234.00	293.00	0.00	293.00
Householder	Y		34.00	0.00	34.00	43.00	0.00	43.00
All other applications	Y		116.00	0.00	116.00	145.00	0.00	145.00
Playing Fields	Y		462.00	0.00	462.00	578.00	0.00	578.00
Telecoms prior approval	Y		462.00	0.00	462.00	578.00	0.00	578.00
Buildings and roads constructed under PD for agriculture/forestry	Y		96.00	0.00	96.00	120.00	0.00	120.00
Demolition prior approval	Y		96.00	0.00	96.00	120.00	0.00	120.00
Advert to premises			132.00	0.00	132.00	165.00	0.00	165.00
Directional advert			132.00	0.00	132.00	165.00	0.00	165.00
All other adverts			462.00	0.00	462.00	578.00	0.00	578.00
<b>Parking</b>								
<b>Tariff- On Street</b>								
15 minutes			0.70		0.70	0.80	0.00	0.80
30 minutes			1.40		1.40	1.60	0.00	1.60
1 hour			2.80		2.80	3.20	0.00	3.20
2 hours			5.60		5.60	6.40	0.00	6.40
3 hours (North Middlesex Hospital area only)			7.00		7.00	7.80	0.00	7.80
4 hours (North Middlesex Hospital area only)			8.00		8.00	8.80	0.00	8.80
<b>Tariff- Off-street</b>								
<b>Mon-Sat</b>								
Up to 1 hour:			1.40		1.40	1.50	0.00	1.50
1-3 hours:			2.80		2.80	3.00	0.00	3.00
3-5 hours:			6.40		6.40	7.00	0.00	7.00
Over 5 hours:			10.00		10.00	11.00	0.00	11.00
<b>Sunday</b>								
Up to 3 hours			Free			Free		
3-5 hours			6.40		6.40	7.00	0.00	7.00
Over 5 hours			10.00		10.00	11.00	0.00	11.00



Additions and amendments to January schedules  Description of Fees & Charges <i>Italics denotes statutory fees</i>	Statutory or Non Statutory	Service is Vatable	LONDON BOROUGH OF ENFIELD			LONDON BOROUGH OF ENFIELD		
			FEES & CHARGES 2023/24			PROPOSED FEES & CHARGES 2024/25		
			Basic	VAT@ 20%	Total	Basic	VAT@ 20%	Total
			<b>New entrants into Emergency Accommodation within Enfield</b>					
Shared accommodation			178.85	0.00	178.85	£178.85	£0.00	£178.85
1 Bedroom accommodation			246.24	0.00	246.24	£264.66	£0.00	£264.66
2 Bedroom accommodation			299.18	0.00	299.18	£322.19	£0.00	£322.19
3 Bedroom accommodation			368.22	0.00	368.22	£390.08	£0.00	£390.08
4+ Bedroom accommodation			437.26	0.00	437.26	£506.30	£0.00	£506.30
<b>Existing tenants in Emergency Accommodation within Enfield</b>								
Shared accommodation			178.85	0.00	178.85	£178.85	£0.00	£178.85
1 Bedroom accommodation			246.24	0.00	246.24	£264.66	£0.00	£264.66
2 Bedroom accommodation			299.18	0.00	299.18	£322.19	£0.00	£322.19
3 Bedroom accommodation			368.22	0.00	368.22	£390.08	£0.00	£390.08
4+ Bedroom accommodation			437.26	0.00	437.26	£506.30	£0.00	£506.30
<b>New Entrants placed Out of Borough</b>								
If new entrants have to be placed outside of Enfield the prevailing Local Housing Allowance (LHA) rate for that area will be applied.			Price on application			Price on application		
<b>Existing Tenants placed Out of Borough</b>								
The prevailing Local Housing Allowance (LHA) rate for that area will be applied.			Price on application			Price on application		
Rough Sleeper Accommodation Property - 1 bed £193.99 per week			£180.12	£0.00	£180.12	£193.99	£0.00	£193.99
Rough Sleeper Accommodation Property - Shared Facilities - £136.93 per week			£113.11	£0.00	£113.11	£136.93	£0.00	£136.93
Homelessness Hub bed Space - £264.66 per week			£246.24	£0.00	£246.24	£264.66	£0.00	£264.66

Description of Fees & Charges	Service is Vatable	LONDON BOROUGH OF ENFIELD PEOPLE DEPARTMENT FEES & CHARGES 2023/24			LONDON BOROUGH OF ENFIELD PEOPLE DEPARTMENT PROPOSED FEES & CHARGES 2024/25		
		Basic £	VAT@ 20% £	Total £	Basic £	VAT@ 20% £	Total £
		<b>ADULT SOCIAL CARE</b>					
<b>Residential/Nursing/Continuing Care – rates include</b>							
Bridgewood House:							
Residential EMI		974.00	0.00	974.00	1,061.66	0.00	1,061.66
Nursing EMI (excluding FNC)		1,013.50	0.00	1,013.50	1,104.72	0.00	1,104.72
Block CHC beds		1,394.70	0.00	1,394.70	1,520.22	0.00	1,520.22
Private or Voluntary sector home		Maximum is full cost as determined by the home			Maximum is full cost as determined by the home		
Charges for residents placed by other Local Authorities in Enfield Homes are made at the full cost of the service.							
<b>Community Based Services – rates include</b>							
<b>Day Services will be charged at the of provision</b>							
Physically disabled		At full cost of provision			At full cost of provision		
Mental Health		At full cost of provision			At full cost of provision		
Learning Disabilities		At full cost of provision			At full cost of provision		
Older People		At full cost of provision			At full cost of provision		
Formont		142.06	0.00	142.06	154.85	0.00	154.85
Community Link		107.23	0.00	107.23	116.88	0.00	116.88
New Options		123.13	0.00	123.13	134.21	0.00	134.21
Meal contribution		4.65	0.00	4.65	5.07	0.00	5.07
- Snacks at Centre		At full cost of provision			At full cost of provision		

Description of Fees & Charges	Service is Vatable	LONDON BOROUGH OF ENFIELD PEOPLE DEPARTMENT FEES & CHARGES 2023/24			LONDON BOROUGH OF ENFIELD PEOPLE DEPARTMENT PROPOSED FEES & CHARGES 2024/25		
		Basic £	VAT@ 20% £	Total £	Basic £	VAT@ 20% £	Total £
Day care attendance for less than 4 hours will be charged at half the full day rate. Where clients attend a “drop in” service there is no charge as this service is usually for a brief period, e.g. 30 mins to 1 hour.							
<b>Transport</b>							
Per journey		6.40	0.00	6.40	6.98	0.00	6.98
<b>Homecare</b>							
Maximum (including Additional Support)		At full cost of provision			At full cost of provision		
<b>Brokerage of support plans</b>							
For self financing clients		326.70	0.00	326.70	356.10	0.00	356.10
<b>Supported Housing</b>							
		At full cost of provision			At full cost of provision		



Description of Fees & Charges	Service is Vatable	LONDON BOROUGH OF ENFIELD PEOPLE DEPARTMENT FEES & CHARGES 2023/24			LONDON BOROUGH OF ENFIELD PEOPLE DEPARTMENT PROPOSED FEES & CHARGES 2024/25		
		Basic £	VAT@ 20% £	Total £	Basic £	VAT@ 20% £	Total £
<b>Adult Placements</b>		Assessed as a weekly contribution in accordance with Care Act 2014 guidelines. The maximum charge for placements in the private or voluntary sector is the full cost as determined by the placement.			Assessed as a weekly contribution in accordance with Care Act 2014 guidelines. The maximum charge for placements in the private or voluntary sector is the full cost as determined by the placement.		
<b>Enablement</b>		Enablement may be provided for up to 6 weeks. There is no charge for this service.			Enablement may be provided for up to 6 weeks. There is no charge for this service.		
<b>Safe &amp; Connected</b>							
<b>Weekly charge per client</b>							
Monitoring Service only		5.35	0.00	5.35	5.83	0.00	5.83
Monitoring & Response service		7.55	0.00	7.55	8.23	0.00	8.23
Monitoring & Response & Keep in Touch and extra peripherals service		10.00	0.00	10.00	10.90	0.00	10.90
<b>Equipment &amp; Adaptations</b>							
<b>Under £1,000</b>		no fee			no fee		
For equipment/adaptations in excess of £1,000, there may be a charge subject to financial assessment. For works carried out through the Disabled Facilities Grant process there may also be a charge subject to financial assessment, unless the disabled person for whom work is being completed is a child for whom child benefit is being claimed.		<i>subject to financial assesment</i>			<i>subject to financial assesment</i>		
<b>Emergency Card Scheme</b>							
Weekly charge		1.65	0.00	1.65	1.80	0.00	1.80
Set up costs		11.20	0.00	11.20	12.21	0.00	12.21
Note: Safe & Connected fees also apply							

Description of Fees & Charges	Service is Vatable	LONDON BOROUGH OF ENFIELD PEOPLE DEPARTMENT FEES & CHARGES 2023/24			LONDON BOROUGH OF ENFIELD PEOPLE DEPARTMENT PROPOSED FEES & CHARGES 2024/25		
		Basic £	VAT@ 20% £	Total £	Basic £	VAT@ 20% £	Total £
<b>Blue Badge</b>							
Administration charge (valid for up to 3 years)		10.00	0.00	10.00	10.00	0.00	10.00
		Note : Statutorily set, no change advised.			Note : Statutorily set, no change advised.		
<b>Treatment of an Individuals Capital Resources (determined by Department of Health and Social Care)</b>							
(i) Capital Resources Retained		As published on Gov.uk. Social care charging for local authorities: 2023 to 2024			As published on Gov.uk. Social care charging for local authorities: 2023 to 2024		
(ii) Income Assumed for every £250 in excess of (I) above		as in (i) above			as in (i) above		
(iii) Maximum charge applies where Capital Resources exceed		as in (i) above			as in (i) above		
Interest Charge for late payment		Bank of England base rate plus 1%			Bank of England base rate plus 1%		
Legal charge for setting up agreement		220.00		220.00	239.80		239.80
Property Valuation Fee		326.00		326.00	355.34		355.34
Land Registry Fee		Cost as detailed on gov.uk			Cost as detailed on gov.uk		
Set up Administration costs		357.00		357.00	389.13		389.13
Annual Administration fee		109.00		109.00	118.81		118.81
Termination fee		54.00		54.00	58.86		58.86
Interest charges on Deferred Payment Loans		In line with the current gilt rate, published by the Office for Budget Responsibility (OBR).			In line with the current gilt rate, published by the Office for Budget Responsibility (OBR).		
<b>Minimum Cost</b>							
Minimum cost of the service for charging is set at £2.94 per week from 2023/24.		2.70		2.70	2.94		2.94



Description of Fees & Charges	Statutory Service (Y/N)	Service is VATABLE	LONDON BOROUGH OF ENFIELD ENVIRONMENT & COMMUNITIES (PREV. PLACE) FEES & CHARGES 2023/24			LONDON BOROUGH OF ENFIELD ENVIRONMENT & COMMUNITIES PROPOSED FEES & CHARGES 2024/25		
			Basic £	VAT@ 20% £	Total £	Basic £	VAT@ 20% £	Total £
			<b>ENFIELD PUBLIC SAFETY CENTRE</b>					
<b>Non-police CCTV footage requests and evidence packs to support civil claims:</b>								
Initial request to check if footage exists	N	✓	100.00	20.00	120.00	109.00	22.00	131.00
Evidence pack	N	✓	200.00	40.00	240.00	218.00	44.00	262.00
<b>STREET NAMING &amp; NUMBERING</b>								
List of streets, places & footpaths in LBE (- Alphabetical Street Index) on hard copy or CD	N		66.80	0.00	66.80	73.00	0.00	73.00
Amendments to the LSPF (annual charge)	N		74.10	0.00	74.10	81.00	0.00	81.00
Postage & Packing	N		Standard Council charges apply			Standard Council charges apply		
<b>Numbering New Residential &amp; Commercial Units – per unit</b>	N							
For a single unit	N		155.80	0.00	155.80	170.00	0.00	170.00
5-19 units	N		£693.50 plus £45.16 per unit over 5			£755.90 plus £49.22 per unit over 5		
20-49 units	N		£1,600.00 plus £39.66 per unit over 20			£1,744.00 plus £43.22 per unit over 20		
50-99 units	N		£5,400.00 plus £55.00 per unit over 50			£5,886.00 plus £59.95 per unit over 50		
More than 100 units	N		£8,100.00 plus £55.00 per unit over 50			£8,829.00 plus £59.95 per unit over 50		
Naming a Street – per street	N		389.30	0.00	389.30	425.00	0.00	425.00
Naming a Block – per block	N		259.60	0.00	259.60	283.00	0.00	283.00
Penalty for retrospective engagement with Street Naming & Numbering Process	N		194.80	0.00	194.80	213.00	0.00	213.00
Provision of historical information for Street Naming & Numbering	N		34.90	0.00	34.90	39.00	0.00	39.00
<b>PROVISION OF PLANNING / BUILDING CONTROL INFORMATION</b>								
<b>COPYING / SCANNING</b>	N							
Scan on Demand Service per planning case file for up to 1 hr work	N	✓	24.70	4.94	29.70	27.50	5.50	33.00
Top up charge of £10.00 basic per 30 minutes beyond the initial hour if needed	N	✓	Price on Application			Price on Application		
A4 Sheet (includes VAT at standard rate)	N	✓	7.30	1.46	8.80	8.33	1.67	10.00
Extra Copy (includes VAT at standard rate)	N	✓	0.90	0.18	1.10	1.67	0.33	2.00
A3 Sheet	N	✓	7.30	1.46	8.80	8.33	1.67	10.00
Extra Copy	N	✓	1.40	0.28	1.70	2.50	0.50	3.00
A3 Plan	N	✓	7.30	1.46	8.80	8.33	1.67	10.00
Extra Copy	N	✓	1.40	0.28	1.70	2.50	0.50	3.00
A2 Plan	N	✓	10.90	2.18	13.10	12.50	2.50	15.00
Extra Copy	N	✓	2.10	0.42	2.60	3.33	0.67	4.00
A1 Plan	N	✓	12.10	2.42	14.60	14.17	2.83	17.00
Extra Copy	N	✓	3.30	0.66	4.00	4.17	0.83	5.00
A0 Plan	N	✓	14.30	2.86	17.20	16.67	3.33	20.00
Extra Copy	N	✓	3.70	0.74	4.50	5.00	1.00	6.00
<b>Postage for letters, large letters and packets.</b>	N	✓	Standard Council charges apply			Standard Council charges apply		
<b>BUILDING CONTROL SERVICES</b>								
Viewing Building Control Plans	N	✓	37.40	7.48	44.90	41.67	8.33	50.00
Building control information including Solicitor's enquiries	N	✓	82.00	16.40	98.40	90.00	18.00	108.00
Copy of Decision Notice	N	✓	16.50	3.30	19.80	18.33	3.67	22.00
Copy of Completion Certificate	N	✓	82.00	16.40	98.40	90.00	18.00	108.00
Demolition Notice	N		343.10	0.00	343.10	374.00	0.00	374.00

Description of Fees & Charges	Statutory Service (Y/N)	Service is VATABLE	LONDON BOROUGH OF ENFIELD ENVIRONMENT & COMMUNITIES (PREV. PLACE) FEES & CHARGES 2023/24			LONDON BOROUGH OF ENFIELD ENVIRONMENT & COMMUNITIES PROPOSED FEES & CHARGES 2024/25		
			Basic £	VAT@ 20% £	Total £	Basic £	VAT@ 20% £	Total £
<b>BUILDING CONTROL FEES</b>	N							
<b>Standard Domestic Charges for Estimate of costs less than £200,000</b>	N							
<u>Loft conversions &lt; 40m<sup>2</sup></u>	N							
Full plan	N	√	292.75	58.55	351.30	320.00	64.00	384.00
Inspection charge	N	√	438.38	87.68	526.10	478.33	95.67	574.00
Full Plan & Inspection Charge	N	√	731.58	146.32	877.90	798.33	159.67	958.00
<u>Loft conversions 40m<sup>2</sup> - 60m<sup>2</sup></u>	N							
Full plan	N	√	350.50	70.10	420.60	383.00	77.00	460.00
Inspection charge	N	√	526.00	105.20	631.20	574.00	115.00	689.00
Full Plan & Inspection Charge	N	√	876.50	175.30	1,051.80	957.00	192.00	1,149.00
<u>Each additional 20m<sup>2</sup> over 60m<sup>2</sup></u>	N							
Full plan	N	√	32.92	6.58	39.50	36.67	7.33	44.00
Inspection charge	N	√	49.33	9.87	59.20	54.17	10.83	65.00
Full Plan & Inspection Charge	N	√	82.25	16.45	98.70	90.84	18.16	109.00
<u>Extension &lt;6m<sup>2</sup></u>	N							
Full plan	N	√	256.50	51.30	307.80	280.00	56.00	336.00
Inspection charge	N	√	384.00	76.80	460.80	419.17	83.83	503.00
Full Plan & Inspection Charge	N	√	640.50	128.10	768.60	699.17	139.83	839.00
<u>Extension 6m<sup>2</sup> - 40m<sup>2</sup></u>	N							
Full plan	N	√	297.33	59.47	356.80	325.00	65.00	390.00
Inspection charge	N	√	445.33	89.07	534.40	486.67	97.33	584.00
Full Plan & Inspection Charge	N	√	742.66	148.54	891.20	811.67	162.33	974.00
<u>Extension 40m<sup>2</sup> - 60m<sup>2</sup></u>	N							
Full plan	N	√	364.75	72.95	437.70	398.33	79.67	478.00
Inspection charge	N	√	546.50	109.30	655.80	596.67	119.33	716.00
Full Plan & Inspection Charge	N	√	911.25	182.25	1,093.50	995.00	199.00	1,194.00
<u>Extension 60m<sup>2</sup> - 100m<sup>2</sup></u>	N							
Full plan	N	√	471.92	94.38	566.30	515.00	103.00	618.00
Inspection charge	N	√	707.75	141.55	849.30	772.50	154.50	927.00
Full Plan & Inspection Charge	N	√	1,179.67	235.93	1,415.60	1,287.50	257.50	1,545.00
<u>Each additional 20m<sup>2</sup> over 100m<sup>2</sup></u>	N							
Full plan	N	√	32.92	6.58	39.50	36.67	7.33	44.00
Inspection charge	N	√	49.17	9.83	59.00	54.17	10.83	65.00
Full Plan & Inspection Charge	N	√	82.09	16.41	98.50	90.84	18.16	109.00
<u>Basements as extension above plus</u>	N							
Full plan	N	√	175.75	35.15	210.90	192.50	38.50	231.00
Inspection charge	N	√	263.67	52.73	316.40	288.33	57.67	346.00
Full Plan & Inspection Charge	N	√	439.42	87.88	527.30	480.83	96.17	577.00
<u>Attached garage &lt;30m<sup>2</sup></u>	N							
Full plan	N	√	215.67	43.13	258.80	236.67	47.33	284.00
Inspection charge	N	√	323.83	64.77	388.60	353.33	70.67	424.00
Full Plan & Inspection Charge	N	√	539.50	107.90	647.40	590.00	118.00	708.00

Description of Fees & Charges	Statutory Service (Y/N)	Service is VATABLE	LONDON BOROUGH OF ENFIELD ENVIRONMENT & COMMUNITIES (PREV. PLACE) FEES & CHARGES 2023/24			LONDON BOROUGH OF ENFIELD ENVIRONMENT & COMMUNITIES PROPOSED FEES & CHARGES 2024/25		
			Basic £	VAT@ 20% £	Total £	Basic £	VAT@ 20% £	Total £
<b>BUILDING CONTROL FEES CONTINUED</b>	N							
<b>Standard Domestic Charges for Estimate of costs less than £200,000</b>	N							
<u>Detached garage 30m<sup>2</sup> - 60m<sup>2</sup></u>	N							
Full plan	N	√	215.67	43.13	258.80	236.67	47.33	284.00
Inspection charge	N	√	323.83	64.77	388.60	353.33	70.67	424.00
Full Plan & Inspection Charge	N	√	539.50	107.90	647.40	590.00	118.00	708.00
<u>Through lounge</u>	N							
Full plan	N	√	121.83	24.37	146.20	133.33	26.67	160.00
Inspection charge	N	√	181.92	36.38	218.30	199.17	39.83	239.00
Full Plan & Inspection Charge	N	√	303.75	60.75	364.50	332.50	66.50	399.00
<u>Removal of chimney breasts</u>	N							
Full plan	N	√	121.83	24.37	146.20	133.33	26.67	160.00
Inspection charge	N	√	181.92	36.38	218.30	199.17	39.83	239.00
Full Plan & Inspection Charge	N	√	303.75	60.75	364.50	332.50	66.50	399.00
<u>Installation of new wc/shower/utility</u>	N							
Full plan	N	√	121.83	24.37	146.20	133.33	26.67	160.00
Inspection charge	N	√	181.92	36.38	218.30	199.17	39.83	239.00
Full Plan & Inspection Charge	N	√	303.75	60.75	364.50	332.50	66.50	399.00
<u>Garage conversion</u>	N							
Full plan	N	√	215.67	43.13	258.80	236.67	47.33	284.00
Inspection charge	N	√	323.83	64.77	388.60	353.33	70.67	424.00
Full Plan & Inspection Charge	N	√	539.50	107.90	647.40	590.00	118.00	708.00
<u>Replacement windows up to 5 windows</u>	N							
Full plan	N	√	108.42	21.68	130.10	119.17	23.83	143.00
Inspection charge	N	√	162.66	32.54	195.20	178.33	35.67	214.00
Full Plan & Inspection Charge	N	√	271.08	54.22	325.30	297.50	59.50	357.00
<u>per extra 10 windows</u>	N							
Full plan	N	√	48.25	9.65	57.90	53.33	10.67	64.00
Inspection charge	N	√	68.75	13.75	82.50	75.00	15.00	90.00
Full Plan & Inspection Charge	N	√	117.00	23.40	140.40	128.33	25.67	154.00
<u>Re-roofing</u>	N							
Full plan	N	√	149.33	29.87	179.20	163.33	32.67	196.00
Inspection charge	N	√	222.75	44.55	267.30	243.33	48.67	292.00
Full Plan & Inspection Charge	N	√	372.08	74.42	446.50	406.66	81.34	488.00
<u>New wiring (non competent person)</u>	N							
Full plan	N	√	149.33	29.87	179.20	163.33	32.67	196.00
Inspection charge	N	√	222.75	44.55	267.30	243.33	48.67	292.00
Full Plan & Inspection Charge	N	√	372.08	74.42	446.50	406.66	81.34	488.00
<u>Discount for each multiple works above</u>	N							
Full plan	N	√	44.25	8.85	53.10	49.17	9.83	59.00
Inspection charge	N	√	65.42	13.08	78.50	72.50	14.50	87.00
Full Plan & Inspection Charge	N	√	109.67	21.93	131.60	121.67	24.33	146.00

Description of Fees & Charges	Statutory Service (Y/N)	Service is VATABLE	LONDON BOROUGH OF ENFIELD ENVIRONMENT & COMMUNITIES (PREV. PLACE) FEES & CHARGES 2023/24			LONDON BOROUGH OF ENFIELD ENVIRONMENT & COMMUNITIES PROPOSED FEES & CHARGES 2024/25		
			Basic £	VAT@ 20% £	Total £	Basic £	VAT@ 20% £	Total £
<b>BUILDING CONTROL FEES CONTINUED</b>	N							
<b>NEW BUILD DWELLINGS</b>	N							
(<300m <sup>2</sup> per dwelling)	N							
<b>1 new dwelling</b>	N							
Full plan	N	√	445.25	89.05	534.30	486.67	97.33	584.00
Inspection charge	N	√	667.92	133.58	801.50	729.17	145.83	875.00
Full Plan & Inspection Charge	N	√	1,113.17	222.63	1,335.80	1,215.84	243.16	1,459.00
<b>2-5 dwellings per extra dwelling</b>	N							
Full plan	N	√	149.33	29.87	179.20	163.33	32.67	196.00
Inspection charge	N	√	203.50	40.70	244.20	222.50	44.50	267.00
Full Plan & Inspection Charge	N	√	352.83	70.57	423.40	385.83	77.17	463.00
<b>6 -20 new dwellings per extra dwelling</b>	N							
Full plan	N	√	1,038.50	207.70	1,246.20	1,132.50	226.50	1,359.00
Inspection charge	N	√	1,476.50	295.30	1,771.80	1,610.00	322.00	1,932.00
Full Plan & Inspection Charge	N	√	2,515.00	503.00	3,018.00	2,742.50	548.50	3,291.00
<b>Extra dwelling over 5</b>	N							
Full plan	N	√	108.42	21.68	130.10	119.17	23.83	143.00
Inspection charge	N	√	162.67	32.53	195.20	178.33	35.67	214.00
Full Plan & Inspection Charge	N	√	271.09	54.21	325.30	297.50	59.50	357.00
<b>Flat conversion to form 2 flats</b>	N							
Full plan	N	√	363.92	72.78	436.70	397.50	79.50	477.00
Inspection charge	N	√	546.50	109.30	655.80	596.67	119.33	716.00
Full Plan & Inspection Charge	N	√	910.42	182.08	1,092.50	994.17	198.83	1,193.00
<b>Plus for each additional flat</b>	N							
Full plan	N	√	108.42	21.68	130.10	119.17	23.83	143.00
Inspection charge	N	√	162.67	32.53	195.20	178.33	35.67	214.00
Full Plan & Inspection Charge	N	√	271.09	54.21	325.30	297.50	59.50	357.00
<b>Other works -Estimate of cost:</b>	N							
<b>&lt;£5000</b>	N							
Full plan	N	√	125.83	25.17	151.00	138.33	27.67	166.00
Inspection charge	N	√	191.25	38.25	229.50	209.17	41.83	251.00
<b>£5001 - £10,000</b>	N							
Full plan	N	√	151.25	30.25	181.50	165.00	33.00	198.00
Inspection charge	N	√	227.92	45.58	273.50	249.17	49.83	299.00
<b>£10,001 - £20,000</b>	N							
Full plan	N	√	215.67	43.13	258.80	236.67	47.33	284.00
Inspection charge	N	√	323.83	64.77	388.60	353.33	70.67	424.00
<b>£20,001 - £30,000</b>	N							
Full plan	N	√	278.92	55.78	334.70	305.00	61.00	366.00
Inspection charge	N	√	418.83	83.77	502.60	458.33	91.67	550.00

Description of Fees & Charges	Statutory Service (Y/N)	Service is VATABLE	LONDON BOROUGH OF ENFIELD ENVIRONMENT & COMMUNITIES (PREV. PLACE) FEES & CHARGES 2023/24			LONDON BOROUGH OF ENFIELD ENVIRONMENT & COMMUNITIES PROPOSED FEES & CHARGES 2024/25		
			Basic £	VAT@ 20% £	Total £	Basic £	VAT@ 20% £	Total £
<b>BUILDING CONTROL FEES CONTINUED</b>	N							
<b>Other works -Estimate of cost:</b>								
<b>£30,001 - £40,000</b>	N							
Full plan	N	✓	342.25	68.45	410.70	374.17	74.83	449.00
Inspection charge	N	✓	513.83	102.77	616.60	561.67	112.33	674.00
<b>£40,001 - £50,000</b>	N							
Full plan	N	✓	404.50	80.90	485.40	441.67	88.33	530.00
Inspection charge	N	✓	607.75	121.55	729.30	663.33	132.67	796.00
<b>£50,001 - £60,000</b>	N							
Full plan	N	✓	456.75	91.35	548.10	498.33	99.67	598.00
Inspection charge	N	✓	684.25	136.85	821.10	746.67	149.33	896.00
<b>£60,001 - £70,000</b>	N							
Full plan	N	✓	507.50	101.50	609.00	554.17	110.83	665.00
Inspection charge	N	✓	760.75	152.15	912.90	830.00	166.00	996.00
<b>£70,001 - £80,000</b>	N							
Full plan	N	✓	557.67	111.53	669.20	608.33	121.67	730.00
Inspection charge	N	✓	837.25	167.45	1,004.70	913.33	182.67	1,096.00
<b>£80,001 - £90,000</b>	N							
Full plan	N	✓	607.75	121.55	729.30	663.33	132.67	796.00
Inspection charge	N	✓	912.92	182.58	1,095.50	996.67	199.33	1,196.00
<b>£90,001 - £100,000</b>	N							
Full plan	N	✓	658.67	131.73	790.40	718.33	143.67	862.00
Inspection charge	N	✓	1,018.00	203.60	1,221.60	1,110.00	222.00	1,332.00
<b>£100,001 - £120,000</b>	N							
Full plan	N	✓	709.75	141.95	851.70	774.17	154.83	929.00
Inspection charge	N	✓	1,062.92	212.58	1,275.50	1,159.17	231.83	1,391.00
<b>£120,001 - £140,000</b>	N							
Full plan	N	✓	760.75	152.15	912.90	830.00	166.00	996.00
Inspection charge	N	✓	1,139.50	227.90	1,367.40	1,243.33	248.67	1,492.00
<b>£140,001 - £160,000</b>	N							
Full plan	N	✓	811.83	162.37	974.20	885.00	177.00	1,062.00
Inspection charge	N	✓	1,215.17	243.03	1,458.20	1,324.58	264.92	1,589.50
<b>£160,001 - £180,000</b>	N							
Full plan	N	✓	861.00	172.20	1,033.20	939.17	187.83	1,127.00
Inspection charge	N	✓	1,290.67	258.13	1,548.80	1,407.50	281.50	1,689.00
<b>£180,001 - £200,000</b>	N							
Full plan	N	✓	912.92	182.58	1,095.50	996.67	199.33	1,196.00
Inspection charge	N	✓	1,368.42	273.68	1,642.10	1,492.50	298.50	1,791.00

Description of Fees & Charges	Statutory Service (Y/N)	Service is VATABLE	LONDON BOROUGH OF ENFIELD ENVIRONMENT & COMMUNITIES (PREV. PLACE) FEES & CHARGES 2023/24			LONDON BOROUGH OF ENFIELD ENVIRONMENT & COMMUNITIES PROPOSED FEES & CHARGES 2024/25		
			Basic £	VAT@ 20% £	Total £	Basic £	VAT@ 20% £	Total £
<b>BUILDING CONTROL FEES CONTINUED</b>	N							
<b>Standard Non Domestic Charges for work less than £200,000</b>	N							
<b>Non Domestic New Builds &amp; extensions up to 100m²</b>	N							
<u>Other Residential/Institutional/Assembly/Recreational (&lt;6m²)</u>	N							
Full plan	N	V	256.50	51.30	307.80	280.00	56.00	336.00
Inspection charge	N	V	384.00	76.80	460.80	419.17	83.83	503.00
Full Plan & Inspection Charge	N	V	640.50	128.10	768.60	699.17	139.83	839.00
<u>Industrial and Storage(&lt;6m²)</u>	N							
Full plan	N	V	175.75	35.15	210.90	192.50	38.50	231.00
Inspection charge	N	V	263.67	52.73	316.40	288.33	57.67	346.00
Full Plan & Inspection Charge	N	V	439.42	87.88	527.30	480.83	96.17	577.00
<u>Office and Shops(&lt;6m²)</u>	N							
Full plan	N	V	256.50	51.30	307.80	280.00	56.00	336.00
Inspection charge	N	V	384.00	76.80	460.80	419.17	83.83	503.00
Full Plan & Inspection Charge	N	V	640.50	128.10	768.60	699.17	139.83	839.00
<u>Other Residential/Institutional/Assembly/Recreational (&lt;6-40m²)</u>	N							
Full plan	N	V	350.42	70.08	420.50	382.50	76.50	459.00
Inspection charge	N	V	526.00	105.20	631.20	574.17	114.83	689.00
Full Plan & Inspection Charge	N	V	876.42	175.28	1,051.70	956.67	191.33	1,148.00
<u>Industrial and Storage(&lt;6-40m²)</u>	N							
Full plan	N	V	256.50	51.30	307.80	280.00	56.00	336.00
Inspection charge	N	V	384.00	76.80	460.80	419.17	83.83	503.00
Full Plan & Inspection Charge	N	V	640.50	128.10	768.60	699.17	139.83	839.00
<u>Office and Shops(&lt;6-40m²)</u>	N							
Full plan	N	V	297.33	59.47	356.80	325.00	65.00	390.00
Inspection charge	N	V	471.92	94.38	566.30	515.00	103.00	618.00
Full Plan & Inspection Charge	N	V	769.25	153.85	923.10	840.00	168.00	1,008.00
<u>Other Residential/Institutional/Assembly/Recreational (&lt;40-100m²)</u>	N							
Full plan	N	V	593.33	118.67	712.00	647.50	129.50	777.00
Inspection charge	N	V	889.42	177.88	1,067.30	970.00	194.00	1,164.00
Full Plan & Inspection Charge	N	V	1,482.75	296.55	1,779.30	1,617.50	323.50	1,941.00
<u>Industrial and Storage(&lt;40-100m²)</u>	N							
Full plan	N	V	404.50	80.90	485.40	441.67	88.33	530.00
Inspection charge	N	V	606.75	121.35	728.10	662.50	132.50	795.00
Full Plan & Inspection Charge	N	V	1,011.25	202.25	1,213.50	1,104.17	220.83	1,325.00
<u>Office and Shops(&lt;40-100m²)</u>	N							
Full plan	N	V	471.83	94.37	566.20	515.00	103.00	618.00
Inspection charge	N	V	707.75	141.55	849.30	772.50	154.50	927.00
Full Plan & Inspection Charge	N	V	1,179.58	235.92	1,415.50	1,287.50	257.50	1,545.00
<u>Shop Fit out each 100m2 or part</u>	N							
Full plan	N	V	175.75	35.15	210.90	192.50	38.50	231.00
Inspection charge	N	V	263.67	52.73	316.40	288.33	57.67	346.00
Full Plan & Inspection Charge	N	V	439.42	87.88	527.30	480.83	96.17	577.00
<u>Shop Front</u>	N							
Full plan	N	V	135.00	27.00	162.00	148.33	29.67	178.00
Inspection charge	N	V	202.33	40.47	242.80	221.67	44.33	266.00
Full Plan & Inspection Charge	N	V	337.33	67.47	404.80	370.00	74.00	444.00

Description of Fees & Charges	Statutory Service (Y/N)	Service is VATABLE	LONDON BOROUGH OF ENFIELD ENVIRONMENT & COMMUNITIES (PREV. PLACE) FEES & CHARGES 2023/24			LONDON BOROUGH OF ENFIELD ENVIRONMENT & COMMUNITIES PROPOSED FEES & CHARGES 2024/25		
			Basic £	VAT@ 20% £	Total £	Basic £	VAT@ 20% £	Total £
<b>BUILDING CONTROL FEES CONTINUED</b>	N							
<b>Standard Non Domestic Charges for work less than £200,000</b>	N							
<u>Office Partitioning per 50m run</u>	N							
Full plan	N	✓	135.00	27.00	162.00	148.33	29.67	178.00
Inspection charge	N	✓	202.33	40.47	242.80	221.67	44.33	266.00
Full Plan & Inspection Charge	N	✓	337.33	67.47	404.80	370.00	74.00	444.00
<u>New Windows up to 10</u>	N							
Full plan	N	✓	135.00	27.00	162.00	148.33	29.67	178.00
Inspection charge	N	✓	202.33	40.47	242.80	221.67	44.33	266.00
Full Plan & Inspection Charge	N	✓	337.33	67.47	404.80	370.00	74.00	444.00
<u>Per Extra 10</u>	N							
Full plan	N	✓	47.17	9.43	56.60	52.50	10.50	63.00
Inspection charge	N	✓	67.67	13.53	81.20	74.17	14.83	89.00
Full Plan & Inspection Charge	N	✓	114.84	22.96	137.80	126.67	25.33	152.00
<u>Mezzanine Floor per 500m2 or part</u>	N							
Full plan	N	✓	270.67	54.13	324.80	296.67	59.33	356.00
Inspection charge	N	✓	404.50	80.90	485.40	441.67	88.33	530.00
Full Plan & Inspection Charge	N	✓	675.17	135.03	810.20	738.34	147.66	886.00
<b>Other Works-Estimate of cost:</b>	N							
<b>&lt;£5,000</b>	N							
Full plan	N	✓	125.83	25.17	151.00	138.33	27.67	166.00
Inspection charge	N	✓	191.25	38.25	229.50	209.17	41.83	251.00
<b>£5001-10,000</b>	N							
Full plan	N	✓	151.25	30.25	181.50	165.00	33.00	198.00
Inspection charge	N	✓	227.92	45.58	273.50	249.17	49.83	299.00
<b>£10,001-£20,000</b>	N							
Full plan	N	✓	215.67	43.13	258.80	236.67	47.33	284.00
Inspection charge	N	✓	323.83	64.77	388.60	353.33	70.67	424.00
<b>£20,001-£30,000</b>	N							
Full plan	N	✓	278.92	55.78	334.70	305.00	61.00	366.00
Inspection charge	N	✓	418.83	83.77	502.60	457.50	91.50	549.00
<b>£30,001-£40,000</b>	N							
Full plan	N	✓	342.25	68.45	410.70	374.17	74.83	449.00
Inspection charge	N	✓	513.83	102.77	616.60	561.67	112.33	674.00
<b>£40,001-£50,000</b>	N							
Full plan	N	✓	404.50	80.90	485.40	441.67	88.33	530.00
Inspection charge	N	✓	607.75	121.55	729.30	663.33	132.67	796.00
<b>£50,001-£60,000</b>	N							
Full plan	N	✓	456.75	91.35	548.10	498.33	99.67	598.00
Inspection charge	N	✓	684.25	136.85	821.10	746.67	149.33	896.00
<b>£60,001-£70,000</b>	N							
Full plan	N	✓	507.50	101.50	609.00	554.17	110.83	665.00
Inspection charge	N	✓	760.75	152.15	912.90	830.00	166.00	996.00

Description of Fees & Charges	Statutory Service (Y/N)	Service is VATABLE	LONDON BOROUGH OF ENFIELD ENVIRONMENT & COMMUNITIES (PREV. PLACE) FEES & CHARGES 2023/24			LONDON BOROUGH OF ENFIELD ENVIRONMENT & COMMUNITIES PROPOSED FEES & CHARGES 2024/25		
			Basic £	VAT@ 20% £	Total £	Basic £	VAT@ 20% £	Total £
<b>BUILDING CONTROL FEES CONTINUED</b>	N							
<b>Standard Non Domestic Charges for work less than £200,000</b>	N							
<b>Other Works-Estimate of cost:</b>								
<b>£70,001-£80,000</b>	N							
Full plan	N	√	555.50	111.10	666.60	606.67	121.33	728.00
Inspection charge	N	√	834.33	166.87	1,001.20	910.00	182.00	1,092.00
<b>£80,001-£90,000</b>	N							
Full plan	N	√	607.75	121.55	729.30	663.33	132.67	796.00
Inspection charge	N	√	912.92	182.58	1,095.50	996.67	199.33	1,196.00
<b>£90,001-£100,000</b>	N							
Full plan	N	√	658.67	131.73	790.40	718.33	143.67	862.00
Inspection charge	N	√	987.50	197.50	1,185.00	1,077.50	215.50	1,293.00
<b>£100,001-£120,000</b>	N							
Full plan	N	√	709.75	141.95	851.70	774.17	154.83	929.00
Inspection charge	N	√	1,062.92	212.58	1,275.50	1,159.17	231.83	1,391.00
<b>£120,001-£140,000</b>	N							
Full plan	N	√	760.75	152.15	912.90	830.00	166.00	996.00
Inspection charge	N	√	1,139.50	227.90	1,367.40	1,243.33	248.67	1,492.00
<b>£140,001-£160,000</b>	N							
Full plan	N	√	811.83	162.37	974.20	885.00	177.00	1,062.00
Inspection charge	N	√	1,216.17	243.23	1,459.40	1,326.67	265.33	1,592.00
<b>£160,001-£180,000</b>	N							
Full plan	N	√	861.00	172.20	1,033.20	939.17	187.83	1,127.00
Inspection charge	N	√	1,290.67	258.13	1,548.80	1,407.50	281.50	1,689.00
<b>£180,001-£200,000</b>	N							
Full plan	N	√	912.92	182.58	1,095.50	996.67	199.33	1,196.00
Inspection charge	N	√	1,368.42	273.68	1,642.10	1,492.50	298.50	1,791.00



Description of Fees & Charges	Statutory Service (Y/N)	Service is VATABLE	LONDON BOROUGH OF ENFIELD ENVIRONMENT & COMMUNITIES (PREV. PLACE) FEES & CHARGES 2023/24			LONDON BOROUGH OF ENFIELD ENVIRONMENT & COMMUNITIES PROPOSED FEES & CHARGES 2024/25		
			Basic £	VAT@ 20% £	Total £	Basic £	VAT@ 20% £	Total £
			<b>PLANNING APPLICATION FEES</b>					
Prior Approval under the General Permitted Development Order (Amendment) 2013	Y							
An application which involves the making of any material change in the use of any buildings, or other land under Classes J, K and M of the General Permitted Development Order	Y		80.00	0.00	80.00	120.00	0.00	120.00
Application Type	Y							
Householder	Y							
Relating to one dwelling	Y		206.00	0.00	206.00	258.00	0.00	258.00
Relating to 2 or more dwellings	Y		407.00	0.00	407.00	509.00	0.00	509.00
Certificate of Lawfulness	Y							
Section 191 (1) (c) - Establish Use	Y		234.00	0.00	234.00	293.00	0.00	293.00
Section 191 (1) (a) or (b) - Existing per unit	Y		462.00	0.00	462.00	578.00	0.00	578.00
Section 191 (1) (a) or (b) - Existing 50 units	Y		22,859.00	0.00	22,859.00	30,860.00	0.00	30,860.00
Section 191 (1) (a) or (b) - Existing 51 and over units - per unit	Y		Max 300,000	0.00	Max 300,000	Max 405,000	0.00	Max 405,000
Section 192 - Proposed	Y		Half full fee	0.00	Half full fee	Half full fee	0.00	Half full fee
Outline	Y							
Site area not exceeding 0.5 ha-per 0.1ha	Y		0.00	0.00	0.00	578.00	0.00	578.00
Site area between 0.5 ha and 2.5 ha - per 0.1ha	Y		462.00	0.00	462.00	624.00	0.00	624.00
Site area of 2.5 ha	Y		11,432.00	0.00	11,432.00	15,433.00	0.00	15,433.00
Site in excess of 2.5ha - per 0.1ha	Y		Max 150,000	0.00	Max 150,000	Max 202,500	0.00	Max 202,500
Dwellings	Y							
Per dwelling created - below 50	Y		462.00	0.00	462.00	578.00	0.00	578.00
50 dwellings	Y		22,859.00	0.00	22,859.00	31,200.00	0.00	31,200.00
Per dwelling - above 50	Y		Max 300,000	0.00	Max 300,000	Max 405,000	0.00	Max 405,000
Change of use	Y		462.00	0.00	462.00	578.00	0.00	578.00
Other buildings	Y							
No additional floor space and Floor space up to 40 sq.m	Y		234.00	0.00	234.00	293.00	0.00	293.00
Floor space between 40 sq.m. and 75 sq.m.	Y		462.00	0.00	462.00	578.00	0.00	578.00
Floor space between 75 sq.m. and 3750 sq.m. - for each additional 75 sq.m.	Y		462.00	0.00	462.00	624.00	0.00	624.00
3750 sq.m. created	Y		22,859.00	0.00	22,859.00	31,200.00	0.00	31,200.00
Each additional 75 sq.m. (or part thereof) above 3750 sq.m.	Y		Max 300,000	0.00	Max 300,000	Max 405,000	0.00	Max 405,000
Erection, on land used for the purpose of agriculture	Y							
Works up to 465 sq.m.	Y		96.00	0.00	96.00	120.00	0.00	120.00
Floor space between 465 sq.m. and 540 sq.m.	Y		462.00	0.00	462.00	578.00	0.00	578.00
4215 sq.m. created	Y		22,859.00	0.00	22,859.00	30,860.00	0.00	30,860.00
Each additional 75 sq.m. (or part thereof) above 3750 sq.m.	Y		Max 300,000	0.00	Max 300,000	Max 405,000	0.00	Max 405,000
Floor space between 540 sq.m. and 1000 sq.m. - for each additional 75 sq.m	Y					578.00	0.00	578.00
Floor space between 1000 sq.m. and 4215 sq.m.- for each additional 75 sq.m	Y					624.00	0.00	624.00
Erection of glasshouses on land used for the purposes of agriculture	Y							
Works up to 465 sq.m.	Y		96.00	0.00	96.00	120.00	0.00	120.00
Works creating more than 465 sq.m. but no exceeding 1,000sq.m.	Y		0.00	0.00	0.00	3,225.00	0.00	3,225.00
Works creating more than 1,000sq.m	Y		0.00	0.00	0.00	3,483.00	0.00	3,483.00
The erection, alteration or replacement of plant or machinery	Y							
Site area not exceeding 5ha- each 0.1ha or part thereof	Y		462.00	0.00	462.00	624.00	0.00	624.00
Site area of 5ha	Y		22,859.00	0.00	22,859.00	30,860.00	0.00	30,860.00

Description of Fees & Charges	Statutory Service (Y/N)	Service is VATABLE	LONDON BOROUGH OF ENFIELD ENVIRONMENT & COMMUNITIES (PREV. PLACE) FEES & CHARGES 2023/24			LONDON BOROUGH OF ENFIELD ENVIRONMENT & COMMUNITIES PROPOSED FEES & CHARGES 2024/25		
			Basic £	VAT@ 20% £	Total £	Basic £	VAT@ 20% £	Total £
			Site area in excess of 5ha - each additional 0.1ha or part thereof	Y		Max 300,000	0.00	Max 300,000
The carrying out of any operations not coming within any of the above categories - for each 0.1 ha of site area	Y		£234 up to a max of £2028	0.00	£234 up to a max of £2028	£293 up to a max of £2535	0.00	£293 up to a max of £2535
Operations connected with exploratory drilling for oil or natural gas	Y							
Site area not exceeding 7.5 ha - for each 0.1 ha of site area	Y		508.00	0.00	508.00	686.00	0.00	686.00
Site area of 7.5 ha	Y		38,070.00	0.00	38,070.00	51,395.00	0.00	51,395.00
Per 0.1ha in excess of 7.5ha	Y		Max 300,000	0.00	Max 300,000	Max 405,000	0.00	Max 405,000
Winning and working of materials	Y							
Per 0.1 ha site area to maximum 15 ha	Y		234.00	0.00	234.00	316.00	0.00	316.00
Site area of 15 ha	Y		34,934.00	0.00	34,934.00	47,161.00	0.00	47,161.00
Per 0.1 ha site area in excess of 15 ha	Y		£138 up to a max of £78,000	0.00	£138 up to a max of £78,000	£186 up to a max of £105,300	0.00	£186 up to a max of £105,300
Disposal of refuse or waste materials or for the deposit of material remaining after minerals have been extracted from the land or for the storage of minerals in the open.	Y							
Per 0.1 ha site area to maximum 15 ha	Y		234.00	0.00	234.00	316.00	0.00	316.00
Site area of 15 ha	Y		34,934.00	0.00	34,934.00	47,161.00	0.00	47,161.00
Per 0.1 ha site area in excess of 15 ha	Y		£138 up to a max of £78,000	0.00	£138 up to a max of £78,000	£186 up to a max of £105,300	0.00	£186 up to a max of £105,300
Construction of car parks, service roads and access for the purpose of a single undertaking	Y		234.00	0.00	234.00	293.00	0.00	293.00
Extant Planning Permission	Y							
Non-Material Amendment	Y							
Householder	Y		34.00	0.00	34.00	43.00	0.00	43.00
All other applications	Y		234.00	0.00	234.00	293.00	0.00	293.00
Minor Material Amendment	Y		234.00	0.00	234.00	293.00	0.00	293.00
Reserved matters	Y		462.00	0.00	462.00	578.00	0.00	578.00
For non-compliance with conditions, variation or renewal of a temporary permission	Y		234.00	0.00	234.00	293.00	0.00	293.00
Householder	Y		34.00	0.00	34.00	43.00	0.00	43.00
All other applications	Y		116.00	0.00	116.00	145.00	0.00	145.00
Playing Fields	Y		462.00	0.00	462.00	578.00	0.00	578.00
Telecoms prior approval	Y		462.00	0.00	462.00	578.00	0.00	578.00
Buildings and roads constructed under PD for agriculture/forestry			96.00	0.00	96.00	120.00	0.00	120.00
Demolition prior approval			96.00	0.00	96.00	120.00	0.00	120.00
Advert to premises			132.00	0.00	132.00	165.00	0.00	165.00
Directional advert			132.00	0.00	132.00	165.00	0.00	165.00
All other adverts			462.00	0.00	462.00	578.00	0.00	578.00
Providing written confirmation of compliance with planning permission, including a site visit	N	Y	428.90	0.00	428.90	390.00	78.00	468.00
Local Land Charges plan checking service (To confirm correct addresses, parcels of land and search fee in advance of search submission) £7.55 per 15 minutes	N		7.55	0.00	7.55	9.00	0.00	9.00
<b>Administration Fee where a planning application fails to meet the Local/National Validation Requirements and is returned</b>	N							

Description of Fees & Charges	Statutory Service (Y/N)	Service is VATABLE	LONDON BOROUGH OF ENFIELD ENVIRONMENT & COMMUNITIES (PREV. PLACE) FEES & CHARGES 2023/24			LONDON BOROUGH OF ENFIELD ENVIRONMENT & COMMUNITIES PROPOSED FEES & CHARGES 2024/25		
			Basic £	VAT@ 20% £	Total £	Basic £	VAT@ 20% £	Total £
			Householder/ Certificate of Lawful Use or Development	N		50.00	0.00	50.00
Minor works and other	N		100.00	0.00	100.00	109.00	0.00	109.00
Major works	N		200.00	0.00	200.00	218.00	0.00	218.00
	N							
Administration charge for uploading a planning application received by post or email in place of a Planning Portal submission (Minimum charge £30.00)	N	√	Price on Application			54.17	10.83	65.00
Charge where planning application found to be invalid	N		20% of application fee			20% of application fee		
<b>Coordinated Development Process &amp; Sustainability Assessment Services-Development Control</b>								
Permission in Principal	Y		£439.50 per 0.1 ha		£439.50 per 0.1ha	£439.50 per 0.1 ha		£439.50 per 0.1ha
<b>Coordinated Plan Drawing and Approval Service</b>								
	N							
<b>N.B. 20% discount on Building Control Application fees included in the fees shown below.</b>								
	N							
Single Storey Extension	N	√	2,093.17	418.63	2,511.80	2,282.50	456.50	2,739.00
Two Storey Extension	N	√	2,552.50	510.50	3,063.00	2,783.33	556.67	3,340.00
Loft Conversion	N	√	2,449.50	489.90	2,939.40	2,670.00	534.00	3,204.00
Combination Loft & Extension	N	√	3,879.92	775.98	4,655.90	4,230.00	846.00	5,076.00
Lawful Development Certificate	N	√	117.67	23.53	141.20	129.17	25.83	155.00
<b>CONTAMINATED LAND INFORMATION</b>								
Contaminated Land Enquiry - Site History - where records are held	N		183.90	0.00	183.90	201.00	0.00	201.00
<b>DEVELOPMENT CONTROL SERVICES</b>								
Provision of Information including Solicitors & Developers Inquires - per hour (1 hour minimum charge)	N		76.10	0.00	76.10	83.00	0.00	83.00
Providing written confirmation of compliance with planning permission, including a site visit.	N	√	357.50	71.50	429.00	390.00	78.00	468.00
London Local Authorities (Charges for Stopping Up Orders) Regulations 2000	N		3,620.50	0.00	3,620.50	3,947.00	0.00	3,947.00
Dangerous Structures Call Out (minimal charge £125 per hour - Mon-Fri 9am - 5pm, £187.50 per hour OOH)						Hourly rates applied		
Re-activation Fee (projects laid dormant for more than 3 years) Minimum fee £250 or 2 hours of surveyors time. (18 month time limit)						Price on Application		
<b>PUBLIC REGISTER COPIES</b>								
IPC Authorised Premises Provision of copies – per premise – per officer half hour or part	N		32.20	0.00	32.20	36.00	0.00	36.00
Environmental Regulation of Industrial Plant	N		Price on Application			Price on Application		
Fee for a formal complaint made in respect of high hedges and trees, under part 8 of the Anti-Social Behaviour Act 2003	N		1,306.10	0.00	1,306.10	1,424.00	0.00	1,424.00

Description of Fees & Charges	Statutory Service (Y/N)	Service is VATABLE	LONDON BOROUGH OF ENFIELD ENVIRONMENT & COMMUNITIES (PREV. PLACE) FEES & CHARGES 2023/24			LONDON BOROUGH OF ENFIELD ENVIRONMENT & COMMUNITIES PROPOSED FEES & CHARGES 2024/25		
			Basic £	VAT@ 20% £	Total £	Basic £	VAT@ 20% £	Total £
			<b>Design Panel Fees</b>					
<b>First Meeting:</b>	N							
Design Workshop	N	✓	5,000.00	1,000.00	6,000.00	5,650.00	1,130.00	6,780.00
Design Review	N	✓	5,000.00	1,000.00	6,000.00	5,650.00	1,130.00	6,780.00
Small Major	N	✓	1,650.00	330.00	1,980.00	1,800.00	360.00	2,160.00
Desktop Meeting	N	✓	2,500.00	500.00	3,000.00	2,750.00	550.00	3,300.00
Focus Review	N	✓	2,500.00	500.00	3,000.00	2,750.00	550.00	3,300.00
<b>Follow Up Meeting/s</b>	N							
Design Workshop	N	✓	4,000.00	700.08	4,700.10	4,650.00	930.00	5,580.00
Design Review	N	✓	4,000.00	700.08	4,700.10	4,650.00	930.00	5,580.00
<b>Provision of Strategic Planning and Design Information</b>								
<b>Photocopying and Printing</b>	N							
A4 Sheet	N	✓	7.33	1.47	8.80	8.33	1.67	10.00
Extra Copy	N	✓	1.00	0.20	1.20	2.50	0.50	3.00
Map on A3 sheet	N	✓	14.58	2.92	17.50	16.67	3.33	20.00
Map on A2 sheet	N	✓	17.00	3.40	20.40	19.17	3.83	23.00
Map on A1 sheet	N	✓	23.42	4.68	28.10	26.67	5.33	32.00
Document >50 pages	N	✓	11.83	2.37	14.20	13.33	2.67	16.00
Document >100pages	N	✓	19.90	3.98	23.90	22.50	4.50	27.00
Document >200 pages	N	✓	35.08	7.02	42.10	39.17	7.83	47.00
Document >300 pages	N	✓	52.58	10.52	63.10	58.33	11.67	70.00
Document >400 pages	N	✓	70.08	14.02	84.10	77.50	15.50	93.00
Postage for letters, large letters and packets	N	✓	Standard Council charges apply			Standard Council charges apply		

Description of Fees & Charges	Statutory Service (Y/N)	Service is VATABLE	LONDON BOROUGH OF ENFIELD ENVIRONMENT & COMMUNITIES (PREV. PLACE) FEES & CHARGES 2023/24			LONDON BOROUGH OF ENFIELD ENVIRONMENT & COMMUNITIES PROPOSED FEES & CHARGES 2024/25		
			Basic £	VAT@ 20% £	Total £	Basic £	VAT@ 20% £	Total £
			<b>ENVIRONMENTAL PERMITTING (PPC)</b>					
Statutory fee (set by DEFRA)	Y							
LAPPC Application Fees:	Y							
Application for an environmental permit part B - Standard Activities	Y		1,650.00	0.00	1,650.00	1,650.00	0.00	1,650.00
Additional Fee for operating without a permit	Y		1,137.00	0.00	1,188.00	1,188.00	0.00	1,188.00
PVRI, SWOB and Dry Cleaners Reduced Fee Activities	Y		155.00	0.00	155.00	155.00	0.00	155.00
PVRI & II Combined	Y		257.00	0.00	257.00	257.00	0.00	257.00
VRs and Other Reduced Fee Activities	Y		362.00	0.00	362.00	362.00	0.00	362.00
Reduced fee activities: Additional fee for operating without a permit	Y		71.00	0.00	71.00	71.00	0.00	71.00
Mobile screening and crushing plant	Y		362.00	0.00	362.00	362.00	0.00	362.00
Application fee for mobile crusher3rd - 7th Permit	Y		362.00	0.00	362.00	362.00	0.00	362.00
Application fee for mobile crusher 8th Permit and higher	Y		362.00	0.00	362.00	362.00	0.00	362.00
Where an application for any of the above is for a combined Part B and waste application, add an extra £297 to the above amounts	Y		279.00	0.00	279.00	279.00	0.00	279.00
LAPPC Annual Subsistence Charge	Y							
Standard Processes- Low Risk	Y		772.00	0.00	772.00	772.00	0.00	772.00
Standard Processes- Low Risk - Additional charge where a permit is for a combined Part B & Waste installation	Y		99.00	0.00	99.00	99.00	0.00	99.00
Standard Processes- Medium Risk	Y		1,161.00	0.00	1,161.00	1,161.00	0.00	1,161.00
Standard Processes- Medium Risk - Additional charge where a permit is for a combined Part B & Waste installation	Y		149.00	0.00	149.00	149.00	0.00	149.00
Standard Processes- High Risk	Y		1,747.00	0.00	1,747.00	1,747.00	0.00	1,747.00
Standard Processes- High Risk - Additional charge where a permit is for a combined Part B & Waste installation	Y		198.00	0.00	198.00	198.00	0.00	198.00
Annual Subsistence Fee - Reduced Fee Activity - Low Risk	Y		79.00	0.00	79.00	79.00	0.00	79.00
Annual Subsistence Fee - Reduced Fee Activity - Medium Risk	Y		158.00	0.00	158.00	158.00	0.00	158.00
Annual Subsistence Fee - Reduced Fee Activity - High Risk	Y		237.00	0.00	237.00	237.00	0.00	237.00
Annual Subsistence Fee - Reduced Fee Activity PVR I+II -Low Risk	Y		113.00	0.00	113.00	113.00	0.00	113.00
Annual Subsistence Fee - Reduced Fee Activity PVR I+II -Medium Risk	Y		228.00	0.00	228.00	228.00	0.00	228.00
Annual Subsistence Fee - Reduced Fee Activity PVR I+II -High Risk	Y		341.00	0.00	341.00	341.00	0.00	341.00
Annual Subsistence Fee - Vehicle Respraying + other processes in this category - Low Risk	Y		228.00	0.00	228.00	228.00	0.00	228.00
Annual Subsistence Fee - Vehicle Respraying + other processes in this category - Medium Risk	Y		365.00	0.00	365.00	365.00	0.00	365.00

Description of Fees & Charges	Statutory Service (Y/N)	Service is VATABLE	LONDON BOROUGH OF ENFIELD ENVIRONMENT & COMMUNITIES (PREV. PLACE) FEES & CHARGES 2023/24			LONDON BOROUGH OF ENFIELD ENVIRONMENT & COMMUNITIES PROPOSED FEES & CHARGES 2024/25		
			Basic £	VAT@ 20% £	Total £	Basic £	VAT@ 20% £	Total £
			<b>ENVIRONMENTAL PERMITTING (PPC) CONTINUED</b>					
Annual Subsistence Fee - Vehicle Respraying + other processes in this category - High Risk	Y		548.00	0.00	548.00	548.00	0.00	548.00
Annual Subsistence Fee - Mobile Crushing - Low Risk	Y		228.00	0.00	228.00	228.00	0.00	228.00
Annual Subsistence Fee - Mobile Crushing - Medium Risk	Y		365.00	0.00	365.00	365.00	0.00	365.00
Annual Subsistence Fee - Mobile Crushing - High Risk	Y		548.00	0.00	548.00	548.00	0.00	548.00
Annual Subsistence Fee - Mobile Crushing 3rd - 7th Permits - Low Risk	Y		228.00	0.00	228.00	228.00	0.00	228.00
Annual Subsistence Fee - Mobile Crushing 3rd - 7th Permits - Medium Risk	Y		365.00	0.00	365.00	365.00	0.00	365.00
Annual Subsistence Fee - Mobile Crushing 3rd - 7th Permits - High Risk	Y		548.00	0.00	548.00	548.00	0.00	548.00
Annual Subsistence Fee - Mobile Crushing 8th & subsequent permits - Low Risk	Y		228.00	0.00	228.00	228.00	0.00	228.00
Annual Subsistence Fee - Mobile Crushing 8th & subsequent permits - Medium Risk	Y		365.00	0.00	365.00	365.00	0.00	365.00
Annual Subsistence Fee - Mobile Crushing 8th & subsequent permits - High Risk	Y		548.00	0.00	548.00	548.00	0.00	548.00
Late payment fee	Y		52.00	0.00	52.00	52.00	0.00	52.00
Where a Part B installation is subject to reporting under E-PRTR Regulation add an extra £99 to the above amounts	Y		99.00	0.00	99.00	99.00	0.00	99.00
Where subsistence charges are paid in four equal instalments the total amount payable is increased by £36	Y							
Transfer & Surrender	Y							
Standard process transfer	Y		169.00	0.00	169.00	169.00	0.00	169.00
Standard process partial transfer	Y		497.00	0.00	497.00	497.00	0.00	497.00
Surrender: all Part B activities	Y							
Reduced fee activities: transfer	Y							
Reduced fee activities: partial transfer	Y		47.00	0.00	47.00	47.00	0.00	47.00
Temporary transfer for mobiles: first transfer	Y		53.00	0.00	53.00	53.00	0.00	53.00
Temporary transfer for mobiles: repeat following enforcement or warning	Y		53.00	0.00	53.00	53.00	0.00	53.00
Substantial Change	Y							
Standard process	Y		1,005.00	0.00	1,005.00	1,005.00	0.00	1,005.00
Standard process where the substantial change results in a new PPC activity	Y		1,579.00	0.00	1,579.00	1,579.00	0.00	1,579.00
Reduced fee activities	Y		98.00	0.00	98.00	98.00	0.00	98.00
LA-IPPC Charges:	Y							
Application	Y		3,363.00	0.00	3,363.00	3,363.00	0.00	3,363.00
Additional fee for operating without a permit	Y		1,188.00	0.00	1,188.00	1,188.00	0.00	1,188.00
Annual subsistence fee: Low risk	Y		1,343.00	0.00	1,343.00	1,343.00	0.00	1,343.00
Annual subsistence fee: Medium risk	Y		1,507.00	0.00	1,507.00	1,507.00	0.00	1,507.00
Annual subsistence fee: High risk	Y		2,230.00	0.00	2,230.00	2,230.00	0.00	2,230.00
Late payment fee	Y		52.00	0.00	52.00	52.00	0.00	52.00
Substantial variation	Y		1,368.00	0.00	1,368.00	1,368.00	0.00	1,368.00
Transfer	Y		235.00	0.00	235.00	235.00	0.00	235.00
Partial transfer	Y		698.00	0.00	698.00	698.00	0.00	698.00
Surrender	Y		698.00	0.00	698.00	698.00	0.00	698.00
Where subsistence charges are paid in four equal instalments the total amount payable is increased by £36	Y							
<b>CYCLE PARKING CHARGES</b>								
Station hub cycle parking membership	N	V	11.25	2.25	13.50	60.00	12.00	72.00
Residential secure cycle parking membership	N	V	11.25	2.25	13.50	60.00	12.00	72.00

Description of Fees & Charges	Statutory Service (Y/N)	Service is VATABLE	LONDON BOROUGH OF ENFIELD ENVIRONMENT & COMMUNITIES (PREV. PLACE) FEES & CHARGES 2023/24			LONDON BOROUGH OF ENFIELD ENVIRONMENT & COMMUNITIES PROPOSED FEES & CHARGES 2024/25		
			Basic £	VAT@ 20% £	Total £	Basic £	VAT@ 20% £	Total £
			<b>ADOPTED ROAD ENQUIRIES</b>					
Highway Search Enquiry - Single Property	N		56.60	0.00	56.60	62.00	0.00	62.00
Highway Search Enquiry - Site comprising multiple properties	N		113.20	0.00	113.20	124.00	0.00	124.00
<b>TRAFFIC ORDER</b>								
Permanent TMO (Single Restriction)			0.00	0.00	0.00	2,500.00	0.00	2,500.00
Permanent TMO (Multiple restrictions)ajor)						Price on Application		
S14.1 TTO or S14.2 Notice five days duration or less	N		3,054.60	0.00	3,054.60	3,330.00	0.00	3,330.00
Road Closure for Filming (Notice & Order)	N		1,050.10	0.00	1,050.10	1,145.00	0.00	1,145.00
A Special Event Orders - (excluding community street parties)	N		1,050.10	0.00	1,050.10	1,145.00	0.00	1,145.00
Temporary Traffic Orders to support Major Events (over 10,000 people)	N		5,537.60	0.00	5,537.60	6,036.00	0.00	6,036.00
Temporary Traffic Order to support Major Events (up to 5,000)	N					3,330.00	0.00	3,330.00
Temporary Traffic Orders to support Major Events (5,000 - 10,000 people)	N		4,295.50	0.00	4,295.50	4,683.00	0.00	4,683.00
Approval by the Highway authority to close a road for a community street party	N		56.20	0.00	56.20	0.00	0.00	0.00
Approval by the Highway authority to close a road for other community event on the highway (including provision of road closure barriers by the authority)	N		Price on Application			Price on Application		
<b>TRANSPORTATION PLANNING</b>								
S115E Licence - single site	N		1,019.30	0.00	1,019.30	1,112.00	0.00	1,112.00
S115E Licence - for each additional site on same licence	N		119.00	0.00	119.00	130.00	0.00	130.00
<b>TRANSPORTATION SERVICES</b>								
Monitoring outputs of travel plans secured by S106 Obligations - Framework Travel Plan	N		Flat contribution of £3,065 + annual contribution of £612 for the life of the travel plan			Flat contribution of <b>£3,500</b> + annual contribution of <b>£700</b> for the life of the travel plan		
Monitoring outputs of travel plans secured by S106 Obligations - Single Phase of Development	N		6,125.80	0.00	6,125.80	7,000.00	0.00	7,000.00
S247 Stopping-Up Order - Relating to Minor Planning Application	N		4,568.10	0.00	4,568.10	4,980.00	0.00	4,980.00
S247 Stopping-Up Order - Relating to Major Planning Application	N		7,613.40	0.00	7,613.40	8,299.00	0.00	8,299.00
Public Path Diversion Order - (The Local Authorities (Recovery of Costs for Public Path Orders) Regulations 1993)	N		Price on Application			Price on Application		
Mobility assessment to support application for disabled parking bay	N		294.80	0.00	294.80	322.00	0.00	322.00
Application for temporary directional signage	N		147.10	0.00	147.10	161.00	0.00	161.00
Temporary directional signs returnable deposit to cover costs in removing the signs in default	N		122.40	0.00	122.40	134.00	0.00	134.00
Requests for Advice and Policy Guidance on Directional Signs	N		73.60	0.00	73.60	81.00	0.00	81.00
Checking fee for S38 Agreements (value of works based on current LBE term contract rates) (not subject to VAT)	N		Flat rate of £4,290 for works up to £10,000 in value + 12% of the value of works over £10,000 + actual cost to accrue street lighting etc. into PFI contract			Flat rate of <b>£4,676</b> for works up to £10,000 in value + 12% of the value of works over £10,000 + actual cost to accrue street lighting etc. into PFI contract		
Checking & supervision fee for S278 Agreements (value of works based on current LBE term contract rates) (not subject to VAT)	N		Flat rate of £4,290 for works up to £10,000 in value + 12% of the value of works over £10,000 + actual cost to accrue street lighting etc. into PFI contract			Flat rate of <b>£4,676</b> for works up to £10,000 in value + 12% of the value of works over £10,000 + actual cost to accrue street lighting etc. into PFI contract		

Description of Fees & Charges	Statutory Service (Y/N)	Service is VATABLE	LONDON BOROUGH OF ENFIELD ENVIRONMENT & COMMUNITIES (PREV. PLACE) FEES & CHARGES 2023/24			LONDON BOROUGH OF ENFIELD ENVIRONMENT & COMMUNITIES PROPOSED FEES & CHARGES 2024/25		
			Basic £	VAT@ 20% £	Total £	Basic £	VAT@ 20% £	Total £
			<b>Enforcement of Temporary Traffic Orders - Resident &amp; Business bays, waiting and loading:</b>					
Admin fee	N		128.30	0.00	128.30	140.00	0.00	140.00
Cancellation charge	N		63.70	0.00	63.70	70.00	0.00	70.00
Enforcement by Civil Enforcement Officer per day	N		91.80	0.00	91.80	101.00	0.00	101.00
Cost of an Enforcement notice	N	Y	39.25	7.85	47.10	43.33	8.67	52.00
Use of removal vehicle (per removal)	Y		200.00	0.00	200.00	200.00	0.00	200.00
Please note the charges for Enforcement detailed above are separate and in addition to any charges which the applicant may incur in obtaining a Temporary Traffic Order or Street Works permits	Y							
<b>Parking</b>								
<b>Tariff- On Street</b>								
15 minutes			0.70		0.70	0.80	0.00	0.80
30 minutes			1.40		1.40	1.60	0.00	1.60
1 hour			2.80		2.80	3.20	0.00	3.20
2 hours			5.60		5.60	6.40	0.00	6.40
3 hours (North Middlesex Hospital area only)			7.00		7.00	7.80	0.00	7.80
4 hours (North Middlesex Hospital area only)			8.00		8.00	8.80	0.00	8.80
<b>Tariff- Off-street</b>								
<b>Mon-Sat</b>								
Up to 1 hour:			1.40		1.40	1.50	0.00	1.50
1-3 hours:			2.80		2.80	3.00	0.00	3.00
3-5 hours:			6.40		6.40	7.00	0.00	7.00
Over 5 hours:			10.00		10.00	11.00	0.00	11.00
<b>Sunday</b>								
Up to 3 hours			Free			Free		
3-5 hours			6.40		6.40	7.00	0.00	7.00
Over 5 hours			10.00		10.00	11.00	0.00	11.00
Car Park Season Ticket Inner Zone Annual						880.00	220.00	1,100.00
Car Park Season Ticket Inner Zone Monthly						88.00	22.00	110.00
Car Park Season Ticket Outer Zone Annual						440.00	110.00	550.00
Car Park Season Ticket Outer Zone Monthly						44.00	11.00	55.00
<b>FOOTPATH CROSSINGS &amp; PATHS ACROSS VERGES</b>								
Costs associated with amending Traffic Management Orders to facilitate footway crossovers in Controlled Parking Zones	N		178.00	0.00	178.00	195.00	0.00	195.00
Application for Footway Crossovers - The Local Authorities (Transport Charges) Regulation 1998. The application process includes a maximum of three site visits.	N		239.20	0.00	239.20	264.00	0.00	264.00
Additional Site visits for approval and estimation of vehicle crossover applications. Up to half hour of officer's time per visit.	N		46.80	0.00	46.80	56.00	0.00	56.00



Description of Fees & Charges	Statutory Service (Y/N)	Service is VATABLE	LONDON BOROUGH OF ENFIELD ENVIRONMENT & COMMUNITIES (PREV. PLACE) FEES & CHARGES 2023/24			LONDON BOROUGH OF ENFIELD ENVIRONMENT & COMMUNITIES PROPOSED FEES & CHARGES 2024/25		
			Basic £	VAT@ 20% £	Total £	Basic £	VAT@ 20% £	Total £
			Construction of a crossover <b>per square metre</b> in paving slabs/blocks or asphalt. Excluding existing obstructions e.g. street lighting columns, street furniture, trees or utility apparatus. <b>Note:</b> Where a footway is currently constructed in asphalt / tarmacadam a new footway crossing will only be permitted to be constructed in asphalt / tarmacadam	N		267.90	0.00	267.90
Uplift on the cost per square metre for constructing a crossover where restricted working hours apply	N		30.40	0.00	30.40	45.00	0.00	45.00
Provision of a footway crossover when constructed as part of a planned footway reconstruction scheme - <b>(20%discount</b> on full price shown above) (per square metre). Note: crossover specification to comply with scheme construction.	N		214.30	0.00	214.30	238.00	0.00	238.00
<b>There will be no discount where it is identified that a resident is crossing the footway illegally and contributing to damage of the footway.</b>	N							
Renewal of existing White line Entrance Marking on Highway	N		190.30	0.00	190.30	210.00	0.00	210.00
New White line Entrance Marking on Highway	N		190.30	0.00	190.30	210.00	0.00	210.00
White line Entrance marking application charge (if work not progressed admin fee to be charged)	N		79.80	0.00	79.80	89.00	0.00	89.00
Application for Heavy Duty Footway crossover - The Local Authorities (Transport Charges) Regulation 1998	N		1,143.60	0.00	1,143.60	1,249.00	0.00	1,249.00
Construction and site supervision of Heavy Duty crossover excluding statutory utility diversions.	N		Price on Application					

Description of Fees & Charges	Statutory Service (Y/N)	Service is VATABLE	LONDON BOROUGH OF ENFIELD ENVIRONMENT & COMMUNITIES (PREV. PLACE) FEES & CHARGES 2023/24			LONDON BOROUGH OF ENFIELD ENVIRONMENT & COMMUNITIES PROPOSED FEES & CHARGES 2024/25		
			Basic £	VAT@ 20% £	Total £	Basic £	VAT@ 20% £	Total £
			<b>PROVISION OF STREET SEATS</b>					
Per seat (Estimate will be provided on request at actual contractors cost, officer time and actual cost of plaque)	N			Price on Application			Price on Application	
<b>PROVISION OF STREET NAME PLATES</b>								
Per Street Name Plate	N			Price on Application			Price on Application	
Relocation only of existing Street Name Plate for footway crossing application	N			Price on Application			Price on Application	
<b>LICENCE FOR SKIPS</b>								
Inspection fee for skip placed off highway	N		87.60	0.00	87.60	97.00	0.00	97.00
Skip Licence - 14 days	N		87.60	0.00	87.60	97.00	0.00	97.00
Continuation Licence - 14 days	N		87.60	0.00	87.60	97.00	0.00	97.00
Attend to unlit skip on the highway and make safe	N		208.90	0.00	208.90	230.00	0.00	230.00
<b>LICENCE FOR HOARDING/SCAFFOLDING</b>								
Deposit before commencement of works (refundable against damage) Per square metre of highway occupied by scaffold/hoarding( <b>minimum deposit of £500</b> )	N		50.00	0.00	50.00	50.00	0.00	50.00
<b>Licence:</b>	N							
<b>Application Fee</b> all scaffolds/hoardings (Non Refundable)	N		159.40	0.00	159.40	175.00	0.00	175.00
<b>Licence Fee for 30 days</b> per square metre of highway occupied by scaffold/hoarding ( <b>minimum cost to be £292, max to be £2,920</b> )	N		29.20	0.00	29.20	32.00	0.00	32.00
<b>Licence Extension Fee</b> for each 30 day period per square metre of highway occupied by scaffold/hoarding <b>UP TO 180 DAYS (minimum cost to be £292, max to be £2,920)</b>	N		29.20	0.00	29.20	32.00	0.00	32.00
<b>Charge for additional inspections £80.00 per hour (min 1hr)</b>	N		84.70	0.00	84.70	93.00	0.00	93.00
<b>LICENCE FOR THE ISSUE OF A STREET WORKS LICENCE UNDER S50 OF THE NEW ROADS &amp; STREET WORKS ACT 1991</b>								
Administration fee	N		327.90	0.00	327.90	358.00	0.00	358.00
Capitalisation fee in lieu of annual charge	N		1,508.20	0.00	1,508.20	1,644.00	0.00	1,644.00
Capitalisation fee in lieu of annual charge for Major Service Licence	N		2,246.00	0.00	2,246.00	2,449.00	0.00	2,449.00
Inspection Fee	N		379.60	0.00	379.60	414.00	0.00	414.00
Weekly Inspection Fee for Major Service Licence	N		56.20	0.00	56.20	62.00	0.00	62.00
Refundable Deposit (subject to satisfactory inspection of works at end of guarantee period) - per square metre for reinstatements up to 5 M <sup>2</sup>	N		247.10	0.00	247.10	270.00	0.00	270.00
over 5M <sup>2</sup> - per square metre for reinstatements	N		202.10	0.00	202.10	221.00	0.00	221.00

Description of Fees & Charges	Statutory Service (Y/N)	Service is VATABLE	LONDON BOROUGH OF ENFIELD ENVIRONMENT & COMMUNITIES (PREV. PLACE) FEES & CHARGES 2023/24			LONDON BOROUGH OF ENFIELD ENVIRONMENT & COMMUNITIES PROPOSED FEES & CHARGES 2024/25		
			Basic £	VAT@ 20% £	Total £	Basic £	VAT@ 20% £	Total £
			Collaborative planning & installation of services assistance (multi-services applications only)	N		1,280.20	0.00	1,280.20
Bond payable to cover any penalty payments associated with the works	N		Price on Application			Price on Application		
<b>APPLICATION FOR AUTHORITY TO EXECUTE WORKS ON THE HIGHWAY</b>								
Administration fee	N		327.90	0.00	327.90	358.00	0.00	358.00
Inspection Fee 1-7 Excavations	N		393.10	0.00	393.10	429.00	0.00	429.00
Inspection Fee 8-14 Excavations	N		589.60	0.00	589.60	643.00	0.00	643.00
Refundable Deposit (subject to satisfactory inspection of works at end of guarantee period) - per square metre for reinstatements up to 5 M <sup>2</sup>	N		500.00	0.00	500.00	545.00	0.00	545.00
over 5M <sup>2</sup> - per square metre for reinstatements	N		300.00	0.00	300.00	327.00	0.00	327.00
<b>LICENCE FOR CRANES/OVERSAILING</b>								
Application Fee for Cranes/Oversailing (Non refundable)	N		233.40	0.00	233.40	260.00	0.00	260.00
Licence for Cranes on the highway - per day	N		233.40	0.00	233.40	260.00	0.00	260.00
Licence for Oversail over the highway - per day (minimum 1 day)	N		13.60	0.00	13.60	Price on Application		
Charge for additional inspections - complaints/enquiries. £84.70 per hour (min. 1 hr)	N		84.70	0.00	84.70	93.00	0.00	93.00
Deposit before commencement of works (refundable against damage)	N		5,000.00	0.00	5,000.00	5,000.00	0.00	5,000.00
<b>HIGHWAY RELATED CHARGES</b>								
Any works / repairs to public assets on the highway	N		Price on Application			Price on Application		
Sponsored Tree Planting (including 3 year after care).	N		Price on Application			Price on Application		
Sponsored Tree Plaque - price on application	N		Price on Application			Price on Application		
Bollard removal - charge per bollard (any type)	N		168.50	0.00	168.50	184.00	0.00	184.00
<b>Works under Sec 178 Highways Act 1980 for the installation of footway channel</b>								
Application Fee	N					108.00	0.00	108.00
Year 1 License Fee and construction costs	N					1,251.00	0.00	1,251.00
Year 2 License Fee	N					93.00	0.00	93.00
Provision of Arborist Services (private works)	N		Price on Application			Price on Application		
Removal and replanting of shrub bed elsewhere in the Borough - per square metre	N		148.30	0.00	148.30	162.00	0.00	162.00
Removal and replanting of grass verge elsewhere in the Borough - per square metre	N		121.40	0.00	121.40	133.00	0.00	133.00
Application to request a tree removal in accordance with the tree strategy.	N		414.30	0.00	414.30	452.00	0.00	452.00

Description of Fees & Charges	Statutory Service (Y/N)	Service is VATABLE	LONDON BOROUGH OF ENFIELD ENVIRONMENT & COMMUNITIES (PREV. PLACE) FEES & CHARGES 2023/24			LONDON BOROUGH OF ENFIELD ENVIRONMENT & COMMUNITIES PROPOSED FEES & CHARGES 2024/25		
			Basic £	VAT@ 20% £	Total £	Basic £	VAT@ 20% £	Total £
			<b>DOMESTIC COLLECTIONS</b>					
<b>N.B. Domestic Bin Hire/Collection is Non Business - i.e. no VAT to be charged</b>	N							
<b>Special Bulky Waste Collections</b>	N							
<b>Bulky waste collection in 12 months:</b>	N							
1 item	N		FREE			FREE		
2 Items	N		FREE			FREE		
3 Items	N		FREE			FREE		
4 Items	N		FREE			FREE		
5 Items	N		FREE			FREE		
6 Items	N		FREE			FREE		
Premium Service (Fastrack service) bookable £10.50 fee	N		16.80	0.00	16.80	19.00	0.00	19.00
Bulky waste collection cancellation charge for between 1-3 days notice	N			FREE			FREE	
Additional charge for non standard sized items	N			FREE			FREE	
<b>Electrical bulky item collections:</b>	N							
1 item	N		49.30	0.00	49.30	54.00	0.00	54.00
2 Items	N		54.70	0.00	54.70	60.00	0.00	60.00
3 Items	N		60.10	0.00	60.10	66.00	0.00	66.00
4 Items	N		65.50	0.00	65.50	72.00	0.00	72.00
5 Items	N		70.90	0.00	70.90	78.00	0.00	78.00
6 Items	N		76.30	0.00	76.30	84.00	0.00	84.00
Premium Service (Fastrack service) bookable £10.50 fee	N		Service not offered for Electrical Bulky Waste			Service not offered for Electrical Bulky Waste		
Bulky electrical item collection cancellation charge for between 1-3 days notice	N		21.40	0.00	21.40	24.00	0.00	24.00
<b>New bin and bin replacements:</b>	N							
Delivery and provision of 1 domestic 140 or 240 litre wheeled bin	N			FREE			FREE	
Delivery of each additional 140 or 240 litre wheeled bin (limited to a maximum of two additions per property)	N			FREE			FREE	
Hire of additional 240 litre Green Bin (fortnightly service)	N			FREE			FREE	
Hire of additional 140 litre Green Bin (fortnightly service)	N			FREE			FREE	
New/replacement bin request	N			0.00		67.00	0.00	67.00
Subsequent additional bin request	N			0.00		21.50	0.00	21.50
Additional bin and bin replacement cancellation charge for between 1-3 days notice	N			FREE		25.00	0.00	25.00
Garden Waste - annual subscription	N		80.00	0.00	80.00	100.00	0.00	100.00

Description of Fees & Charges	Statutory Service (Y/N)	Service is VATABLE	LONDON BOROUGH OF ENFIELD ENVIRONMENT & COMMUNITIES (PREV. PLACE) FEES & CHARGES 2023/24			LONDON BOROUGH OF ENFIELD ENVIRONMENT & COMMUNITIES PROPOSED FEES & CHARGES 2024/25		
			Basic £	VAT@ 20% £	Total £	Basic £	VAT@ 20% £	Total £
			<b>PARKS AND OUTDOOR FACILITIES</b>					
Charges marked ** do not include VAT, which will be added in certain circumstances in accordance with VAT Regulations	N							
<u>Public Liability Insurance is not included in these charges.</u>	N							
<b>IN COMMEMORATION</b>	N							
To supply and plant tree with 3 year after care. Tree species from contractors planting list. Plaque size 6"x 4" limited to 60 characters (additional charge over 60 characters)	N	√	811.92	162.38	974.30	885.00	177.00	1,062.00
Memorial Bench	N	√	1,765.42	353.08	2,118.50	1,725.00	345.00	2,070.00
Plaque for Bench	N		339.50	0.00	339.50	371.00	0.00	371.00
<b>Tennis Courts</b>	N							
Per hour peak mid-week	N	√	4.58	0.92	5.50	5.00	1.00	6.00
No charge off-peak	N		No Charge			No Charge		
To add floodlights to booking per hour (as required)	N	√	2.92	0.58	3.50	3.33	0.67	4.00
<b>CRICKET **</b>	N							
<u>Season bookings can be made for 10 or 20 matches</u>	N							
Grade 1 - Saturdays (10 Matches)	N		853.00	0.00	853.00	930.00	0.00	930.00
Grade 1 - Sundays (10 Matches)	N		928.00	0.00	928.00	1,012.00	0.00	1,012.00
Grade 2 - Saturdays or Sundays (10 Matches)	N		729.00	0.00	729.00	795.00	0.00	795.00
<b>Casual matches, per day</b>	N							
Grade 1	N	√	110.83	22.17	133.00	121.67	24.33	146.00
Grade 2	N	√	92.50	18.50	111.00	101.67	20.33	122.00
<b>BASEBALL – Enfield Playing Fields</b>	N							
Grade 1 (Inc. changing rooms & showers) Sat or Sun per session	N	√	87.00	17.40	104.40	95.00	19.00	114.00
<b>FISHING (15 June - 15 March)</b>	N							
<b>Grovelands Park &amp; Trent Country Park</b>	N							
Licensed adult, per day	N	√	9.42	1.88	11.30	11.67	2.33	14.00
Licensed junior, per day	N	√		FREE			FREE	
Season Ticket - adult	N	√	68.42	13.68	82.10	75.00	15.00	90.00
Season Ticket - junior	N	√		FREE			FREE	
<b>FOOTBALL / GAELIC FOOTBALL / RUGBY **</b>	N							
<u>Season bookings can be made for 16 or 32 games</u>	N							
<b>SENIOR</b>	N							
Manned site - Saturday (16 Games)	N		969.00	0.00	969.00	1,057.00	0.00	1,057.00
Manned site - Sunday (16 Games)	N		1,142.00	0.00	1,142.00	1,245.00	0.00	1,245.00
Grade 1 - Saturdays (16 games)	N		907.00	0.00	907.00	989.00	0.00	989.00
Grade 1 - Sundays (16 games)	N		1,076.00	0.00	1,076.00	1,173.00	0.00	1,173.00
Grade 2 - Saturdays (16 games)	N		623.00	0.00	623.00	680.00	0.00	680.00
Grade 2 - Sundays (16 games)	N		675.00	0.00	675.00	736.00	0.00	736.00

Description of Fees & Charges	Statutory Service (Y/N)	Service is VATABLE	LONDON BOROUGH OF ENFIELD ENVIRONMENT & COMMUNITIES (PREV. PLACE) FEES & CHARGES 2023/24			LONDON BOROUGH OF ENFIELD ENVIRONMENT & COMMUNITIES PROPOSED FEES & CHARGES 2024/25		
			Basic £	VAT@ 20% £	Total £	Basic £	VAT@ 20% £	Total £
			<b>Casual matches, per match</b>	N				
Grade 1 Saturday	N	✓	111.67	22.33	134.00	122.50	24.50	147.00
Grade 1 Sunday	N	✓	119.17	23.83	143.00	130.00	26.00	156.00
Grade 2 Saturday	N	✓	77.50	15.50	93.00	85.00	17.00	102.00
Grade 2 Sunday	N	✓	85.83	17.17	103.00	94.17	18.83	113.00
<b>PARKS AND OUTDOOR FACILITIES CONTINUED</b>								
<b>FOOTBALL / GAELIC FOOTBALL / RUGBY **</b>								
<b>JUNIOR</b>	N							
Grade 2 - Saturdays or Sundays (16 games)	N		368.00	0.00	368.00	402.00	0.00	402.00
<b>Casual matches, per match</b>	N							
Grade 2	N	✓	43.33	8.67	52.00	48.33	9.67	58.00
<b>Mini-Soccer (7v7)</b>	N							
Every Saturday or Sunday (32 Matches)	N		455.00	0.00	455.00	496.00	0.00	496.00
Casual, per match	N	✓	20.83	4.17	25.00	23.33	4.67	28.00
<b>5-a-side Football, per pitch, casual</b>	N							
Casual, per match	N	✓	20.83	4.17	25.00	23.33	4.67	28.00
<b>Every Saturday or Sunday (32 Matches)</b>	N		455.00	0.00	455.00	496.00	0.00	496.00
<b>9-a-side Football, per pitch</b>	N							
Grade 2 - Saturdays / Sundays (16 games)	N		507.00	0.00	507.00	553.00	0.00	553.00
Grade 2 Saturday /Sunday, casual	N	✓	60.00	12.00	72.00	66.67	13.33	80.00
Post Football litter clearance	N	✓	73.33	14.67	88.00	80.00	16.00	96.00
<b>NETBALL**</b>	N							
Adult Teams per court, per hour (incl changing rooms & showers)	N	✓	18.58	3.72	22.30	21.67	4.33	26.00
Junior Teams per court, per hour (incl changing rooms & showers)	N	✓	12.08	2.42	14.50	14.17	2.83	17.00
<b>ATHLETIC TRACK-QEII</b>	N							
Per hour (Mon- Friday)	N	✓	38.33	7.67	46.00	42.50	8.50	51.00
<b>HIRE OF PITCHES FOR SCHOOLS</b>	N							
(the charges are normally VATable but the supply to LBE maintained schools is outside the scope of VAT)	N							
<b>FOOTBALL</b>	N							
Junior Pitch	N	✓	29.17	5.83	35.00	32.50	6.50	39.00
Senior Pitch	N	✓	55.00	11.00	66.00	60.00	12.00	72.00
<b>NETBALL</b>	N	✓	13.33	2.67	16.00	15.00	3.00	18.00
<b>RUGBY</b>	N							
Senior Pitch	N	✓	55.00	11.00	66.00	60.00	12.00	72.00
<b>Athletics</b>	N							
Per hour (Mon- Friday)	N	✓	34.17	6.83	41.00	38.33	7.67	46.00

Description of Fees & Charges	Statutory Service (Y/N)	Service is VATABLE	LONDON BOROUGH OF ENFIELD ENVIRONMENT & COMMUNITIES (PREV. PLACE) FEES & CHARGES 2023/24			LONDON BOROUGH OF ENFIELD ENVIRONMENT & COMMUNITIES PROPOSED FEES & CHARGES 2024/25		
			Basic £	VAT@ 20% £	Total £	Basic £	VAT@ 20% £	Total £
			<b>CEMETERY CHARGES</b>					
<b>The service is non-business for VAT where marked * i.e. no VAT to be charged.</b>	N							
<b><u>DIGGING FEES (including interment fee and soil box on request)</u></b>	N							
<b>Depth:</b>	N							
5'0" (Aged 2 years and under - fee waived for residents only)	N		2,064.60	0.00	2,064.60	2,251.00	0.00	2,251.00
7'0" (Minimum depth applies to all new graves)	N		2,205.40	0.00	2,205.40	2,404.00	0.00	2,404.00
9'0"	N		2,364.60	0.00	2,364.60	2,578.00	0.00	2,578.00
10'6"	N		2,505.60	0.00	2,505.60	2,732.00	0.00	2,732.00
12'0"	N		2,695.40	0.00	2,695.40	2,938.00	0.00	2,938.00
14'0"	N		2,836.40	0.00	2,836.40	3,092.00	0.00	3,092.00
Caskets or coffins in excess of 6'10" x 2'6" x 1'10"	N		379.80	0.00	379.80	414.00	0.00	414.00
<b>SCATTERING OF CREMATED REMAINS ON GRAVES</b>	N		147.20	0.00	147.20	161.00	0.00	161.00
<b>BURIAL OF CREMATED REMAINS IN GRAVES</b>	N		367.60	0.00	367.60	401.00	0.00	401.00
<b>BURIAL OF CREMATED REMAINS IN COFFIN</b>	N		196.10	0.00	196.10	214.00	0.00	214.00
<b>CHAPEL (per half hour)</b>	N		165.60	0.00	165.60	181.00	0.00	181.00
<b>Additional fee in excess of 1½ timeslot per half hour</b>	N		245.10	0.00	245.10	268.00	0.00	268.00
<b>Rose Petal service</b>	N		35.60	0.00	35.60	39.00	0.00	39.00
<b>GREEN BURIALS</b>	N			As for Grave digging			As for Grave digging	
	N			At cost			At cost	
<b>PRIVATE GRAVES</b>								
<b><u>(Exclusive Right of Burial 100 years)</u></b>	N							
<b><u>(Charge includes £55.70 for Grave Deed)</u></b>	N							
Reservation fee for Traditional graves [subject to location and availability].	N		1,000.00	0.00	1,000.00	1,090.00	0.00	1,090.00
Buyback of Unused Traditional Graves	N			50% of current market value			50% of current market value	
Baby Graves (inc wooden surround 3' x 1'8")	N		457.00	0.00	457.00	499.00	0.00	499.00
Traditional Grave (inc wooden surround except for pre-purchases) 6' 6" x 2' 6"	N		4,405.60	0.00	4,405.60	4,803.00	0.00	4,803.00
Traditional Grave (inc wooden surround except for pre-purchases) 6' 6" x 2' 6" Premium or Front Row	N		6,354.80	0.00	6,354.80	6,927.00	0.00	6,927.00
Lawn Grave (inc wooden surround except for pre-purchases)	N		3,083.80	0.00	3,083.80	3,362.00	0.00	3,362.00
Traditional Grave Outer Circle (inc wooden surround except for pre-purchases) 9' x 4'	N		9,912.10	0.00	9,912.10	10,805.00	0.00	10,805.00
Traditional Grave Inner Circle (inc wooden surround except for [pre-purchases) 9' x 4'	N		8,370.20	0.00	8,370.20	9,124.00	0.00	9,124.00
Traditional Grave (inc wooden surround except for pre-purchases) 7'x 3' Premium or Front Row	N		8,370.20	0.00	8,370.20	8,370.20	0.00	8,370.20
Non-Residents (Traditional Premium or Front Row Graves 7' x 3' and 6'6")	N		3,744.50	0.00	3,744.50	4,082.00	0.00	4,082.00
<b>Non Residents may purchase graves where the Exclusive Right of Burial will be DOUBLED unless specified otherwise.</b> To qualify for the residency rate, proof of residency of the proposed registered owner must be provided at time of booking otherwise non resident fees will be charged Current Council tax bill or electoral roll. The Exclusive Right of Burial is non transferable except upon death or from one resident to another resident.	N							

Description of Fees & Charges	Statutory Service (Y/N)	Service is VATABLE	LONDON BOROUGH OF ENFIELD ENVIRONMENT & COMMUNITIES (PREV. PLACE) FEES & CHARGES 2023/24			LONDON BOROUGH OF ENFIELD ENVIRONMENT & COMMUNITIES PROPOSED FEES & CHARGES 2024/25		
			Basic £	VAT@ 20% £	Total £	Basic £	VAT@ 20% £	Total £
			<b>CEMETERY CHARGES CONTINUED</b>					
<b>PRIVATE GRAVES</b>								
<b>(Exclusive Right of Burial 100 years)</b>								
Extension of Exclusive Right of Burial Graves 10 years	N		655.70	0.00	655.70	715.00	0.00	715.00
Extension of Exclusive Right of Burial Graves 25 years	N		1,298.80	0.00	1,298.80	1,416.00	0.00	1,416.00
<b>MAINTENANCE on traditional graves</b>	N							
Tidying p.a. 6'6" x 2'6"	N	√	265.83	53.17	319.00	290.00	58.00	348.00
Tidying p.a. 9'0" x 4'0"	N	√	372.83	74.57	447.40	407.50	81.50	489.00
Planting twice 6'6" x 2'6"	N	√	377.92	75.58	453.50	412.50	82.50	495.00
Planting twice 9'0" x 4'0"	N	√	500.50	100.10	600.60	546.67	109.33	656.00
Purchase of full wooden surround -Traditional	N	√	158.67	31.73	190.40	173.33	34.67	208.00
Purchase of mini kerb wooden surround - Lawn	N	√	84.33	16.87	101.20	92.50	18.50	111.00
Supply and install foot kerb (Strayfield Rd-Lawn grave)	N	√	71.75	14.35	86.10	79.17	15.83	95.00
<b>MEMORIAL RIGHTS (10 years)</b>	N							
Lawn Grave	N		165.60	0.00	165.60	181.00	0.00	181.00
Traditional	N		245.10	0.00	245.10	268.00	0.00	268.00
Garden of Rest, Kerbed Memorial Plot, Garden of Remembrance plot or other plot for cremated remains	N		61.40	0.00	61.40	67.00	0.00	67.00
<b>MEMORIAL permit fees [Includes Replacement Memorials]</b>	N							
Up to 3'0" with headstone only	N		281.90	0.00	281.90	308.00	0.00	308.00
Mini kerbs 1'6" x 2' 6"	N		116.50	0.00	116.50	127.00	0.00	127.00
Kerbs only(Traditional)	N		281.90	0.00	281.90	308.00	0.00	308.00
Up to 3'0" with headstone and kerb	N		410.60	0.00	410.60	448.00	0.00	448.00
Up to maximum of 4' with headstone and kerb for 6'6" x 2'6" grave	N		563.70	0.00	563.70	615.00	0.00	615.00
Up to maximum of 5' with headstone and kerb up to 9' x 4' grave	N		612.60	0.00	612.60	668.00	0.00	668.00
Up to 9'0"	N		1,084.40	0.00	1,084.40	1,182.00	0.00	1,182.00
Inscription fee	N		122.60	0.00	122.60	134.00	0.00	134.00
Vase/Lawn plaque	N		122.60	0.00	122.60	134.00	0.00	134.00
Headstone and kerb for baby grave	N			1/2 above rates			1/2 above rates	
Clean/renovation	N		56.40	0.00	56.40	62.00	0.00	62.00
<b>MEMORIAL REPAIRS</b>	N							
Re-Fix	N	√	87.92	17.58	105.50	96.67	19.33	116.00
Lawn headstone full repair including new base	N	√	254.42	50.88	305.30	278.33	55.67	334.00
<b>EXHUMATION</b>	N			Price on application			Price on application	
Pricing is specific to individual grave.	N			Special charge			Special charge	



Description of Fees & Charges	Statutory Service (Y/N)	Service is VATABLE	LONDON BOROUGH OF ENFIELD ENVIRONMENT & COMMUNITIES (PREV. PLACE) FEES & CHARGES 2023/24			LONDON BOROUGH OF ENFIELD ENVIRONMENT & COMMUNITIES PROPOSED FEES & CHARGES 2024/25		
			Basic £	VAT@ 20% £	Total £	Basic £	VAT@ 20% £	Total £
			<b>CEMETERY CHARGES CONTINUED</b>					
<b>COPY OF GRAVE DEED</b>	N		62.60	0.00	62.60	69.00	0.00	69.00
<b>REGISTRATION OF TRANSFER OF RIGHTS:</b>	N							
Assignment or Probate	N		104.30	0.00	104.30	114.00	0.00	114.00
Statutory Declaration	N		128.90	0.00	128.90	141.00	0.00	141.00
<b>SEARCH FEE PER ENTRY</b>	N	V	23.83	4.77	28.60	26.67	5.33	32.00
Grave inspection including photo or map	N	V	26.17	5.23	31.40	29.17	5.83	35.00
<b>GARDEN OF REMEMBRANCE</b>	N							
Exclusive Right of Burial site fee [50 years] (DOUBLE for non residents)	N		365.20	0.00	365.20	399.00	0.00	399.00
Scattering of cremated remains:	N		144.70	0.00	144.70	158.00	0.00	158.00
Burial of cremated remains:	N		350.10	0.00	350.10	382.00	0.00	382.00
Plaque with plinth	N	V	377.92	75.58	453.50	412.50	82.50	495.00
<b>Memorial bench</b> with plaque including maintenance (10 years lease)	N	V	1,581.92	316.38	1,898.30	1,725.00	345.00	2,070.00
Extension of lease 10 years	N		277.00	0.00	277.00	302.00	0.00	302.00
Plaque Only	N		339.50	0.00	339.50	371.00	0.00	371.00
Refurbished bench	N		1,072.20	0.00	1,072.20	1,169.00	0.00	1,169.00
<b>MEMORIAL TREE</b>	N							
10 year lease (Double for non residents)	N		277.00	0.00	277.00	302.00	0.00	302.00
Tree planting with 3 year care	N		722.90	0.00	722.90	788.00	0.00	788.00
Scattering of cremated remains	N		144.70	0.00	144.70	158.00	0.00	158.00
Plaque with concrete plinth	N	V	363.75	72.75	436.50	397.50	79.50	477.00
<b>Kerbside memorial plot</b>	N							
Exclusive Right of Burial site fee [50 years] (DOUBLE for non residents)	N		365.20	0.00	365.20	399.00	0.00	399.00
Kerbside Memorial including plaque, inscription & vase	N	V	466.83	93.37	560.20	509.17	101.83	611.00
<b>GARDENS OF REST:</b>	N							
Exclusive Right of Burial site fee [50 years] (DOUBLE for non residents)	N		875.20	0.00	875.20	954.00	0.00	954.00
Memorials	N		175.10	0.00	175.10	191.00	0.00	191.00
Inscription fee	N		116.70	0.00	116.70	128.00	0.00	128.00
Interment fees	N		350.10	0.00	350.10	382.00	0.00	382.00
Reservation Fee	N		268.40	0.00	268.40	293.00	0.00	293.00
Extension of Lease - 5 years	N		216.00	0.00	216.00	236.00	0.00	236.00
<b>SHARED/COMMON GRAVES</b>	N							
<b>Adult</b>	N							
Contribution towards headstone	N	V	95.17	19.03	114.20	104.17	20.83	125.00
Interment fee	N		729.10	0.00	729.10	795.00	0.00	795.00
<b>Baby</b>	N							
Maximum coffin size 18" x 9"	N			No charge			No charge	
Remove / replace headstone	N		135.90	0.00	135.90	149.00	0.00	149.00
Remove / replace monument	N		377.30	0.00	377.30	412.00	0.00	412.00
<b>Boards</b>	N	V	97.67	19.53	117.20	107.50	21.50	129.00
<b>Concrete chamber for shallow graves</b>	N	V	419.25	83.85	503.10	457.50	91.50	549.00

Description of Fees & Charges	Statutory Service (Y/N)	Service is VATABLE	LONDON BOROUGH OF ENFIELD ENVIRONMENT & COMMUNITIES (PREV. PLACE) FEES & CHARGES 2023/24			LONDON BOROUGH OF ENFIELD ENVIRONMENT & COMMUNITIES PROPOSED FEES & CHARGES 2024/25		
			Basic £	VAT@ 20% £	Total £	Basic £	VAT@ 20% £	Total £
			<b>CEMETERY CHARGES CONTINUED</b>					
<b>MAUSOLEUM</b>	N							
Mausoleum Chamber (one burial)	N		9,315.30	0.00	9,315.30	7,800.00	0.00	7,800.00
25% discount on 2nd Mausoleum Chamber when purchasing two plots	N		6,986.60	0.00	6,986.60	5,850.00	0.00	5,850.00
Ashes Niche	N		1,095.00	0.00	1,095.00	1,194.00	0.00	1,194.00
Ashes Niche Interment Fee	N		241.50	0.00	241.50	264.00	0.00	264.00
<b>Burial Vaults</b>								
<b>Edmonton</b>								
Granite Vaulted Burial Chamber			8,872.50	0.00	8,872.50	9,672.00	0.00	9,672.00
<b>Southgate</b>								
Royal (arch)			8,295.00	0.00	8,295.00	9,042.00	0.00	9,042.00
Granite Vaulted Burial Chamber			8,750.00	0.00	8,750.00	9,538.00	0.00	9,538.00
The 900			8,872.50	0.00	8,872.50	9,672.00	0.00	9,672.00
Royal 900			9,130.00	0.00	9,130.00	9,952.00	0.00	9,952.00
Royal 900 (double)			16,616.60	0.00	16,616.60	18,113.00	0.00	18,113.00
Heritage Cross			9,250.00	0.00	9,250.00	10,083.00	0.00	10,083.00
Heritage Cross (double)			16,835.00	0.00	16,835.00	18,351.00	0.00	18,351.00
Book Memorial			8,580.00	0.00	8,580.00	9,353.00	0.00	9,353.00
Book Memorial (double)			15,615.60	0.00	15,615.60	17,022.00	0.00	17,022.00
<b>MISCELLANEOUS</b>								
Non residents additional purchase fee	N		1,995.00	0.00	1,995.00	2,175.00	0.00	2,175.00
Keepsake Niche	N		1,213.00	0.00	1,213.00	1,323.00	0.00	1,323.00
Interment fee - Burial	N		955.70	0.00	955.70	1,042.00	0.00	1,042.00
Interment fee - Cremated Remains	N		367.60	0.00	367.60	401.00	0.00	401.00
Inscription fee per line	N	√	62.67	12.53	75.20	68.33	13.67	82.00
Posy holder (Bronze) 12.5cm high	N	√	188.00	37.60	225.60	205.00	41.00	246.00
Vase (Bronze) 16cm x 8cm x 9cm with plastic insert	N	√	216.83	43.37	260.20	237.50	47.50	285.00
Motifs up to 200mm high	N	√	61.42	12.28	73.70	67.50	13.50	81.00
Custom motif	N	√		Price on application			Price on application	
Remove and refit charge	N	√	85.80	17.16	103.00	94.17	18.83	113.00
Remove and refit charge (Large tablet)	N	√	169.60	33.92	203.60	185.00	37.00	222.00
Oval ceramic plaque 5cm x 7cm (colour)	N	√	101.33	20.27	121.60	110.83	22.17	133.00
Oval ceramic plaque 5cm x 7cm (black and white)	N	√	73.67	14.73	88.40	80.83	16.17	97.00
Oval ceramic plaque 7cm x 9cm (colour)	N	√	131.00	26.20	157.20	143.33	28.67	172.00
Oval ceramic plaque 7cm x 9cm (black and white)	N	√	95.17	19.03	114.20	104.17	20.83	125.00
Decorative Memorial Cross	N	√	227.92	45.58	273.50	249.17	49.83	299.00
Decorative Candle Box	N	√	141.17	28.23	169.40	154.17	30.83	185.00
Funeral and burial services outside of standard specified times	N			Price on application			Price on application	
Assisted grave visits (for relatives who are unable to attend)-Photo provided	N			Price on application			Price on application	
Assited grave visits (for relatives who are unable to attend)-Photo (emailed) provided and Flower laid on grave for 2 important dates (premium)	N			Price on application			Price on application	
Assited grave visits (for relatives who are unable to attend)-Photo (emailed) provided (premium plus) A arrangement of flowers laid on grave for 2 important dates per year plus clearing of grave side.	N			Price on application			Price on application	
Referral and multiple discount Commission	N			Price on application			Price on application	
Burial Chamber/Mausoleum clean	N	√	132.92	26.58	159.50	145.00	29.00	174.00

Description of Fees & Charges	Statutory Service (Y/N)	Service is VATABLE	LONDON BOROUGH OF ENFIELD ENVIRONMENT & COMMUNITIES (PREV. PLACE) FEES & CHARGES 2023/24			LONDON BOROUGH OF ENFIELD ENVIRONMENT & COMMUNITIES PROPOSED FEES & CHARGES 2024/25		
			Basic £	VAT@ 20% £	Total £	Basic £	VAT@ 20% £	Total £
			<b>EVENTS</b>					
<b>Commercial Events/National Charities (Inc. Funfair and Circus's)</b>	N							
Administration Fee (Non refundable) Per application per venue	N		171.00	0.00	171.00	187.00	0.00	187.00
Booking Fee (non refundable) Per application per venue	N							
Small	N		69.00	0.00	69.00	76.00	0.00	76.00
Medium	N		271.00	0.00	271.00	296.00	0.00	296.00
Large	N		675.00	0.00	675.00	736.00	0.00	736.00
<b>Funfairs &amp; Circus's</b>	N							
Per Operating Day	N		755.80	0.00	756.00	824.00	0.00	824.00
Non Operating Day	N		198.80	0.00	199.00	217.00	0.00	217.00
Children's juvenile funfair max 16 rides/stalls	N		340.30	0.00	340.00	371.00	0.00	371.00
Children's juvenile funfair max 16 rides/stalls	N		170.70	0.00	171.00	187.00	0.00	187.00
<b>Commercial Events/National charities</b>	N							
<b>Small 50- 200 attendance</b>	N							
Per Operating Day	N		352.00	0.00	352.00	384.00	0.00	384.00
Per Non Operating Day	N		176.00	0.00	176.00	192.00	0.00	192.00
<b>Medium Between 201-999 attendance</b>	N							
Per Operating Day	N		877.00	0.00	877.00	956.00	0.00	956.00
Per Non Operating Day	N		438.00	0.00	438.00	478.00	0.00	478.00
<b>Large 1000-4999 attendance</b>	N							
Per Operating Day	N			Price on application			Price on application	
Per Non Operating Day	N			Price on application			Price on application	
<b>Major Events - Over 5000 people</b>	N							
Per Operating Day	N			Price on application			Price on application	
Per Non Operating Day	N			Price on application			Price on application	
<b>Community/Charities/Schools/Sporting/Internal departments</b>	N							
Administration Fee for events over 201 attendance (Non refundable)	N		163.00	0.00	163.00	178.00	0.00	178.00
75% Discount on Operating and Non Operating day (only applies for small and medium events)	N							
Ticketed Events - 10% of Gate Receipts for Community and Local Charities and internal departments or £1000 minimum fee (whichever is greater)	N							
Ticketed Events - minimum of 12% of Gate Receipts for National Charities or £1200 minimum fee (whichever is greater)	N							
<b>Environmental Impact Fee (Commercial Events/National Charity only)</b>	N							
<b>Large Events (Over 1000 people-£1,385 or £0.25 per person whichever is greater)</b>	N		1,385.00	0.00	1,385.00	1,551.00	0.00	1,551.00
Medium Event (between 200-999)	N		281.00	0.00	281.00	307.00	0.00	307.00
Small (between 50-200)	N		72.00	0.00	72.00	79.00	0.00	79.00

Description of Fees & Charges	Statutory Service (Y/N)	Service is VATABLE	LONDON BOROUGH OF ENFIELD ENVIRONMENT & COMMUNITIES (PREV. PLACE) FEES & CHARGES 2023/24			LONDON BOROUGH OF ENFIELD ENVIRONMENT & COMMUNITIES PROPOSED FEES & CHARGES 2024/25		
			Basic £	VAT@ 20% £	Total £	Basic £	VAT@ 20% £	Total £
			<b>EVENTS CONTINUED</b>					
<b>Bonds</b>	N							
Funfair and Circus's	N		5,000.00	0.00	5,000.00	5,000.00	0.00	5,000.00
Medium Events Over 501 -1000 attending	N		500.00	0.00	500.00	500.00	0.00	500.00
Large Events 1001 – 5000 attending	N		2,000.00	0.00	2,000.00	2,000.00	0.00	2,000.00
Major Events 5001-10,000+attending	N		5,000.00	0.00	5,000.00	5,000.00	0.00	5,000.00
Major Events 10,000-14999	N		7,500.00	0.00	7,500.00	7,500.00	0.00	7,500.00
Major Events 15,000+ attending	N		10,000.00	0.00	10,000.00	10,000.00	0.00	10,000.00
Activities - Private commercial Enfield based organisation (exercise/running classes) per day per park (annual fee)	N		216.00	0.00	216.00	236.00	0.00	236.00
Activities - Charitable/Community (exercise/running classes) per day per park (annual fee)	N		138.00	0.00	138.00	151.00	0.00	151.00
Activities - Private commercial National Organisation (exercise/running classes) per day per park (annual fee)	N		705.00	0.00	705.00	769.00	0.00	769.00
Exemptions - Memorial /remembrance services	N			FREE			FREE	
Post event parks staff clear up (per hour)	N	V	52.83	10.57	63.40	58.33	11.67	70.00
Administration Fee - Street Events	N		171.00	0.00	171.00	187.00	0.00	187.00
Consultations for Street Events	N		368.00	0.00	368.00	402.00	0.00	402.00
Street Markets	N			Price on application			Price on application	
Commercial Marketing	N			Price on application			Price on application	
Street Funfair rides	N			Price on application			Price on application	
Bond (Streets)	N			Price on application			Price on application	
<b>ALLOTMENTS</b>								
<b>These charges require 1 year notice to allotment plot holders, therefore the proposed charges in this schedule relate to 2025/26.</b>	N							
<b>Residents:</b>	N							
Grade A, 25 sq. metres (per pole)	N		18.40	0.00	18.40	21.00	0.00	21.00
Grade B, 25 sq. metres (per pole)	N		13.60	0.00	13.60	15.00	0.00	15.00
Concessionary rate - age concession/low Inc./unemployed (Enfield Residents only from 1 April 2021)	N							
Water charge per pole	N		3.60	0.00	3.60	4.00	0.00	4.00
Key deposits	N		18.80	0.00	18.80	21.00	0.00	21.00
Plot deposit	N		43.30	0.00	43.30	48.00	0.00	48.00
<b>Non-Enfield Residents</b>	N							
Grade A, 25 sq. metres (per pole)	N		26.00	0.00	26.00	29.00	0.00	29.00
Grade B, 25 sq. metres (per pole)	N		19.60	0.00	19.60	22.00	0.00	22.00
Water charge per pole	N		3.90	0.00	3.90	5.00	0.00	5.00
Key deposits	N		18.80	0.00	18.80	21.00	0.00	21.00
Plot deposit	N		43.30	0.00	43.30	48.00	0.00	48.00
Beehive Licence	N		12.40	0.00	12.40	14.00	0.00	14.00

Description of Fees & Charges	Statutory Service (Y/N)	Service is VATABLE	LONDON BOROUGH OF ENFIELD ENVIRONMENT & COMMUNITIES (PREV. PLACE) FEES & CHARGES 2023/24			LONDON BOROUGH OF ENFIELD ENVIRONMENT & COMMUNITIES PROPOSED FEES & CHARGES 2024/25		
			Basic £	VAT@ 20% £	Total £	Basic £	VAT@ 20% £	Total £
			<b>COMMUNITY HALLS</b>					
<b>Community Halls Hire:</b>	N							
Commercial rates per hour	N		35.20	0.00	35.20	39.00	0.00	39.00
Concessionary rate per hour ( for voluntary organisations or those deemed to be providing services of organisational benefit)	N		20.40	0.00	20.40	23.00	0.00	23.00
<b>(A further concessionary rate will be offered to recognised Tenants and Residents Associations who will be offered space once a month at no charge for meetings) maximum period of 4 hrs</b>	N							
Daily rate 11am-11pm (for those paying full rate )	N		352.90	0.00	352.90	385.00	0.00	385.00
Daily rate 11am-11pm (for those paying concessionary rate )	N		215.80	0.00	215.80	236.00	0.00	236.00
<b>FOOD CERTIFICATES</b>								
Health Certificate - Food Stuffs for Export	N		117.40	0.00	117.40	128.00	0.00	128.00
Additional Charge per certificate if physical examination is required	N		269.70	0.00	269.70	294.00	0.00	294.00
Export Health Certificate or Attestation			269.60	0.00	269.60	294.00	0.00	294.00
Export Health Certificate or Attestation - if additional work is needed it is charged at £80 per hour	N		£240.00 + £80.00 an hour		£240.00 + £80.00 an hour	£261.60 + £87.20 an hour		£261.60 + £87.20 an hour
<b>REQUEST FOR FOOD HYGIENE REVISIT</b>								
Request for a revisit under the National Food Hygiene Rating System	N		375.70	0.00	375.70	410.00	0.00	410.00
<b>FOOD HYGIENE COURSES – HELD AT CIVIC CENTRE</b>								
<b>(i) BASIC HEALTH &amp; SAFETY COURSES</b>	N							
(include. materials & exam registration)	N							
<b>(ii) FOOD HYGIENE COURSES</b>	N							
(include materials & exam registration)	N							
Total Fee per person	N		94.50	0.00	94.50	104.00	0.00	104.00
(i) Replacement Certificates	N		45.90	0.00	45.90	51.00	0.00	51.00
(ii) Examination Certificates	N		35.20	0.00	35.20	39.00	0.00	39.00
<b>FOOD HYGIENE COURSES - OFF SITE</b>								
<b>(i) BASIC HEALTH &amp; SAFETY COURSES</b>	N							
(include. materials & exam registration)	N							
Exam Registration charged by CIEH	N							
<b>(ii) FOOD HYGIENE COURSES</b>	N							
(include materials & exam registration)	N							
Per Course (No VAT applicable) up to 10 persons and £20 per person thereafter	N		1,011.00	0.00	1,011.00	1,102.00	0.00	1,102.00
Exam Registration charged by CIEH	N							
Food Hygiene Training Level 3 (3 days course)	N		428.90	0.00	428.90	468.00	0.00	468.00
Safer Food Better Business Training (half day)	N		61.40	0.00	61.40	67.00	0.00	67.00
Safer Food Better Business Pack	N		16.90	0.00	16.90	19.00	0.00	19.00
Pre-inspection business visit and report	N		382.30	0.00	382.30	417.00	0.00	417.00

Description of Fees & Charges	Statutory Service (Y/N)	Service is VATABLE	LONDON BOROUGH OF ENFIELD ENVIRONMENT & COMMUNITIES (PREV. PLACE) FEES & CHARGES 2023/24			LONDON BOROUGH OF ENFIELD ENVIRONMENT & COMMUNITIES PROPOSED FEES & CHARGES 2024/25		
			Basic £	VAT@ 20% £	Total £	Basic £	VAT@ 20% £	Total £
			<b>ENVIRONMENTAL CRIME UNIT</b>					
Daily storage fee in pound for vehicles and goods and includes trailers and caravans or parts thereof (other than an abandoned vehicle or untaxed vehicle)	N		20.00	0.00	20.00	40.00	0.00	40.00
Removal and release fee to pound for vehicles and includes trailers and caravans or parts thereof (other than an abandoned vehicle or untaxed vehicle)	N		275.20	0.00	275.20	280.00	0.00	280.00
Abandoned vehicle disposal fee	Y		70.00	0.00	70.00	70.00	0.00	70.00
Abandoned vehicle removal fee	Y		200.00	0.00	200.00	200.00	0.00	200.00
Abandoned vehicle daily storage fee	Y		40.00	0.00	40.00	40.00	0.00	40.00
DVLA untaxed vehicle release fee within 24 hours	Y		100.00	0.00	100.00	100.00	0.00	100.00
DVLA untaxed vehicle release fee over 24 hours	Y		200.00	0.00	200.00	200.00	0.00	200.00
Storage of DVLA untaxed vehicle—for each period of 24 hours or part thereof	Y		21.00	0.00	21.00	21.00	0.00	21.00
Disposal of vehicle	Y		50.00	0.00	50.00	50.00	0.00	50.00
Surety fee Payable if unable to provide current tax disc at time of vehicle collection. This fee is refundable if the tax disc is produced within 14 days.	Y		160.00	0.00	160.00	160.00	0.00	160.00
Bond payable if unable to prove vehicle has current road tax and or produce MOT certificate at time of collection of an abandoned vehicle. This fee is refundable if the tax and or Mot is produced before or at time collection	Y		120.00	0.00	120.00	120.00	0.00	120.00
Fee for investigation of suspected abandoned vehicle on private land	N	Y	194.50	38.90	233.40	213.33	42.67	256.00
<b>LICENCES</b>								
<b>A. ANIMAL BOARDING ESTABLISHMENT</b>	N							
Animal Commercial Boarding - New/Variation/Renewal Application (Part A £523, Part B £363) Total A&B £886	N		817.40	0.00	817.40	886.00	0.00	886.00
Animal Commercial Boarding - Re-Inspection	N		471.80	0.00	471.80	515.00	0.00	515.00
<b>Animal Day Care Boarding New/Variation/Renewal Application</b>	N							
1- 6 animals (Part A £411, Part B £363) Total A&B £774	N		709.60	0.00	709.60	774.00	0.00	774.00
7 - 10 animals Part A £466, Part B £363) Total A&B £829	N		759.60	0.00	759.60	829.00	0.00	829.00
11 + animals (Part A £529, Part B £363) Total A&B £892	N		817.30	0.00	817.30	892.00	0.00	892.00
<b>Animal Day Care Boarding Re-Inspection</b>	N							
1- 6 animals	N		364.00	0.00	364.00	397.00	0.00	397.00
7 - 10 animals	N		414.20	0.00	414.20	453.00	0.00	453.00
11 + animals	N		471.80	0.00	471.80	515.00	0.00	515.00
<b>Animal Home Boarding New/Variation/Renewal Application</b>	N							
1- 6 animals (Part A £411, Part B £363) Total A&B £774	N		709.60	0.00	709.60	774.00	0.00	774.00
7 - 10 animals (Part A £466, Part B £363) Total A&B £829	N		759.60	0.00	759.60	829.00	0.00	829.00
11 + animals (Part A £529, Part B £363) Total A&B £892	N		817.30	0.00	817.30	892.00	0.00	892.00
<b>Animal Home Boarding Re-Inspection</b>	N							
1- 6 animals	N		364.00	0.00	364.00	397.00	0.00	397.00
7 - 10 animals	N		414.20	0.00	414.20	453.00	0.00	453.00
11 + animals	N		471.80	0.00	471.80	515.00	0.00	515.00

Description of Fees & Charges	Statutory Service (Y/N)	Service is VATABLE	LONDON BOROUGH OF ENFIELD ENVIRONMENT & COMMUNITIES (PREV. PLACE) FEES & CHARGES 2023/24			LONDON BOROUGH OF ENFIELD ENVIRONMENT & COMMUNITIES PROPOSED FEES & CHARGES 2024/25		
			Basic £	VAT@ 20% £	Total £	Basic £	VAT@ 20% £	Total £
			<b>B. BREEDING OF DOGS</b>	N				
Dog Breeding - New Application (Part A £831, Part B £382) Total A&B £1,213	N		1,111.40	0.00	1,111.40	1,213.00	0.00	1,213.00
Dog Breeding - Variation/Renewal Application (Part A £531, Part B £381) Total A&B £912	N		835.70	0.00	835.70	912.00	0.00	912.00
Dog Breeding - Re-Inspection (new licence)	N		748.80	0.00	748.80	817.00	0.00	817.00
Dog Breeding - Re-Inspection (existing licence)	N		471.80	0.00	471.80	515.00	0.00	515.00
<b>C. DANGEROUS WILD ANIMALS</b>	N							
New Application for Dangerous Wild Animals (Part A £517, Part B £262) Total A&B £779	N		713.20	0.00	713.20	779.00	0.00	779.00
Renewal Application for Dangerous Wild Animals	N		676.40	0.00	676.40	738.00	0.00	738.00
<b>D. PERFORMING ANIMALS</b>	N							
Performing Animals - New/Variation/Renewal (Part A £701, Part B £363) Total A&B £1,064	N		975.30	0.00	975.30	1,064.00	0.00	1,064.00
Performing Animals - Re-Inspection	N		628.70	0.00	628.70	686.00	0.00	686.00
Pet Shop - New/Variation/Renewal (Part A £531, Part B £469) Total A&B £1,000	N		916.50	0.00	916.50	1,000.00	0.00	1,000.00
Pet Shop - Re-Inspection	N		471.80	0.00	471.80	515.00	0.00	515.00
<b>F. STREET TRADING</b>	N							
Vans/Stalls (Part A £90, Part B £183) Total A&B £273	N		248.90	0.00	248.90	273.00	0.00	273.00
Forecourt of shops and cafes/restaurants in designated areas (Part A £369, Part B £940) Total A&B £1,309	N		1,199.50	0.00	1,199.50	1,309.00	0.00	1,309.00
<b>G. OCCASIONAL SALES</b>	N							
Initial Application (Part A £520, Part B £92) Total A&B £612	N		560.10	0.00	560.10	612.00	0.00	612.00
Subsequent Applications	N		242.70	0.00	242.70	263.00	0.00	263.00
<b>H. RIDING ESTABLISHMENTS</b>	N							
<b>Riding Establishments - New/Variation/Renewal</b>	N							
Under 15 horses (Part A £718, Part B £793) Total A&B £1,511	N		1,384.50	0.00	1,384.50	1,511.00	0.00	1,511.00
15 - 29 horses (Part A £956, Part B £1,032) Total £1,988	N		1,824.40	0.00	1,824.40	1,988.00	0.00	1,988.00
30 + horses (Part A £1,149, Part B £1,223) Total A&B £2,372	N		2,176.00	0.00	2,176.00	2,372.00	0.00	2,372.00
<b>Riding Establishments - Re-Inspection</b>	N							
Under 15 horses	N		643.00	0.00	643.00	701.00	0.00	701.00
15 - 29 horses	N		863.50	0.00	863.50	1,051.00	0.00	1,051.00
30 + horses	N		1,039.70	0.00	1,039.70	1,134.00	0.00	1,134.00
<b>I. SEX SHOPS</b>	N							
New application for sex establishment venue (Part A £872, Part B £2,271) Total A&B £3,143	N		2,882.90	0.00	2,882.90	3,143.00	0.00	3,143.00
Renewal application for sex establishment venue	N		1,863.60	0.00	1,863.60	2,032.00	0.00	2,032.00

Description of Fees & Charges	Statutory Service (Y/N)	Service is VATABLE	LONDON BOROUGH OF ENFIELD ENVIRONMENT & COMMUNITIES (PREV. PLACE) FEES & CHARGES 2023/24			LONDON BOROUGH OF ENFIELD ENVIRONMENT & COMMUNITIES PROPOSED FEES & CHARGES 2024/25		
			Basic £	VAT@ 20% £	Total £	Basic £	VAT@ 20% £	Total £
			<b>LICENCES CONTINUED</b>					
<b>J. TABLES &amp; CHAIRS</b>	N							
Up to 3 sq. m (Part A £376, Part B £105) Total £481	N		428.90	0.00	428.90	481.00	0.00	481.00
Between 3.01 and 10 sq. m (Part A £376, Part B £346) Total A&B £722	N		649.50	0.00	649.50	722.00	0.00	722.00
Between 10.01 and 15 sq. m (Part A £376, Part B £1,017) Total A&B £1,393	N		1,265.80	0.00	1,265.80	1,393.00	0.00	1,393.00
Between 15.01 and (maximum) 25 sq. m (Part A £376, Part B £2,361) Total A&B £2,737	N		2,498.20	0.00	2,498.20	2,737.00	0.00	2,737.00
<b>K. Zoos - FULL</b>	N							
Notification of intention to apply for a zoo licence	N		89.90	0.00	89.90	99.00	0.00	99.00
New application for a zoo licence (4 year licence) (Part A £2,939 Part B £5,213) Total A&B £8,152	N		6,514.00	0.00	6,514.00	8,152.00	0.00	8,152.00
Renewal of licence (6 year licence) (Part A £2,679 Part B £7,779) Total A&B £10,458	N		8,532.00	0.00	8,532.00	10,458.00	0.00	10,458.00
Transfer of licence	N		640.20	0.00	640.20	699.00	0.00	699.00
Variation of a zoo licence	N		Price on Application			Price on Application		
<b>Zoos - Specialised exemptions e.g. Smallholdings</b>	N							
Notification of intention to apply for a zoo licence	N		89.80	0.00	89.80	98.00	0.00	98.00
New application for a zoo licence (4 year licence) (Part A £742 Part B £3,516) Total A&B £4,258	N		3,450.00	0.00	3,450.00	4,258.00	0.00	4,258.00
Renewal of licence (6 year licence) (Part A £742, Part B £5,541) Total A&B £6,283	N		5,080.00	0.00	5,080.00	6,283.00	0.00	6,283.00
Transfer of licence	N		576.00	0.00	576.00	628.00	0.00	628.00
Variation of a zoo licence	N		Price on Application			Price on Application		
<b>L. Pleasure Boats</b>	N							
Application for a boat hire licence	N		307.60	0.00	307.60	336.00	0.00	336.00
Variation of a boat hire licence	N		154.50	0.00	154.50	169.00	0.00	169.00
<b>M. Hypnotism</b>	N							
Application for consent to conduct an exhibition, demonstration or performance of hypnotism	N		154.50	0.00	154.50	169.00	0.00	169.00



Description of Fees & Charges	Statutory Service (Y/N)	Service is VATABLE	LONDON BOROUGH OF ENFIELD ENVIRONMENT & COMMUNITIES (PREV. PLACE) FEES & CHARGES 2023/24			LONDON BOROUGH OF ENFIELD ENVIRONMENT & COMMUNITIES PROPOSED FEES & CHARGES 2024/25		
			Basic £	VAT@ 20% £	Total £	Basic £	VAT@ 20% £	Total £
			<b>TEMPORARY STREET TRADING LICENSE</b>	N				
Single event for a 'Seasonal' or 'Farmers' Market of up to 20 stalls for a maximum of 4 days' duration within a designated street trading area (3 Types)	N							
1. Market which requires the closure of a non-classified road (Part A £478, Part B 153) Total A&B £631	N		577.20	0.00	577.20	631.00	0.00	631.00
2. Market on the footway only (Part A £351, Part B £123) Total A&B £474	N		433.80	0.00	433.80	474.00	0.00	474.00
3. Any other market / event, a licence fee will be set to recover the Council's costs	N			Price on application			Price on application	
4. Temporary licence for goods on highway (6 months Maximum)	N			Price on application			Price on application	
<b>Note: a licence will only be granted for an area where the Council is satisfied that highway safety and free pedestrian passage requirements are not compromised. Where the Council concludes that a Market cannot be held without compromising these requirements, a refusal fee will be applied as indicated for the relevant category of temporary licence</b>	N							
<b>PAVEMENT LICENCE (Levelling-up and Regeneration Act 2023)</b>	N							
<b>NEW</b>			500.00	0.00	500.00	500.00	0.00	500.00
<b>RENEWAL</b>			350.00	0.00	350.00	350.00	0.00	350.00
	N							
<b>Licence application fee for 5 lettable rooms</b>	N		1,347.80	0.00	1,347.80	1,469.00	0.00	1,469.00
<b>Licence application fee for more than 5 lettable rooms if £1,469 plus £165 per room thereafter</b>	N		<b>£1,347.80+£152.00 per room</b>	0.00	<b>£1,347.80+£152.00 per room</b>	<b>£1,469+£165 per room</b>	0.00	<b>£1,469+£165 per room</b>
<b>Copy of HMO Register</b>	N		151.10	0.00	151.10	165.00	0.00	165.00
<b>ADDITIONAL (HMO) LICENCES</b>	N		1,170.00	0.00	1,170.00	1,276.00	0.00	1,276.00
<b>SELECTIVE LICENCES</b>	N		673.80	0.00	673.80	735.00	0.00	735.00
<b>APPROVALS</b>								
<b>CIVIL MARRIAGE VENUES - Inspection Fee:</b>	N							
New application for civil marriage venue (Part A £805, Part B £548) Total A&B £1,353	N		1,239.10	0.00	1,239.10	1,353.00	0.00	1,353.00
Renewal application for civil marriage venue	N		1,206.70	0.00	1,206.70	1,316.00	0.00	1,316.00
Notification of Changes (e.g. naming new person as licence holder) & issue of amended certificate	N		47.90	0.00	47.90	53.00	0.00	53.00
<b>LICENSING ACT 2003 - FEES AND EXEMPTIONS (statutory fee VAT Exempt)</b>								
<b>FEES PAYABLE:</b>	Y							
1.1 The fee for an application for the grant or variation of a premises licence is based on the rateable value of the property and the band specified for that rateable value, is as follows:	Y		GRANT & VARIATION FEE PAYABLE	VAT	GRANT & VARIATION FEE PAYABLE	GRANT & VARIATION FEE PAYABLE	VAT	GRANT & VARIATION FEE PAYABLE
<b>RATEABLE VALUES</b>	Y							
No rateable value to £4,300	Y		100.00	0.00	100.00	100.00	0.00	100.00
£4,300 to £33,000	Y		190.00	0.00	190.00	190.00	0.00	190.00
£33,001 to £87,000	Y		315.00	0.00	315.00	315.00	0.00	315.00
£87,001 to £125,000	Y		450.00	0.00	450.00	450.00	0.00	450.00
£125,001 and above	Y		635.00	0.00	635.00	635.00	0.00	635.00
1.2 In addition, premises in Bands D and E, where an application relates exclusively or primarily for the supply of alcohol for consumption on a premises located in a city or town centre, must pay a further fee, as follows:	Y		GRANT & VARIATION FEE PAYABLE	VAT	GRANT & VARIATION FEE PAYABLE	GRANT & VARIATION FEE PAYABLE	VAT	GRANT & VARIATION FEE PAYABLE
<b>RATEABLE VALUES</b>	Y							
£87,001 to £125,000	Y		450.00	0.00	450.00	450.00	0.00	450.00
£125,001 and above	Y		1,270.00	0.00	1,270.00	1,270.00	0.00	1,270.00

Description of Fees & Charges	Statutory Service (Y/N)	Service is VATABLE	LONDON BOROUGH OF ENFIELD ENVIRONMENT & COMMUNITIES (PREV. PLACE) FEES & CHARGES 2023/24			LONDON BOROUGH OF ENFIELD ENVIRONMENT & COMMUNITIES PROPOSED FEES & CHARGES 2024/25		
			Basic £	VAT@ 20% £	Total £	Basic £	VAT@ 20% £	Total £
			1.3 In addition, where 5,000 or more persons are admitted at the same time to a premises when the existing licence authorises licensable activities to take place, the application must be accompanied by a fee corresponding to the range of number of persons within which falls the maximum number of persons allowed as follows:	Y		GRANT & VARIATION ADDITIONAL FEE	VAT	GRANT & VARIATION ADDITIONAL FEE
<b>MAXIMUM NUMBER OF PERSONS</b>	Y							
5,000 to 9,999	Y		1,000.00	0.00	1,000.00	1,000.00	0.00	1,000.00
10,000 to 14,999	Y		2,000.00	0.00	2,000.00	2,000.00	0.00	2,000.00
15,000 to 19,999	Y		4,000.00	0.00	4,000.00	4,000.00	0.00	4,000.00
20,000 to 29,999	Y		8,000.00	0.00	8,000.00	8,000.00	0.00	8,000.00
30,000 to 39,999	Y		16,000.00	0.00	16,000.00	16,000.00	0.00	16,000.00
40,000 to 49,999	Y		24,000.00	0.00	24,000.00	24,000.00	0.00	24,000.00
50,000 to 59,999	Y		32,000.00	0.00	32,000.00	32,000.00	0.00	32,000.00
60,000 to 69,999	Y		40,000.00	0.00	40,000.00	40,000.00	0.00	40,000.00
70,000 to 79,999	Y		48,000.00	0.00	48,000.00	48,000.00	0.00	48,000.00
80,000 to 89,999	Y		56,000.00	0.00	56,000.00	56,000.00	0.00	56,000.00
90,000 and over	Y		64,000.00	0.00	64,000.00	64,000.00	0.00	64,000.00
1.4 The annual fee payable for a premises licence, is based on the rateable value of the property and the band specified for that rateable value, as follows:	Y		ANNUAL FEE PAYABLE	VAT	ANNUAL FEE PAYABLE	ANNUAL FEE PAYABLE	VAT	ANNUAL FEE PAYABLE
<b>RATEABLE VALUES</b>	Y							
No rateable value to £4,300	Y		70.00	0.00	70.00	70.00	0.00	70.00
£4,300 to £33,000	Y		180.00	0.00	180.00	180.00	0.00	180.00
£33,001 to £87,000	Y		295.00	0.00	295.00	295.00	0.00	295.00
£87,001 to £125,000	Y		320.00	0.00	320.00	320.00	0.00	320.00
£125,001 and above	Y		350.00	0.00	350.00	350.00	0.00	350.00
1.5 In addition, premises in Bands D and E, where an application relates exclusively or primarily for the supply of alcohol for consumption on a premises located in a city or town centre, must pay a further fee, as follows:	Y		ANNUAL ADDITIONAL FEE	VAT	ANNUAL ADDITIONAL FEE	ANNUAL ADDITIONAL FEE	VAT	ANNUAL ADDITIONAL FEE
<b>RATEABLE VALUES</b>	Y							
£87,001 to £125,000	Y		640.00	0.00	640.00	640.00	0.00	640.00
£125,001 and above	Y		1,050.00	0.00	1,050.00	1,050.00	0.00	1,050.00

Description of Fees & Charges	Statutory Service (Y/N)	Service is VATABLE	LONDON BOROUGH OF ENFIELD ENVIRONMENT & COMMUNITIES (PREV. PLACE) FEES & CHARGES 2023/24			LONDON BOROUGH OF ENFIELD ENVIRONMENT & COMMUNITIES PROPOSED FEES & CHARGES 2024/25		
			Basic £	VAT@ 20% £	Total £	Basic £	VAT@ 20% £	Total £
<b>LICENSING ACT 2003 - FEES AND EXEMPTIONS (statutory fee VAT Exempt)</b>								
1.6 In addition, where 5,000 or more persons are admitted at the same time to a premises when the existing licence authorises licensable activities to take place, the application must be accompanied by a fee corresponding to the range of number of persons within which falls the maximum number of persons allowed as follows:	Y		ANNUAL ADDITIONAL FEE	VAT	ANNUAL ADDITIONAL FEE	ANNUAL ADDITIONAL FEE	VAT	ANNUAL ADDITIONAL FEE
<b>MAXIMUM NUMBER OF PERSONS</b>	Y							
5,000 to 9,999	Y		500.00	0.00	500.00	500.00	0.00	500.00
10,000 to 14,999	Y		1,000.00	0.00	1,000.00	1,000.00	0.00	1,000.00
15,000 to 19,999	Y		2,000.00	0.00	2,000.00	2,000.00	0.00	2,000.00
20,000 to 29,999	Y		4,000.00	0.00	4,000.00	4,000.00	0.00	4,000.00
30,000 to 39,999	Y		8,000.00	0.00	8,000.00	8,000.00	0.00	8,000.00
40,000 to 49,999	Y		12,000.00	0.00	12,000.00	12,000.00	0.00	12,000.00
50,000 to 59,999	Y		16,000.00	0.00	16,000.00	16,000.00	0.00	16,000.00
60,000 to 69,999	Y		20,000.00	0.00	20,000.00	20,000.00	0.00	20,000.00
70,000 to 79,999	Y		24,000.00	0.00	24,000.00	24,000.00	0.00	24,000.00
80,000 to 89,999	Y		28,000.00	0.00	28,000.00	28,000.00	0.00	28,000.00
90,000 and over	Y		32,000.00	0.00	32,000.00	32,000.00	0.00	32,000.00
<b>FEES PAYABLE:</b>	Y							
2.1 The fee for an application for the grant or variation of a club premises certificate is based on the rateable value of the property and the band specified for that rateable value, is as follows:	Y		GRANT & VARIATION FEE PAYABLE	VAT	GRANT & VARIATION FEE PAYABLE	GRANT & VARIATION FEE PAYABLE	VAT	GRANT & VARIATION FEE PAYABLE
<b>RATEABLE VALUES</b>	Y							
No rateable value to £4,300	Y		100.00	0.00	100.00	100.00	0.00	100.00
£4,300 to £33,000	Y		190.00	0.00	190.00	190.00	0.00	190.00
£33,001 to £87,000	Y		315.00	0.00	315.00	315.00	0.00	315.00
£87,001 to £125,000	Y		450.00	0.00	450.00	450.00	0.00	450.00
£125,001 and above	Y		635.00	0.00	635.00	635.00	0.00	635.00
2.2 The annual fee payable for club premises certificate is based on the rateable value of the property and the band specified for that rateable value, is as follows:	Y		ANNUAL FEE PAYABLE	VAT	ANNUAL FEE PAYABLE	ANNUAL FEE PAYABLE	VAT	ANNUAL FEE PAYABLE
<b>RATEABLE VALUES</b>	Y							
No rateable value to £4,300	Y		70.00	0.00	70.00	70.00	0.00	70.00
£4,300 to £33,000	Y		180.00	0.00	180.00	180.00	0.00	180.00
£33,001 to £87,000	Y		295.00	0.00	295.00	295.00	0.00	295.00
£87,001 to £125,000	Y		320.00	0.00	320.00	320.00	0.00	320.00
£125,001 and above	Y		350.00	0.00	350.00	350.00	0.00	350.00
<b>OTHER FEES PAYABLE IN RESPECT OF APPLICATIONS MADE OR NOTICES GIVEN, ARE AS FOLLOWS</b>	Y		FEE PAYABLE	VAT	FEE PAYABLE	FEE PAYABLE	VAT	FEE PAYABLE
<b>APPLICATION OR NOTICE</b>	Y							
Notification of theft, loss, etc. of premises licence or summary	Y		10.50	0.00	10.50	10.50	0.00	10.50
Application for provisional statement where premises being built, etc.	Y		315.00	0.00	315.00	315.00	0.00	315.00
Notification of change of name or address of premises licence holder or designated premises supervisor	Y		10.50	0.00	10.50	10.50	0.00	10.50
Application to vary premises licence to specify individual as designated premises supervisor	Y		23.00	0.00	23.00	23.00	0.00	23.00
Application for transfer of premises licence	Y		23.00	0.00	23.00	23.00	0.00	23.00
Application for a minor variation to a premises licence	Y		89.00	0.00	89.00	89.00	0.00	89.00
Notice of interim authority following death etc. of the premises licence holder	Y		23.00	0.00	23.00	23.00	0.00	23.00
Notification of theft, loss, etc. of club premises certificate or summary	Y		10.50	0.00	10.50	10.50	0.00	10.50
Notification of change of name or alteration of rules of club	Y		10.50	0.00	10.50	10.50	0.00	10.50
Notification of change of relevant registered address of the club	Y		10.50	0.00	10.50	10.50	0.00	10.50

Description of Fees & Charges	Statutory Service (Y/N)	Service is VATABLE	LONDON BOROUGH OF ENFIELD ENVIRONMENT & COMMUNITIES (PREV. PLACE) FEES & CHARGES 2023/24			LONDON BOROUGH OF ENFIELD ENVIRONMENT & COMMUNITIES PROPOSED FEES & CHARGES 2024/25		
			Basic £	VAT@ 20% £	Total £	Basic £	VAT@ 20% £	Total £
			Application for temporary event notice	Y		21.00	0.00	21.00
Notification of theft, loss, etc. of temporary event notice	Y		10.50	0.00	10.50	10.50	0.00	10.50
Application for grant of a personal licence	Y		37.00	0.00	37.00	37.00	0.00	37.00
Notification of theft, loss, etc. of personal licence	Y		10.50	0.00	10.50	10.50	0.00	10.50
Notification of change of name or address of personal licence holder	Y		10.50	0.00	10.50	10.50	0.00	10.50
Notification of right of freeholder to be notified of licensing matters	Y		21.00	0.00	21.00	21.00	0.00	21.00
<b>SPECIAL TREATMENT LICENCE FEES &amp; EXEMPTIONS ANNUAL LICENCES</b>								
<b>GROUP A</b>	N							
<b>Establishments that offer invasive and high risk procedures.</b>	N							
NEW LICENCES (Part A £560, Part B £482) Total A&B £1,042	N		954.60	0.00	954.60	1,042.00	0.00	1,042.00
RENEWALS	N		763.50	0.00	763.50	764.00	0.00	764.00
VARIATIONS	N		473.10	0.00	473.10	517.00	0.00	517.00
TRANSFER	N		356.70	0.00	356.70	833.00	0.00	833.00
<b>GROUP B</b>	N							
Establishments that offer medium risk and non invasive treatments.	N							
NEW LICENCES (Part A £498, Part B £268) Total A&B £766	N		700.90	0.00	700.90	766.00	0.00	766.00
RENEWALS	N		555.10	0.00	555.10	607.00	0.00	607.00
VARIATIONS	N		317.50	0.00	317.50	347.00	0.00	347.00
TRANSFER	N		199.80	0.00	199.80	218.00	0.00	218.00
<b>GROUP C</b>	N							
Establishments that offer low risk treatments.	N							
NEW LICENCES (Part A £363, Part B £197) Total A&B £560	N		512.10	0.00	512.10	560.00	0.00	560.00
RENEWALS	N		406.50	0.00	406.50	444.00	0.00	444.00
VARIATIONS	N		283.10	0.00	283.10	310.00	0.00	310.00
TRANSFER	N		199.80	0.00	199.80	218.00	0.00	218.00
OCCASIONAL LICENCE	N		296.60	0.00	296.60	324.00	0.00	324.00
GUEST TATTOIST	N			N/A		324.00	0.00	324.00
AMENDMENT	N		43.00	0.00	43.00	47.00	0.00	47.00
REPLACEMENT COPY OF LICENCE	N		43.00	0.00	43.00	47.00	0.00	47.00
<b>SCRAP METAL DEALERS</b>								
<b>Now covered by Scrap Metal Dealers Act 2013</b>	N							
Site Licence:	N							
New (Part A £144, Part B £454) Total A&B £598	N		548.00	0.00	548.00	604.00	0.00	604.00
Variation (Part A £144, Part B £454) Total A&B £598	N		548.00	0.00	548.00	598.00	0.00	598.00
Renewal (Part A £144, Part B £454) Total A&B £598	N		548.00	0.00	548.00	604.00	0.00	604.00

Description of Fees & Charges	Statutory Service (Y/N)	Service is VATABLE	LONDON BOROUGH OF ENFIELD ENVIRONMENT & COMMUNITIES (PREV. PLACE) FEES & CHARGES 2023/24			LONDON BOROUGH OF ENFIELD ENVIRONMENT & COMMUNITIES PROPOSED FEES & CHARGES 2024/25		
			Basic £	VAT@ 20% £	Total £	Basic £	VAT@ 20% £	Total £
			<b>Collector's Licence:</b>	N				
New (Part A £144, Part B £144) Total A&B £288	N		263.90	0.00	263.90	294.00	0.00	294.00
Variation (Part A £144, Part B £144) Total A&B £288	N		263.90	0.00	263.90	288.00	0.00	288.00
Renewal (Part A £144, Part B £144) Total A&B £288	N		263.90	0.00	263.90	294.00	0.00	294.00
<b>WEIGHTS AND MEASURES FEES</b>								
<b>Fees for the purpose of Section II(5) of the Weights and Measures Act 1985 &amp; EEC Measuring Instrument (Fees) (as amended)</b>								
All weights and measuring equipment (£60.00 per hour or part thereof)	N		81.00	0.00	81.00	89.00	0.00	89.00
second officer if required (£36 per hour or part thereof)	N		48.70	0.00	48.70	54.00	0.00	54.00
specialist equipment required	N		Price on application			Price on application		
<b>Calibration and certification fees for the purpose of section 74 of the Weights and Measures Act 1985</b>								
All weights and measuring equipment (£60.00 per hour or part thereof)	N		81.00	0.00	81.00	89.00	0.00	89.00
second officer if required (£36 per hour or part thereof)	N		48.70	0.00	48.70	54.00	0.00	54.00
specialist equipment required	N		Price on application			Price on application		
<b>GREATER LONDON (GENERAL POWERS ACT) 1984</b>								
Registration to hold sales by competitive bidding	N		411.50	0.00	411.50	463.00	0.00	463.00
Exemption from registration	N		138.00	0.00	138.00	156.00	0.00	156.00
<b>LICENSING OF STORES AND REGISTRATION OF PREMISES FOR THE KEEPING OF EXPLOSIVES</b>								
<b>STATUTORY FEES</b>								
New licence to store explosives UNDER 250kg, where by virtue of regulation 27 and Schedule 5 to the 2014 Regulations, no minimum separation distance or a 0 metres separation is prescribed	Y							
1 YEAR	Y		109.00	0.00	109.00	111.00	0.00	111.00
2 YEARS	Y		141.00	0.00	141.00	144.00	0.00	144.00
3 YEARS	Y		173.00	0.00	173.00	177.00	0.00	177.00
4 YEARS	Y		206.00	0.00	206.00	211.00	0.00	211.00
5 YEARS	Y		238.00	0.00	238.00	243.00	0.00	243.00
Renewal of licence to store explosives UNDER 250kg, where by virtue of regulation 27 and Schedule 5 to the 2014 Regulations, no minimum separation distance or a 0 metres separation is prescribed	Y							
1 YEAR	Y		54.00	0.00	54.00	55.00	0.00	55.00
2 YEARS	Y		86.00	0.00	86.00	88.00	0.00	88.00
3 YEARS	Y		120.00	0.00	120.00	123.00	0.00	123.00
4 YEARS	Y		152.00	0.00	152.00	155.00	0.00	155.00
5 YEARS	Y		185.00	0.00	185.00	189.00	0.00	189.00
New licence to store explosives OVER 250kg BUT LESS than 2,000kg, where by virtue of regulation 27 and Schedule 5 to the 2014 Regulations, a minimum separation distance of greater than 0 metres is prescribed	Y							

Description of Fees & Charges	Statutory Service (Y/N)	Service is VATABLE	LONDON BOROUGH OF ENFIELD ENVIRONMENT & COMMUNITIES (PREV. PLACE) FEES & CHARGES 2023/24			LONDON BOROUGH OF ENFIELD ENVIRONMENT & COMMUNITIES PROPOSED FEES & CHARGES 2024/25		
			Basic £	VAT@ 20% £	Total £	Basic £	VAT@ 20% £	Total £
			1 YEAR	Y		185.00	0.00	185.00
2 YEARS	Y		243.00	0.00	243.00	248.00	0.00	248.00
3 YEARS	Y		304.00	0.00	304.00	311.00	0.00	311.00
4 YEARS	Y		374.00	0.00	374.00	382.00	0.00	382.00
5 YEARS	Y		423.00	0.00	423.00	432.00	0.00	432.00
Renewal of licence to store explosives OVER 250kg BUT LESS than 2,000kg, where by virtue of regulation 27 and Schedule 5 to the 2014 Regulations, a minimum separation distance of greater than 0 metres is prescribed	Y							
1 YEAR	Y		86.00	0.00	86.00	88.00	0.00	88.00
2 YEARS	Y		147.00	0.00	147.00	150.00	0.00	150.00
3 YEARS	Y		206.00	0.00	206.00	211.00	0.00	211.00
4 YEARS	Y		266.00	0.00	266.00	272.00	0.00	272.00
5 YEARS	Y		326.00	0.00	326.00	333.00	0.00	333.00
Any kind of variation	Y		Reasonable cost of the work done by the licensing authority			Reasonable cost of the work done by the licensing authority		
Transfer of licence or registration	Y		36.00	0.00	36.00	37.00	0.00	37.00
Replacement licence document	Y		36.00	0.00	36.00	37.00	0.00	37.00
All year Fireworks supply licence	Y		500.00	0.00	500.00	500.00	0.00	500.00
<b>GAMBLING ACT 2005</b>								
FEES AND EXEMPTIONS (VAT exempt)								
NB Fee capped by Government	Y							
New Applications	Y							
Bingo	Y		3,500.00	0.00	3,500.00	3,500.00	0.00	3,500.00
Betting Shop	Y		3,000.00	0.00	3,000.00	3,000.00	0.00	3,000.00
Adult Gaming Centre	Y		2,000.00	0.00	2,000.00	2,000.00	0.00	2,000.00
Track	Y		2,500.00	0.00	2,500.00	2,500.00	0.00	2,500.00
Family Entertainment Centre	Y		2,000.00	0.00	2,000.00	2,000.00	0.00	2,000.00
New Applications - where provisional statement already issued	Y							
Bingo	Y		1,200.00	0.00	1,200.00	1,200.00	0.00	1,200.00
Betting Shop	Y		1,200.00	0.00	1,200.00	1,200.00	0.00	1,200.00
Adult Gaming Centre	Y		1,200.00	0.00	1,200.00	1,200.00	0.00	1,200.00
Track	Y		950.00	0.00	950.00	950.00	0.00	950.00
Family Entertainment Centre	Y		950.00	0.00	950.00	950.00	0.00	950.00
Provisional Statement Applications	Y							
Bingo	Y		3,500.00	0.00	3,500.00	3,500.00	0.00	3,500.00
Betting Shop	Y		3,000.00	0.00	3,000.00	3,000.00	0.00	3,000.00
Adult Gaming Centre	Y		2,000.00	0.00	2,000.00	2,000.00	0.00	2,000.00
Track	Y		2,500.00	0.00	2,500.00	2,500.00	0.00	2,500.00
Family Entertainment Centre	Y		2,000.00	0.00	2,000.00	2,000.00	0.00	2,000.00
Transfer Applications	Y							
Bingo	Y		1,200.00	0.00	1,200.00	1,200.00	0.00	1,200.00
Betting Shop	Y		1,200.00	0.00	1,200.00	1,200.00	0.00	1,200.00
Adult Gaming Centre	Y		1,200.00	0.00	1,200.00	1,200.00	0.00	1,200.00
Track	Y		950.00	0.00	950.00	950.00	0.00	950.00
Family Entertainment Centre	Y		950.00	0.00	950.00	950.00	0.00	950.00
Reinstatement Applications	Y							
Bingo	Y		1,200.00	0.00	1,200.00	1,200.00	0.00	1,200.00
Betting Shop	Y		1,200.00	0.00	1,200.00	1,200.00	0.00	1,200.00
Adult Gaming Centre	Y		1,200.00	0.00	1,200.00	1,200.00	0.00	1,200.00

Description of Fees & Charges	Statutory Service (Y/N)	Service is VATABLE	LONDON BOROUGH OF ENFIELD ENVIRONMENT & COMMUNITIES (PREV. PLACE) FEES & CHARGES 2023/24			LONDON BOROUGH OF ENFIELD ENVIRONMENT & COMMUNITIES PROPOSED FEES & CHARGES 2024/25		
			Basic £	VAT@ 20% £	Total £	Basic £	VAT@ 20% £	Total £
			Track	Y		950.00	0.00	950.00
Family Entertainment Centre	Y		950.00	0.00	950.00	950.00	0.00	950.00
Variation Applications	Y							
Bingo	Y		1,750.00	0.00	1,750.00	1,750.00	0.00	1,750.00
Betting Shop	Y		1,500.00	0.00	1,500.00	1,500.00	0.00	1,500.00
Adult Gaming Centre	Y		1,000.00	0.00	1,000.00	1,000.00	0.00	1,000.00
Track	Y		1,250.00	0.00	1,250.00	1,250.00	0.00	1,250.00
Family Entertainment Centre	Y		1,000.00	0.00	1,000.00	1,000.00	0.00	1,000.00
Annual Fees	Y							
Bingo	Y		1,000.00	0.00	1,000.00	1,000.00	0.00	1,000.00
Betting Shop	Y		600.00	0.00	600.00	600.00	0.00	600.00
Adult Gaming Centre	Y		1,000.00	0.00	1,000.00	1,000.00	0.00	1,000.00
Track	Y		1,000.00	0.00	1,000.00	1,000.00	0.00	1,000.00
Family Entertainment Centre	Y		750.00	0.00	750.00	750.00	0.00	750.00
Notification of Change of Circumstances	Y		50.00	0.00	50.00	50.00	0.00	50.00
Request for copy of Premises Licence	Y		25.00	0.00	25.00	25.00	0.00	25.00
<b>GAMBLING ACT 2005 - FEES AND EXEMPTIONS (STATUTORY FEE VAT exempt)</b>	Y							
Alcohol Licensed Premises Gaming Machine Permit Fees	Y							
New	Y		150.00	0.00	150.00	150.00	0.00	150.00
New Existing S34 Permit holder (more than 2 machines)	Y		100.00	0.00	100.00	100.00	0.00	100.00
Variation of information on permit e.g. number of machines	Y		100.00	0.00	100.00	100.00	0.00	100.00
Notification of 2 machines or less (new & existing)	Y		50.00	0.00	50.00	50.00	0.00	50.00
Transfer - If transfer of Premises Licence to sell alcohol granted	Y		25.00	0.00	25.00	25.00	0.00	25.00
Name change i.e. new married name etc.	Y		25.00	0.00	25.00	25.00	0.00	25.00
Replacement permit	Y		15.00	0.00	15.00	15.00	0.00	15.00
Annual fee (payable by premises with three or more machines)	Y		50.00	0.00	50.00	50.00	0.00	50.00
Club Gaming & Club Gaming Machine Permit Fees	Y							
New	Y		200.00	0.00	200.00	200.00	0.00	200.00
New Existing Part II or Part III Gaming Act 1968 registrations	Y		100.00	0.00	100.00	100.00	0.00	100.00
<b>GAMBLING ACT 2005 CONTINUED</b>								
New (fast track) holder of Club Premises Certificate under Licensing Act 2003	Y		100.00	0.00	100.00	100.00	0.00	100.00
Renewal	Y		100.00	0.00	100.00	100.00	0.00	100.00
Variation	Y		100.00	0.00	100.00	100.00	0.00	100.00
Replacement permit	Y		15.00	0.00	15.00	15.00	0.00	15.00
Annual fee	Y		50.00	0.00	50.00	50.00	0.00	50.00
Unlicensed Family Entertainment Centre Gaming Machine Permit Fees	Y							
New	Y		300.00	0.00	300.00	300.00	0.00	300.00
New Existing Part II and Part III Gaming Act 1968 registrations	Y		100.00	0.00	100.00	100.00	0.00	100.00
Renewal	Y		300.00	0.00	300.00	300.00	0.00	300.00
Change of Name	Y		25.00	0.00	25.00	25.00	0.00	25.00
Replacement permit	Y		15.00	0.00	15.00	15.00	0.00	15.00
Prize Gaming Permit Fees	Y							
New	Y		300.00	0.00	300.00	300.00	0.00	300.00
New Existing Section 16 Lotteries & Amusement Act 1976 Permit holder	Y		100.00	0.00	100.00	100.00	0.00	100.00
Renewal (every 10 years)	Y		300.00	0.00	300.00	300.00	0.00	300.00
Change of name	Y		25.00	0.00	25.00	25.00	0.00	25.00
Replacement permit	Y		15.00	0.00	15.00	15.00	0.00	15.00
Temporary Use Notice	Y		250.00	0.00	250.00	250.00	0.00	250.00
Small Society Lotteries	Y							
New	Y		40.00	0.00	40.00	40.00	0.00	40.00

Description of Fees & Charges	Statutory Service (Y/N)	Service is VATABLE	LONDON BOROUGH OF ENFIELD ENVIRONMENT & COMMUNITIES (PREV. PLACE) FEES & CHARGES 2023/24			LONDON BOROUGH OF ENFIELD ENVIRONMENT & COMMUNITIES PROPOSED FEES & CHARGES 2024/25		
			Basic £	VAT@ 20% £	Total £	Basic £	VAT@ 20% £	Total £
			Annual fee	Y		20.00	0.00	20.00
CASINO			Refer to the Casino fees (maximum) in The Gambling (Premises Licence Fees) (England and Wales) Regulations 2007			Refer to the Casino fees (maximum) in The Gambling (Premises Licence Fees) (England and Wales) Regulations 2007		
<b>General Licensing Admin Fees (non Licensing Act or Gambling Act)</b>	N							
Replacement licence	N		42.50	0.00	42.50	48.00	0.00	48.00
Change of name and address of licence holder	N		42.50	0.00	42.50	48.00	0.00	48.00
Replacement permit	Y		15.00	0.00	15.00	15.00	0.00	15.00
Temporary Use Notice	Y		250.00	0.00	250.00	250.00	0.00	250.00
Small Society Lotteries	Y							
New	Y		40.00	0.00	40.00	40.00	0.00	40.00
Annual fee	Y		20.00	0.00	20.00	20.00	0.00	20.00
<b>SAFETY CERTIFICATES FOR SPORTS GROUNDS</b>								
<b>Sports Grounds:</b>	N							
Application for a sport ground safety certificate	N		2,845.50	0.00	2,845.50	3,102.00	0.00	3,102.00
Application to change a safety certificate for a sports ground	N		2,131.20	0.00	2,131.20	2,324.00	0.00	2,324.00
<b>Regulated Stands at sports grounds:</b>	N							
Application to certify a regulated stand at a sports ground	N		2,131.20	0.00	2,131.20	2,324.00	0.00	2,324.00
Application to change a safety certificate for a regulated stand at a sports ground	N		1,416.70	0.00	1,416.70	1,545.00	0.00	1,545.00
<b>STRAY DOGS SERVICE</b>								
<b>Reclaim of a stray dog:</b>	Y							
Kennelling fee (per day)	N		12.00	0.00	12.00	14.00	0.00	14.00
Seizure fee	N		130.00	0.00	130.00	142.00	0.00	142.00
Veterinary fees(Depends on any treatment that is needed)	N			Price on application			Price on application	
Microchipping	N							
<b>Charges for Notices served under the Housing Act 2004</b>								
Hazard Awareness Notice (if a subsequent notice is not required)	N							
Hazard Awareness Notice (if a subsequent notice is required)	N		240.10	0.00	240.10	262.00	0.00	262.00
Improvement Notice	N		480.00	0.00	480.00	524.00	0.00	524.00
Prohibition Order	N		480.00	0.00	480.00	524.00	0.00	524.00
Emergency Prohibition Order	N		480.00	0.00	480.00	524.00	0.00	524.00
Emergency Remedial Action	N		480.00	0.00	480.00	524.00	0.00	524.00
Demolition Order	N		480.00	0.00	480.00	524.00	0.00	524.00
Review of a suspended Improvement Notice	N		275.20	0.00	275.20	300.00	0.00	300.00
Review of a suspended Prohibition Order	N		275.20	0.00	275.20	300.00	0.00	300.00
Charge for any subsequent notice served at the same time for the same property	N		206.50	0.00	206.50	226.00	0.00	226.00



Description of Fees & Charges	Statutory Service (Y/N)	Service is VATABLE	LONDON BOROUGH OF ENFIELD ENVIRONMENT & COMMUNITIES (PREV. PLACE) FEES & CHARGES 2023/24			LONDON BOROUGH OF ENFIELD ENVIRONMENT & COMMUNITIES PROPOSED FEES & CHARGES 2024/25		
			Basic £	VAT@ 20% £	Total £	Basic £	VAT@ 20% £	Total £
			<b>Community Spaces</b>					
<b>Angel Community Centre</b>								
<b>Conference Room (meeting space for up to 16 people)</b>	N							
Monday - Friday - hourly rate	N		14.50	0.00	14.50	15.10	0.00	15.10
Saturday - Sunday - hourly rate	N		21.50	0.00	21.50	22.40	0.00	22.40
<b>Small Hall (meeting space for up to 40 people)</b>	N							
Monday - Friday - hourly rate	N		21.50	0.00	21.50	22.40	0.00	22.40
Saturday - Sunday - hourly rate	N		32.30	0.00	32.30	33.60	0.00	33.60
<b>Large Hall (meeting space for up to 150 people)</b>	N							
Monday - Friday - hourly rate	N		40.40	0.00	40.40	42.00	0.00	42.00
Saturday - Sunday - hourly rate	N		43.50	0.00	43.50	45.30	0.00	45.30
<b>Large Hall (social functions for up to 140 people)</b>	N			0.00				
Monday - Friday - hourly rate	N		47.90	0.00	47.90	49.80	0.00	49.80
Saturday - Sunday - hourly rate	N		84.40	0.00	84.40	87.80	0.00	87.80
<b>Kitchen Hire (hourly rate)</b>	N							
Kitchen Hire (all facilities such as fridge, cookers, ovens, hot cabinet)	N		12.90	0.00	12.90	13.50	0.00	13.50
Part Kitchen Hire (for serving of pre-prepared food/drink only)	N		26.40	0.00	26.40	27.50	0.00	27.50
<b>Corkage Fee (one off charge)</b>	N		61.40	0.00	61.40	63.90	0.00	63.90
<b>Discount Weekend Packages</b>	N							
Social Full Day 12 hours ( Large Hall + Kitchen)	N		993.10	0.00	993.10	1,032.90	0.00	1,032.90
Social Half Day 7 hours ( Large Hall + Kitchen)	N		584.70	0.00	584.70	608.10	0.00	608.10
<b>Youth Centres</b>								
<b>Alan Pullinger Youth Centre</b>	N							
Room/Facility hire	N			Price On Application			Price On Application	
Whole Centre hire	N			Price On Application			Price On Application	
<b>Bell Lane Youth Centre</b>	N							
Room/Facility hire	N			Price On Application			Price On Application	
Whole Centre hire	N			Price On Application			Price On Application	
<b>Craig Park Youth Centre</b>	N							
Room/Facility hire	N			Price On Application			Price On Application	
Whole Centre hire	N			Price On Application			Price On Application	
<b>Croyland Youth Centre</b>	N							
Room/Facility hire	N			Price On Application			Price On Application	
Whole Centre hire	N			Price On Application			Price On Application	
<b>Ponders End Youth Centre</b>	N							
Room/Facility hire	N			Price On Application			Price On Application	
Whole Centre hire	N			Price On Application			Price On Application	

Description of Fees & Charges	Statutory Service (Y/N)	Service is VATABLE	LONDON BOROUGH OF ENFIELD ENVIRONMENT & COMMUNITIES (PREV. PLACE) FEES & CHARGES 2023/24			LONDON BOROUGH OF ENFIELD ENVIRONMENT & COMMUNITIES PROPOSED FEES & CHARGES 2024/25		
			Basic £	VAT@ 20% £	Total £	Basic £	VAT@ 20% £	Total £
			<b>Community Spaces Continued</b>					
<b>Green Towers -VENUE</b>	N							
Conference Room 1 - Monday & Friday	N		39.80	0.00	39.80	41.40	0.00	41.40
Conference Room 1 - Saturday & Sunday	N		52.60	0.00	52.60	54.70	0.00	54.70
Breakout Room 1 - Monday & Friday	N		32.70	0.00	32.70	34.00	0.00	34.00
Breakout Room 1 - Saturday & Sunday	N		39.80	0.00	39.80	41.40	0.00	41.40
Small Meeting Room 2 - Monday & Friday	N		19.90	0.00	19.90	20.70	0.00	20.70
Small Meeting Room 2 - Saturday & Sunday	N		28.10	0.00	28.10	29.20	0.00	29.20
Large Hall - Conference/Meeting	N		64.30	0.00	64.30	66.90	0.00	66.90
Large Hall - Private Event	N		101.60	0.00	101.60	105.70	0.00	105.70
<b>Salisbury House -VENUE</b>	N							
Ground Floor Salisbury Room	N		37.40	0.00	37.40	38.90	0.00	38.90
Edinburgh Room	N		28.10	0.00	28.10	29.20	0.00	29.20
The Tudor Room	N		39.80	0.00	39.80	41.40	0.00	41.40
Salisbury Room & Tea Room - £57 per hour (Minimum Hire 4 Hours)	N		70.10	0.00	70.10	72.90	0.00	72.90
Salisbury Room, Tea Room & The Garden - £100 per hour (Minimum Hire 4 Hours)	N		122.60	0.00	122.60	127.50	0.00	127.50
<b>LEISURE -CULTURE</b>								
<b>DUGDALE-VENUE</b>								
Dugdale Venue Hire Rates & Charges	N							
(These prices are relevant to the dates of hire, not the date of the booking.)	N							
<b>DAC Studio Theatre</b>	N							
Studio Theatre - shows and live performance rate (Weekdays) per hour	N		131.25	0.00	131.25	143.00	0.00	143.00
Studio Theatre - shows and live performance rate (Weekends) per hour	N		165.00	0.00	165.00	180.00	0.00	180.00
Rehearsal rate (Weekdays) per hour			103.74	0.00	103.74	113.00	0.00	113.00
Rehearsal rate (Weekends) per hour			132.10	0.00	132.10	144.00	0.00	144.00
Conference rate (Weekdays) per hour			155.00	31.00	186.00	169.17	33.83	203.00
Conference rate (Weekends) per hour			180.00	36.00	216.00	196.67	39.33	236.00
Tiered Seating Area per hour			50.00	0.00	50.00	55.00	0.00	55.00
Soft Seating Area per hour	N		20.00	0.00	20.00	22.00	0.00	22.00
Mezzanine per hour	N		20.00	0.00	20.00	22.00	0.00	22.00
Gallery Wall per week	N		100.00	0.00	100.00	110.00	0.00	110.00
The DAC Space per hour	N		195.00	0.00	195.00	213.00	0.00	213.00
<b>MILLFIELD THEATRE</b>								
<b>Theatre Hire Rates:</b>	N							
Mon/Tues/Wed/Thur/Friday( Performance of up to 3 hours including a 20 minute interval)	N		1,489.22	0.00	1,489.22	1,624.00	0.00	1,624.00
Mon/Tues/Wed/Thur/Friday-Hourly rate after the 3 hours	N		327.29	0.00	327.29	357.00	0.00	357.00
Sat/ Sun/Bank Holiday ( Performance of up to 3 hours including a 20 minute interval)	N		1,718.33	0.00	1,718.33	1,873.00	0.00	1,873.00
Sat/ Sun/Bank Holiday-Hourly rate after the 3 hours	N		384.09	0.00	384.09	419.00	0.00	419.00
Use of theatre prior to the performance per hour	N		126.63	0.00	126.63	139.00	0.00	139.00

Description of Fees & Charges	Statutory Service (Y/N)	Service is VATABLE	LONDON BOROUGH OF ENFIELD ENVIRONMENT & COMMUNITIES (PREV. PLACE) FEES & CHARGES 2023/24			LONDON BOROUGH OF ENFIELD ENVIRONMENT & COMMUNITIES PROPOSED FEES & CHARGES 2024/25		
			Basic £	VAT@ 20% £	Total £	Basic £	VAT@ 20% £	Total £
			<b>Forty Hall -VENUE</b>					
<b>Conference/Meeting/Training</b>								
<b>Ground - per hour</b>								
Long Gallery & Inner Courtyard	N		54.00	0.00	54.00	58.00	0.00	58.00
Garden Room-for storage only	N		17.00	0.00	17.00	19.00	0.00	19.00
Great Hall	N		48.00	0.00	48.00	52.00	0.00	52.00
<b>Second Floor - per hour</b>								
Vicary Room	N		36.00	0.00	36.00	39.00	0.00	39.00
Walters Room	N		36.00	0.00	36.00	39.00	0.00	39.00
<b>Private Hire (Baby Showers, Christening, Parties etc.)</b>								
Long Gallery & Inner Courtyard Monday- Thursday (Hire upto 8 hours)	N		3,110.00	0.00	3,110.00	3,300.00	0.00	3,300.00
Long Gallery & Inner Courtyard Friday - Sunday (Hire upto 8 hours)	N		3,465.00	0.00	3,465.00	3,700.00	0.00	3,700.00
Long Gallery & Inner Courtyard Monday- Thursday (Hire upto 4 hours)	N		2,375.00	0.00	2,375.00	2,550.00	0.00	2,550.00
Long Gallery & Inner Courtyard Friday - Sunday (Hire upto 4 hours)	N		2,555.00	0.00	2,555.00	2,750.00	0.00	2,750.00
Great Hall Monday- Thursday (Hire upto 8 hours)	N		1,550.00	0.00	1,550.00	1,650.00	0.00	1,650.00
Great Hall Monday- Thursday (Hire upto 4 hours)	N		1,400.00	0.00	1,400.00	1,500.00	0.00	1,500.00
Great Hall Friday - Sunday (Hire upto 8 hours)	N		1,880.00	0.00	1,880.00	2,000.00	0.00	2,000.00
Great Hall Friday - Sunday (Hire upto 4 hours)	N		1,550.00	0.00	1,550.00	1,650.00	0.00	1,650.00
<b>Celebration of Life/Wakes</b>								
Long Gallery & Inner Courtyard Monday- Wednesday (Hire upto 3 hours)	N		560.00	0.00	560.00	611.00	0.00	611.00
Long Gallery & Inner Courtyard Thursday - Sunday (Hire upto 3 hours)	N		610.00	0.00	610.00	665.00	0.00	665.00
Great Hall Monday- Wednesday (Hire upto 3 hours)	N		270.00	0.00	270.00	295.00	0.00	295.00
Great Hall Thursday - Sunday (Hire upto 3 hours)	N		270.00	0.00	270.00	295.00	0.00	295.00
<b>Weddings</b>								
Ceremony & Reception Long Gallery, Inner Courtyard,Great Hall Mon - Thurs (12 hours)	N		4,400.00	0.00	4,400.00	4,700.00	0.00	4,700.00
Ceremony & Reception Long Gallery, Inner Courtyard,Great Hall Fri - Sun (12 hours)	N		4,900.00	0.00	4,900.00	5,200.00	0.00	5,200.00
Reception Only Long Gallery & Inner Courtyard Mon - Thurs (12 hours)	N		3,850.00	0.00	3,850.00	4,100.00	0.00	4,100.00
Reception Only Long Gallery & Inner Courtyard Fri - Sun (12 hours)	N		4,500.00	0.00	4,500.00	4,800.00	0.00	4,800.00
Ceremony Only Long Gallery & Inner Courtyard Mon - Thurs (4 hours)	N		2,400.00	0.00	2,400.00	2,550.00	0.00	2,550.00
Ceremony Only Long Gallery & Inner Courtyard Fri - Sun (4 hours)	N		2,600.00	0.00	2,600.00	2,780.00	0.00	2,780.00
Ceremony Only Great Hall Thurs-Sunday (4 hours)	N		1,200.00	0.00	1,200.00	1,280.00	0.00	1,280.00
Photo Shoot Great Hall & Grand Staircase (2 hours)	N		270.00	0.00	270.00	290.00	0.00	290.00
Extra hour before or after booked time	N		165.00	0.00	165.00	180.00	0.00	180.00

Description of Fees & Charges	Statutory Service (Y/N)	Service is VATABLE	LONDON BOROUGH OF ENFIELD ENVIRONMENT & COMMUNITIES (PREV. PLACE) FEES & CHARGES 2023/24			LONDON BOROUGH OF ENFIELD ENVIRONMENT & COMMUNITIES PROPOSED FEES & CHARGES 2024/25		
			Basic £	VAT@ 20% £	Total £	Basic £	VAT@ 20% £	Total £
			<b>Wedding Ceremony &amp; Reception in the Grounds of Forty Hall</b>					
Front Lawn, Walled Garden or Pleasure Grounds or Historic Courtyard Mon - Thurs (12 hours)	N		2,000.00	0.00	2,000.00	2,100.00	0.00	2,100.00
Front Lawn, Walled Garden or Pleasure Grounds or Historic Courtyard Fri - Sun (12 hours)	N		2,600.00	0.00	2,600.00	2,750.00	0.00	2,750.00
<b>Wedding Proposals</b>								
Front Lawn or Walled Garden Mon - Thurs (2 hours)	N		280.00	0.00	280.00	300.00	0.00	300.00
Front Lawn or Walled Garden Fri - Sun (2 hours)	N		320.00	0.00	320.00	340.00	0.00	340.00
Great Hall Mon - Thurs (2 hours)	N		160.00	0.00	160.00	170.00	0.00	170.00
Great Hall Fri - Sun (2 hours)	N		210.00	0.00	210.00	225.00	0.00	225.00
<b>Museums</b>								
Schools Sessions	N		4.10	0.00	4.10	5.00	0.00	5.00
<b>LIBRARIES</b>								
<b>Overdue Charges</b>								
<u>Books, CDs, Talking Books:</u>								
Full charges (per day)	N		0.35	0.00	0.35	0.40	0.00	0.40
<b>DVDs (Price Code B/D) :</b>								
Price Code B ( per day)	N		0.70	0.00	0.70	0.80	0.00	0.80
Price Code D ( per day)	N		0.35	0.00	0.35	0.40	0.00	0.40
<b>Concessionary Charge:</b>								
60+/Disabled/Unemployed	N		0.15	0.00	0.15	0.20	0.00	0.20
Age 0-17/Housebound				Free of charge			Free of charge	
A £10 administration fee is added to all account Adult and Concessionary where accounts are referred to a third party to recover unreturned items or money owed.								
The amount customers can owe before their accounts are blocked is reducing from £20 to £10. This is an LLC wide decision.								
<b>DVDs and music recordings: loan charges</b>								
<u>DVD Price code B-1 week loan</u>								
Full Charge	N		2.90	0.00	2.90	3.00	0.00	3.00
Concessionary charge: Age 0-17/60+/Disabled	N		2.30	0.00	2.30	2.50	0.00	2.50
<u>DVD Price code D-1 week loan</u>								
Full Charge	N		1.75	0.00	1.75	2.00	0.00	2.00
Concessionary charge: Age 0-17/60+/Disabled	N		1.25	0.00	1.25	1.50	0.00	1.50
<u>Compact Discs-2 weeks loan</u>								
Full Charge	N		0.70	0.00	0.70	0.80	0.00	0.80
Concessionary charge: Age 0-17/60+/Disabled	N		0.50	0.00	0.50	0.60	0.00	0.60
Housebound and Registered Blind				Free of charge			Free of charge	
<u>Spoken word: loan charges</u>								
<u>Full Charges</u>								
CD /Cassette sets - 3 weeks loan				Free of charge			Free of charge	
<u>Concessionary charge</u>								
CD /Cassette sets: Age 0-17 / 60+ / Unemployed /Disabled/Low Income/Housebound				Free of charge			Free of charge	

Description of Fees & Charges	Statutory Service (Y/N)	Service is VATABLE	LONDON BOROUGH OF ENFIELD ENVIRONMENT & COMMUNITIES (PREV. PLACE) FEES & CHARGES 2023/24			LONDON BOROUGH OF ENFIELD ENVIRONMENT & COMMUNITIES PROPOSED FEES & CHARGES 2024/25		
			Basic £	VAT@ 20% £	Total £	Basic £	VAT@ 20% £	Total £
			<u>Cassette sets-3 weeks loan</u>					
Full Charge				Free of charge		Free of charge		
<u>Concessionary charge</u>								
Age 0-17 / 60+ / Unemployed /Disabled/Low Income/Housebound				Free of charge		Free of charge		
Disabled/Low income/Housebound								
<u>Languages Courses: Loan charges</u>								
<u>Full Charges</u>								
9 weeks loan	N		2.30	0.00	2.30	2.50	0.00	2.50
3 weeks loan	N		1.30	0.00	1.30	1.50	0.00	1.50
<u>Concessionary Charge (Age 0-17 / 60+ / Unemployed /Low Income)</u>								
9 weeks loan	N		1.20	0.00	1.20	1.30	0.00	1.30
3 weeks loan	N		0.65	0.00	0.65	0.70	0.00	0.70
<u>English Language Courses:</u>								
IT Facilities				Free of charge		Free of charge		
<u>PC use</u>								
First Hour				Free of charge				
Then for 15 mins	N	✓	0.30	0.10	0.40	0.42	0.08	0.50
<u>Introductory Sessions:</u>								
Full Charges	N	✓	4.83	0.97	5.80	5.00	1.00	6.00
Concessionary Charge								
Age 0-17 / 60+ / Unemployed /Low Income/Housebound/Students/Disabled	N	✓	2.42	0.48	2.90	2.50	0.50	3.00
<b>LIBRARIES CONTINUED</b>								
<u>Supported Sessions for Enfield Residents</u>								
				Free of charge		Free of charge		
<u>Printouts:</u>								
A4 Black and white	N	✓	0.25	0.05	0.30	0.33	0.70	0.40
A4 Colour	N	✓	0.50	0.10	0.60	0.58	0.12	0.70
<u>Reservations:</u>								
Full charge: Books( if copy available in Enfield)	N		1.10	0.00	1.10	1.20	0.00	1.20
<u>Concessionary Charge: books</u>								
Unemployed/Low income/Disabled/60+	N		0.55	0.00	0.55	0.60	0.00	0.60
Age 0-17				Free of charge		Free of charge		
Full charge: Books( if copy needs to be purchased )	N		1.80	0.00	1.80	2.00	0.00	2.00
Concessionary Charge: Age 0-17/Low income/Disabled/60+	N		1.20	0.00	1.20	1.50	0.00	1.50
<u>On-line Reservations:</u>								
Full charge	N		0.70	0.00	0.70	0.80	0.00	1.00
Concessionary Charge: Age 0-17/Low income/Disabled/60+				Free of charge		Free of charge		
<u>Audio Visual /Spoken word reservations:</u>								
Full charge:	N		1.10	0.00	1.10	1.20	0.00	1.20
Concessionary Charge: Unemployed/Low Income/Disabled/60+	N		0.55	0.00	0.55	0.60	0.00	0.60

Description of Fees & Charges	Statutory Service (Y/N)	Service is VATABLE	LONDON BOROUGH OF ENFIELD ENVIRONMENT & COMMUNITIES (PREV. PLACE) FEES & CHARGES 2023/24			LONDON BOROUGH OF ENFIELD ENVIRONMENT & COMMUNITIES PROPOSED FEES & CHARGES 2024/25		
			Basic £	VAT@ 20% £	Total £	Basic £	VAT@ 20% £	Total £
			Concessionary Charge: Age 0-17			Free of charge		
<b>Replacement Charges:</b>								
Membership cards	N		3.00	0.00	3.00	3.00	0.00	3.00
Lost items			Full replacement cost			Full replacement cost		
<b>Library Market place notice boards:</b>								
Per week	N		2.20	0.00	2.20	3.00	0.00	3.00
<b>Photocopies</b>								
Black & White A4	N	✓	0.25	0.05	0.30	0.33	0.07	0.40
Black & White A3	N	✓	0.50	0.10	0.60	0.58	0.12	0.70
Colour A4	N	✓	0.50	0.10	0.60	0.58	0.12	0.70
Colour A3	N	✓	1.00	0.20	1.20	1.17	0.23	1.40
<b>Laminating:</b>								
A4	N	✓	0.90	0.20	1.10	1.00	0.20	1.20
A3	N	✓	1.37	0.28	1.65	1.42	0.28	1.70
<b>Faxes</b>								
Outgoing faxes-UK - 1st page	N	✓	1.20	0.20	1.40	1.25	0.25	1.50
Outgoing faxes-UK per page- subsequent page	N	✓	0.60	0.10	0.70	0.67	0.13	0.80
Outgoing faxes-Overseas -1st page	N	✓	1.70	0.30	2.00	1.75	0.35	2.10
Outgoing faxes-Overseas per page-subsequent page	N	✓	1.20	0.20	1.40	1.25	0.25	1.50
Incoming faxes-UK-1st page	N	✓	0.60	0.10	0.70	0.67	0.13	0.80
Incoming faxes-UK per page-subsequent page	N	✓	0.29	0.06	0.35	0.33	0.07	0.40
<b>Community Room hire charges:</b>								
<b>Edmonton Green:</b>								
Room 1	N		16.00	0.00	16.00	18.00	0.00	18.00
Room1 concessionary	N		4.50	0.00	4.50	5.00	0.00	5.00
Room 2	N		25.00	0.00	25.00	28.00	0.00	28.00
Room 2 Concessionary	N		6.00	0.00	6.00	7.00	0.00	7.00
Office 1	N		18.00	0.00	18.00	20.00	0.00	20.00
Office 1 concessionary	N		18.00	0.00	18.00	20.00	0.00	20.00
Office /month introductory price	N		850.00	0.00	850.00	927.00	0.00	927.00
Office /month introductory price concessionary	N		850.00	0.00	850.00	927.00	0.00	927.00

Description of Fees & Charges	Statutory Service (Y/N)	Service is VATABLE	LONDON BOROUGH OF ENFIELD ENVIRONMENT & COMMUNITIES (PREV. PLACE) FEES & CHARGES 2023/24			LONDON BOROUGH OF ENFIELD ENVIRONMENT & COMMUNITIES PROPOSED FEES & CHARGES 2024/25		
			Basic £	VAT@ 20% £	Total £	Basic £	VAT@ 20% £	Total £
			<b>LIBRARIES CONTINUED</b>					
<u>Enfield Town:</u>								
Room	N		16.00	0.00	16.00	18.00	0.00	18.00
Room concessionary	N		4.50	0.00	4.50	5.00	0.00	5.00
<u>Palmers Green:</u>								
Room	N		16.00	0.00	16.00	18.00	0.00	18.00
Room concessionary	N		4.50	0.00	4.50	5.00	0.00	5.00
<u>Ordnance Unity Centre</u>								
Room	N		16.00	0.00	16.00	18.00	0.00	18.00
Room concessionary	N		4.50	0.00	4.50	5.00	0.00	5.00
<u>Oakwood</u>								
Room+ kitchenette	N		16.00	0.00	16.00	18.00	0.00	18.00
Room+ kitchenette concessionary	N		4.50	0.00	4.50	5.00	0.00	5.00
<u>Enfield Highway</u>								
Room	N		16.00	0.00	16.00	18.00	0.00	18.00
Room concessionary	N		4.50	0.00	4.50	5.00	0.00	5.00
<u>Southgate</u>								
Room	N		16.00	0.00	16.00	18.00	0.00	18.00
Room concessionary	N		4.50	0.00	4.50	5.00	0.00	5.00
<u>Local Studies</u>								
<u>Photocopies &amp; Printouts</u>								
Black & White A4	N	✓	0.25	0.05	0.30	0.33	0.07	0.40
Black & White A3	N	✓	0.50	0.10	0.60	0.58	0.12	0.70
Colour A3	N	✓	1.00	0.20	1.20	1.17	0.23	1.40
Colour A4	N	✓	0.50	0.10	0.60	0.58	0.12	0.70
Premium Photographic paper A4	N	✓	1.30	0.30	1.60	1.67	0.33	2.00
By post (admin fee)	N	✓	1.20	0.20	1.40	1.25	0.25	1.50
<u>Scanning</u>								
By Email (per image)	N	✓	1.20	0.20	1.40	1.25	0.25	1.50
CD/Memory Disk (per image)	N	✓	1.20	0.20	1.40	1.25	0.25	1.50
<u>Photography</u>								
Own equipment (per day)	N		2.60	0.00	2.60	3.00	0.00	3.00
By staff (per image)	N		1.50	0.00	1.50	2.00	0.00	2.00
<u>Research Service</u>								
First Hour				Free of charge			Free of charge	
2nd-3rd hour (per hour to a maximum of 2 hours)	N		19.50	0.00	19.50	22.00	0.00	22.00





Description of Fees & Charges	Statutory Service (Y/N)	Service is VATABLE	LONDON BOROUGH OF ENFIELD ENVIRONMENT & COMMUNITIES (PREV. PLACE) FEES & CHARGES 2023/24			LONDON BOROUGH OF ENFIELD ENVIRONMENT & COMMUNITIES PROPOSED FEES & CHARGES 2024/25		
			Basic £	VAT@ 20% £	Total £	Basic £	VAT@ 20% £	Total £
			<b>Holiday Activities</b>					
Junior horse riding (per 3/4 hr)	N							
Tots horse riding (per 1/4 hr)	N		28.00	0.00	28.00	31.00	0.00	31.00
Multisport	N		16.00	0.00	16.00	18.00	0.00	18.00
Kung Fu	N		11.00	0.00	11.00	12.00	0.00	12.00
Athletics - Junior (per 3 x 45 minute sessions course)	N		10.00	0.00	10.00	11.00	0.00	11.00
Tots Trampoline (3 day course, 2 hours each day)	N		11.00	0.00	11.00	12.00	0.00	12.00
Junior Trampoline (3 day course, 2 hours each day)	N		59.00	0.00	59.00	65.00	0.00	65.00
Preschool Gym (per 2 days course 1 hour each session)	N		59.00	0.00	59.00	65.00	0.00	65.00
Gymnastics (per 2 days course 1hr 30 minutes each session)	N		18.00	0.00	18.00	20.00	0.00	20.00
Gymnastics and Trampoline (single 1 hour session)	N		22.00	0.00	22.00	24.00	0.00	24.00
Normally admission to sports and leisure activities/centres are standard VAT rated. Holiday activities for childcare purposes can be exempt from VAT			11.00	0.00	11.00	12.00	0.00	12.00
<b>PRE-APPLICATION CHARGING SCHEME-PLANNING</b>								
Category A:Large Major Applications 25-150 units,+2000 sq.m of floor space (includes change of use)EIA Development Significant Infrastructure Proposal (Proposals raising significant heritage issues which will be assessed/ charged on an individual basis)	N							
Category A:Large Major Applications (Assessment, site visit, meeting and written advice, includes SuDs consultation)	N	√		Price on application			Price on application	
Category A; Follow up meeting	N	√		Price on application			Price on application	
Category B :Major developments 10-24 residential units 1000-2000 sq.metres of floor space(includes change of use) Development involving 0.5 hectares	N							
Category B :Major developments (Assessment, site visit, meeting and written advice, includes SuDs consultation)	N	√		Price on application			Price on application	
Category B: Follow up meeting	N	√		Price on application			Price on application	
Category C: Minor Development 4-9 residential units Flat Conversions/HMO's (4-9 units) 400-999 sq.metres of non-residential floor space(includes change of use)	N							
Category C:Minor Development Assessment, site visit, meeting and written advice)	N	√		Price on application			Price on application	
Category C:Minor Development Assessment, site visit, meeting and written advice) Development within a Conservation Area	N	√		Price on application			Price on application	
Category C:Minor Development Assessment, site visit, meeting and written advice) Development involving a listed building or affecting the setting of a listed building	N	√		Price on application			Price on application	
Category C:Follow up meeting	N	√		Price on application			Price on application	
Category D:Minor Development 1-3 Residential units Flat Conversions/HMO's (1-3 units)Up to 399 sq.metres of non-residential floor space( includes change of use) Telecommunications(Code system operators)	N							
Category D:(Site specific assessment, meeting and written advice)	N	√		Price on application			Price on application	
Category D:(Site specific assessment, meeting and written advice)Development within a Conservation Area	N	√		Price on application			Price on application	
Category D:(Site specific assessment, meeting and written advice)Development involving a listed building or affecting the setting of a listed building	N	√		Price on application			Price on application	
Category D:(Site specific assessment, meeting . No written advice)	N	√		Price on application			Price on application	
Category D:(Site specific assessment, meeting . No written advice) Development within a Conservation Area	N	√		Price on application			Price on application	

Description of Fees & Charges	Statutory Service (Y/N)	Service is VATABLE	LONDON BOROUGH OF ENFIELD ENVIRONMENT & COMMUNITIES (PREV. PLACE) FEES & CHARGES 2023/24			LONDON BOROUGH OF ENFIELD ENVIRONMENT & COMMUNITIES PROPOSED FEES & CHARGES 2024/25		
			Basic £	VAT@ 20% £	Total £	Basic £	VAT@ 20% £	Total £
			<b>Category D:</b> (Site specific assessment, meeting and <b>No</b> written advice)Development involving a listed building or affecting the setting of a listed building	N	✓		Price on application	
<b>Category D:</b> Follow up meeting	N	✓		Price on application			Price on application	
<b>Category E: Householder Development Residential Extensions Outbuildings P.D Enquiries</b>	N							
<b>Category E:</b> Site specific assessment, site visit, meeting and <b>No</b> written advice	N	✓		Price on application			Price on application	
<b>Category E:</b> Site specific assessment, site visit, meeting and <b>No</b> written advice <b>If within Conservation Area</b>	N	✓		Price on application			Price on application	
<b>Category E:</b> Site specific assessment, site visit, meeting and written advice	N	✓		Price on application			Price on application	
<b>Category E:</b> Site specific assessment, site visit, meeting and written advice <b>If within Conservation Area</b>	N	✓		Price on application			Price on application	
<b>Category E:</b> Follow up meeting	N	✓		Price on application			Price on application	
<b>Category F: Enforcement</b> Discussions on cases involving enforcement actions Assessment, meeting and written advice	N	✓		Price on application			Price on application	
<b>Category F:</b> Follow up meeting	N	✓		Price on application			Price on application	
<b>PRE-APPLICATION CHARGING SCHEME-PLANNING (CONTINUED)</b>								
<b>Category G: Listed Buildings</b> (Assessment, site visit, meeting and written advice)	N	✓		Price on application			Price on application	
<b>Category G:</b> Follow up meeting	N	✓		Price on application			Price on application	
<b>Category H: Conservation Area</b> (Assessment, site visit, meeting and written advice on schemes located in Conservation area )	N	✓		Price on application			Price on application	
<b>Category H:</b> Follow up meeting	N	✓		Price on application			Price on application	
<b>Category I: Alterations to Shop Fronts/Advertisements</b> (Assessment, site visit, meeting and written advice)	N	✓		Price on application			Price on application	
<b>Category I:</b> Follow up meeting	N	✓		Price on application			Price on application	
<b>Category J: Concept Discussions Strategic /Major Development</b> (Meeting/Basic guidance against policy)	N	✓		Price on application			Price on application	
<b>Category J: Concept Discussions Land with potential for 1-5 units</b> (Meeting/Basic guidance against policy)	N	✓		Price on application			Price on application	
<b>Additional Specialist Advice (per hour)</b>	N	✓		Price on application			Price on application	
Schemes of significant magnitude that require a series of development team meetings or a Planning Performance Agreement	N							
<b>Local Land Charges</b>								
Residential Standard Enquiries (CON29R)	Y	✓		Price on application			Price on application	
Residential/Commercial/ offices/ land/industrial - Each additional parcel	Y	✓		Price on application			Price on application	
Commercial/offices/land/industrial Standard Enquiries (CON29R)	Y	✓		Price on application			Price on application	
Commercial/ offices/land/industrial - Additional enquiry	Y	✓		Price on application			Price on application	
Part II Optional Enquiries (CON29O), questions 4-22 (each)	Y	✓		Price on application			Price on application	
Applications for the Common Land and Village Green register (As detailed in the Commons Registration (England Regulations 2014)	Y			Price on application			Price on application	
Copy documents from CON29 relating information (Each - including copy of search)	Y	✓		Price on application			Price on application	
Copy documents relating to register only	Y	✓		Price on application			Price on application	
Registration of a charge in Part 11 of the Register	Y			Price on application			Price on application	
<b>PEST CONTROL (Public Realm)</b>								
<b>PEST CONTROL (DOMESTIC)</b>	N							

Description of Fees & Charges	Statutory Service (Y/N)	Service is VATABLE	LONDON BOROUGH OF ENFIELD ENVIRONMENT & COMMUNITIES (PREV. PLACE) FEES & CHARGES 2023/24			LONDON BOROUGH OF ENFIELD ENVIRONMENT & COMMUNITIES PROPOSED FEES & CHARGES 2024/25		
			Basic £	VAT@ 20% £	Total £	Basic £	VAT@ 20% £	Total £
			Survey charge (non refundable)	N	✓		Price on application	
Rats (For 3 visits)	N	✓		Price on application		Price on application		
Mice (For 3 visits)	N	✓		Price on application		Price on application		
Mice (Per Additional Visit)	N	✓		Price on application		Price on application		
Rats (Per Additional Visit)	N	✓		Price on application		Price on application		
Cockroaches (For 3 visits)	N	✓		Price on application		Price on application		
Cockroaches (Per Additional Visit)	N	✓		Price on application		Price on application		
Fleas	N	✓		Price on application		Price on application		
Squirrels (per 3 visits) - internal only where appropriate	N	✓		Price on Application		Price on Application		
Pharaohs Ant Treatment (Per complete treatment)	N	✓		Price on Application		Price on Application		
<b>PEST CONTROL (Public Realm)</b>								
<b>PEST CONTROL (DOMESTIC) CONTINUED</b>								
Cancelled/missed appointment visit (where customer/occupant/owner fails to keep specifically arranged appointment or cancelled with less than one working days notice)	N	✓		Price on application		Price on application		
Bed Bug (ID & pre-visit only)	N	✓		Price on application		Price on application		
Bed Bug (per treatment for bedsit or single room, comprises the previsit and a single treatment)	N	✓		Price on application		Price on application		
Bed bug (per treatment for 2 rooms, comprises the previsit and a single treatment)	N	✓		Price on application		Price on application		
Bed bug (per treatment for 3 rooms, comprises the previsit and a single treatment)	N	✓		Price on application		Price on application		
Bed bug (per treatment for 4 rooms, comprises the previsit and a single treatment)	N	✓		Price on application		Price on application		
Bed bug (per treatment for 5 rooms, comprises the previsit and a single treatment)	N	✓		Price on application		Price on application		
Moths (Maximum of 3 visits)	N	✓		Price on Application		Price on Application		
Household Beetles (Maximum 2 visits inclusive of survey 1 spray and ULV treatment)	N	✓		Price on Application		Price on Application		
Proofing Treatments etc.	N	✓		Price on Application		Price on Application		
Wasps (per treatment)	N	✓		Price on application		Price on application		
Wasps (per extra nest)	N	✓		Price on application		Price on application		
Garden Ants	N	✓		Price on application		Price on application		
Cancelled/missed appointment visit (where customer/occupant/owner fails to keep specifically arranged appointment or cancelled with less than one working days notice)	N	✓		Price on application		Price on application		
<b>PEST CONTROL (COMMERCIAL)</b>								
Rats (Per treatment maximum 3 visits)	N	✓		Price on application		Price on application		
Mice (Per treatment maximum 3 visits)	N	✓		Price on application		Price on application		
Cockroach (Per treatment maximum 3 visits)	N	✓		Price on application		Price on application		
Fleas (Per treatment maximum 1 visit)	N	✓		Price on application		Price on application		
Wasps (Per treatment maximum 1 visit)	N	✓		Price on application		Price on application		
Bed bugs (Per treatment maximum 2 visits including pre-visit)	N	✓		Price on Application		Price on Application		
Bed bug (ID and pre-visit only)	N	✓		Price on Application		Price on Application		
Bed bug (Per treatment maximum 1 visit. Only if Bed bug ID and pre-visit previously done)	N	✓		Price on Application		Price on Application		
On-site ID/other/advice/extra visits (Per visit)	N	✓		Price on Application		Price on Application		
Cancelled/missed appointment visit (where customer/occupant/owner fails to keep specifically arranged appointment or cancelled with less than one working days notice)	N	✓		Price on application		Price on application		
<b>PEST CONTROL (LARGE OR COMPLEX COMMERCIAL AND CONTRACT WORK)</b>								
Additional charges will be added for actual costs of materials, equipment etc.	N	✓		Price on Application		Price on Application		
Rats	N	✓		Price on Application		Price on Application		
Basic charge per hour (minimum 1 hour)	N	✓		Price on Application		Price on Application		

Description of Fees & Charges	Statutory Service (Y/N)	Service is VATABLE	LONDON BOROUGH OF ENFIELD ENVIRONMENT & COMMUNITIES (PREV. PLACE) FEES & CHARGES 2023/24			LONDON BOROUGH OF ENFIELD ENVIRONMENT & COMMUNITIES PROPOSED FEES & CHARGES 2024/25		
			Basic £	VAT@ 20% £	Total £	Basic £	VAT@ 20% £	Total £
			Mice	N	✓		Price on Application	
Basic charge per hour (minimum 1 hour)	N	✓		Price on Application			Price on Application	
Insects	N	✓		Price on Application			Price on Application	
Basic charge per hour (minimum 1 hour)	N	✓		Price on Application			Price on Application	
Pigeons, Feral Cats and Squirrels and other treatments and pests	N	✓		Price on Application			Price on Application	
Basic charge per hour (minimum 1 hour)	N	✓		Price on Application			Price on Application	
Pharaohs Ant Treatment	N	✓		Price on Application			Price on Application	
Basic charge per hour (minimum 1 hour)	N	✓		Price on Application			Price on Application	
<b>FLEET SERVICES (Public Realm)</b>								
<b>Car Service Maintenance Repair &amp; grounds equipment self propelled</b>	N							
<b>This includes Car derived vans. I.E Vauxhall Corsa Van</b>	N							
<b>All Services are undertaken based on Autodata times</b>	N							
<b>The labour rate per vehicle category will be able to be adjusted in the event of the Councils Fleet department tendering for a contract containing more than a single vehicle. Or a prospective customer wishes to offer a number of vehicles to the Fleet department to undertake Service Maintenance Repair work on.</b>	N			Price on Application			Price on Application	
<b>Underutilised services within Public Realm - ability to offer discounts if required</b>	N			Price on Application			Price on Application	
Labour Rate per Hour	N	✓		Price on Application			Price on Application	
Preimum guaranteed workshop slot AM or PM. Wwork under 3 hours will be started and finished if presented before 09:00hrs AM and 15:00hrs PM. (NOTE any additional work discovered during this period may not be completed in the agreed time slot)	N	✓		Price on Application			Price on Application	
Parts	N	✓		Price on Application			Price on Application	
Consumable items	N	✓		Price on Application			Price on Application	
Enviromental charge (disposal of oils when changed)	N	✓		Price on Application			Price on Application	
Any work of specialist nature outsourced to 3rd party	N	✓		Price on Application			Price on Application	
Collection and delivery within London Borough of Enfield 08:00 - 16:00hrs	N	✓		Price on Application			Price on Application	
Collection and delivery within London Borough of Enfield outside of 08:00 - 16:00hrs	N	✓		Price on Application			Price on Application	
MOT test class 4	N			Price on Application			Price on Application	
MOT retest	N			Price on Application			Price on Application	
Air Conditioning - Service and Re-Gas	N			Price on Application			Price on Application	
<b>LCV up to 3.5t Service Maintenance Repair</b>	N							
<b>All Services are undertaken based on Autodata times</b>	N							
Labour Rate per hour	N	✓		Price on Application			Price on Application	
Preimum guaranteed workshop slot AM or PM. Wwork under 3 hours will be started and finished if presented before 09:00hrs AM and 15:00hrs PM. (NOTE any additional work discovered during this period may not be completed in the agreed time slot)	N	✓		Price on Application			Price on Application	
Parts	N	✓		Price on Application			Price on Application	
Consumable items	N	✓		Price on Application			Price on Application	
Enviromental charge (disposal of oils when changed)	N	✓		Price on Application			Price on Application	
Any work of specialist nature outsourced to 3rd party	N	✓		Price on Application			Price on Application	
Collection and delivery within London Borough of Enfield 08:00 - 16:00hrs	N	✓		Price on Application			Price on Application	
Collection and delivery within London Borough of Enfield outside of 08:00 - 16:00hrs	N	✓		Price on Application			Price on Application	
MOT test class 7	N			Price on Application			Price on Application	
MOT retest	N			Price on Application			Price on Application	
LOLER testing tail lifts	N	✓		Price on Application			Price on Application	
Air Conditioning - Service and Re-Gas	N			Price on Application			Price on Application	

Description of Fees & Charges	Statutory Service (Y/N)	Service is VATABLE	LONDON BOROUGH OF ENFIELD ENVIRONMENT & COMMUNITIES (PREV. PLACE) FEES & CHARGES 2023/24			LONDON BOROUGH OF ENFIELD ENVIRONMENT & COMMUNITIES PROPOSED FEES & CHARGES 2024/25		
			Basic £	VAT@ 20% £	Total £	Basic £	VAT@ 20% £	Total £
<b>FLEET SERVICES (Public Realm) CONTINUED</b>								
<b>Section 19 &amp; 22 mini bus Service Maintenance Repair and vehicles up to 7.5t</b>	N							
<b>All Services where possible are undertaken based on autodata times</b>	N							
Labour Rate	N	√		Price on Application			Price on Application	
Preimum guaranteed workshop slot AM or PM. Wwork under 3 hours will be started and finished if presented before 09:00hrs AM and 15:00hrs PM. (NOTE any additional work discovered during this period may not be completed in the agreed time slot)	N	√		Price on Application			Price on Application	
Parts	N	√		Price on Application			Price on Application	
Consumable items	N	√		Price on Application			Price on Application	
Enviromental charge (disposal of oils when changed)	N	√		Price on Application			Price on Application	
Any work of specialist nature outsourced to 3rd party	N	√		Price on Application			Price on Application	
Collection and delivery within London Borough of Enfield 08:00 - 16:00hrs	N	√		Price on Application			Price on Application	
Collection and delivery within London Borough of Enfield outside of 08:00 - 16:00hrs	N	√		Price on Application			Price on Application	
DVSA safety inspection including interior fitting up to 22 seats	N	√		Price on Application			Price on Application	
DVSA standard brake test with print out	N	√		Price on Application			Price on Application	
DVSA standard Headlamp test	N	√		Price on Application			Price on Application	
MOT test class 5 - 5a	N			Price on Application			Price on Application	
MOT retest	N			Price on Application			Price on Application	
LOLER testing tail lifts	N	√		Price on Application			Price on Application	
Air Conditioning - Service and Re-Gas	N			Price on Application			Price on Application	
<b>LGV / RCV and vehicles above 7.5t</b>	N							
All Services where possible based on industry standard times	N							
Labour Rate	N			Price on Application			Price on Application	
Preimum guaranteed workshop slot AM or PM. Wwork under 3 hours will be started and finished if presented before 09:00hrs AM and 15:00hrs PM. (NOTE any additional work discovered during this period may not be completed in the agreed time slot)	N	√		Price on Application			Price on Application	
Parts	N	√		Price on Application			Price on Application	
Consumable items	N			Price on Application			Price on Application	
Enviromental charge (disposal of oils when changed)	N			Price on Application			Price on Application	
Any work of specialist nature outsourced to 3rd party	N	√		Price on Application			Price on Application	
Collection and delivery within London Borough of Enfield 08:00 - 16:00hrs	N	√		Price on Application			Price on Application	
Collection and delivery within London Borough of Enfield outside of 08:00 - 16:00hrs	N	√		Price on Application			Price on Application	
HGV DVSA safety inspection	N	√		Price on Application			Price on Application	
RCV DVSA Safety inspection	N	√		Price on Application			Price on Application	
DVSA standard brake test with print out + DVSA h/lamp test	N	√		Price on Application			Price on Application	
DVSA standard Hedlamp test only	N	√		Price on Application			Price on Application	
HGV rigid MOT test (in house)	N	√		Price on Application			Price on Application	
MOT retest (In house)	N	√		Price on Application			Price on Application	
LOLER testing tail lifts	N	√		Price on Application			Price on Application	
Air Conditioning - Service and Re-Gas	N			Price on Application			Price on Application	
<b>COMMERCIAL WASTE SERVICES</b>								
<b>(Outside the scope of VAT wef 9.2.2011)</b>	N							
<b>Fees include disposal costs:</b>	N							
240 Litre Bin Hire/Collection	N			Price on application			Price on application	
360 Litre Bin Hire/Collection	N			Price on application			Price on application	
660 Litre Bin Hire/Collection	N			Price on application			Price on application	
940 Litre Bin Hire/Collection	N			Price on application			Price on application	
1100 Litre Bin Hire/Collection	N			Price on application			Price on application	
Overweight bins	N			Price on application			Price on application	

Description of Fees & Charges	Statutory Service (Y/N)	Service is VATABLE	LONDON BOROUGH OF ENFIELD ENVIRONMENT & COMMUNITIES (PREV. PLACE) FEES & CHARGES 2023/24			LONDON BOROUGH OF ENFIELD ENVIRONMENT & COMMUNITIES PROPOSED FEES & CHARGES 2024/25		
			Basic £	VAT@ 20% £	Total £	Basic £	VAT@ 20% £	Total £
			<b>Minimum contract 12 months (Supply &amp; Collection)</b>	N			Price on application	
4 rolls of trade sacks - including initial contract set up	N			Price on application			Price on application	
8 rolls of trade sacks - including initial contract set up	N			Price on application			Price on application	
Each additional roll of 13 Trade Sacks	N			Price on application			Price on application	
Annual Duty of Care admiration charge (payable in lieu of the sack purchase fee when customers are renewing their annual contract but do not require any additional sacks as they already have a sufficient supply)	N			Price on application			Price on application	
Abortive fee	N			Price on application			Price on application	
Special collection - 60 minutes	N			Price on application			Price on application	
Special bulk collection	N			Price on application			Price on application	
<b>OFFER for new customers for first 12 months only:</b>	N							
Between 2 and 3 bins on site	N			15% discount on the above charge			15% discount on the above charge	
4 bins and above	N			25% discount on the above charge			25% discount on the above charge	
<b>Combined service offer - waste and recycling collection</b>	N							
660L refuse and 360L paper and cardboard	N			Price on application			Price on application	
360L refuse and 660L paper and cardboard	N			Price on application			Price on application	
660L refuse and 660L paper and cardboard	N			Price on application			Price on application	
940L refuse and 660L paper and cardboard	N			Price on application			Price on application	
1100L refuse and 660L paper and cardboard	N			Price on application			Price on application	
1100L refuse and 1100L paper and cardboard	N			Price on application			Price on application	
<b>Schools, Charities &amp; Domestic extra collection (Fees exclude disposal costs)</b>	N							
Roll of 13 Sacks	N			Price on application			Price on application	
240Litre Bin Hire/Collection	N			Price on application			Price on application	
360 Litre Bin Hire/Collection	N			Price on application			Price on application	
660 Litre Bin Hire/Collection	N			Price on application			Price on application	
940 Litre Bin Hire/Collection	N			Price on application			Price on application	
1100 Litre Bin Hire/Collection	N			Price on application			Price on application	
1280 Litre Bin Hire/Collection (for contaminated recycling collected as residual)	N			Price on application			Price on application	
<b>Places of Worship - Hire Charge Only</b>	N							
240Litre Bin Hire/Collection	N			Price on application			Price on application	
360 Litre Bin Hire/Collection	N			Price on application			Price on application	
660 Litre Bin Hire/Collection	N			Price on application			Price on application	
940 Litre Bin Hire/Collection	N			Price on application			Price on application	
1100 Litre Bin Hire/Collection	N			Price on application			Price on application	
HOUSING - Hire Charge Only - Plastic bins (up to and including 360 litre bins)	N			Price on application			Price on application	
HOUSING - Hire Charge Only - Metal bins	N			Price on application			Price on application	
<b>COMMERCIAL WASTE SERVICES CONTINUED</b>								
Enfield Council Housing - <b>Additional Collection Charge</b>	N			Price on application			Price on application	
Schools Recycling Bin hire (per bin per week)	N			Price on application			Price on application	
Schools Recycling Bin Hire Only (per bin per week)	N			Price on application			Price on application	
Sales Commission	N			Price on application			Price on application	
Discount for multiple business contracts	N			Price on application			Price on application	
Sales incentives to assist and retain business discounts between 0-20% (Where Appropriate)	N			Price on application			Price on application	
<b>COMMERCIAL RECYCLING SERVICES</b>	N							
<b>Option 1. Paper &amp; Cardboard Only</b>	N							
i. Paper Cardboard Mix - Use 240 litre Wheeled Bins	N			Price on application			Price on application	
ii. Paper Cardboard Mix - Use 360 litre Bins	N			Price on application			Price on application	
iii. Paper Cardboard Mix - Use 660 litre Bins	N			Price on application			Price on application	

Description of Fees & Charges	Statutory Service (Y/N)	Service is VATABLE	LONDON BOROUGH OF ENFIELD ENVIRONMENT & COMMUNITIES (PREV. PLACE) FEES & CHARGES 2023/24			LONDON BOROUGH OF ENFIELD ENVIRONMENT & COMMUNITIES PROPOSED FEES & CHARGES 2024/25		
			Basic £	VAT@ 20% £	Total £	Basic £	VAT@ 20% £	Total £
			iv. Paper Cardboard Mix - Use 1100 litre Bins	N			Price on application	
Mixed Recycling - 360 internal customer only	N			Price on application		Price on application		
Mixed Recycling - 1280 internal customer only	N			Price on application		Price on application		
<b>SCHEDULE 2 CLINICAL WASTE COLLECTION (Public Realm)</b>								
Roll of 13 Clinical Waste Sacks	N	V		Price on application		Price on application		
Sharps bins - 2.5 litres	N	V		Price on application		Price on application		
Sharps bin 22 litres	N	V		Price on application		Price on application		
<b>PARKS AND OUTDOOR FACILITIES (Public Realm)</b>								
<b>Tennis Courts</b>	N							
No charge off-peak	N							
<b>CRICKET **</b>	N							
Season bookings can be made for 10 or 20 matches	N							
Discretionary discount of up to 10% for 1st season for new leagues. 5% discretionary discount for future league seasons.	N							
<b>FOOTBALL / GAELIC FOOTBALL / RUGBY **</b>	N							
Season bookings can be made for 16 or 32 games	N							
<b>9-a-side Football, per pitch</b>	N							
Discretionary discount of up to 10% for 1st season for new leagues. 5% discretionary discount for future league seasons.	N							
<b>NETBALL**</b>	N							
Discretionary discount of up to 10% for 1st season for new leagues. 5% discretionary discount for future league seasons.	N							
<b>PARKS AND OUTDOOR FACILITIES (Public Realm) CONTINUED</b>								
<b>Third Generation facility</b>	N							
Quarter Pitch (per hour) - Charter Standard Club	N			Price on application		Price on application		
Half Pitch (per hour) - Charter Standard Club	N			Price on application		Price on application		
Whole Pitch (per hour) - Charter Standard Club	N			Price on application		Price on application		
Quarter Pitch (per hour) - Non-Charter Standard Club	N			Price on application		Price on application		
Half Pitch (per hour) - Non-Charter Standard Club	N			Price on application		Price on application		
Whole Pitch (per hour) - Non-Charter Standard Club	N			Price on application		Price on application		
Commercial Hire (per hour)	N			Price on application		Price on application		
Weekday - off peak (per hour)	N			Price on application		Price on application		
Weekend Match - Quarter Pitch (per hour)	N			Price on application		Price on application		
Weekend Match - Half Pitch (per <u>two</u> hours) - Charter Standard Club	N			Price on application		Price on application		
Weekend Match - Whole Pitch (per <u>two</u> hours) - Charter Standard Club	N			Price on application		Price on application		
Weekend Match - Half Pitch (per <u>two</u> hours) - Non Charter Standard Club	N			Price on application		Price on application		
Weekend Match - Whole Pitch (per <u>two</u> hours) - Non Charter Standard Club	N			Price on application		Price on application		
Negotiable first year reduction up to 15% on block bookings (part 2)	N							
Discretionary discount 50% of weekend bookings for Junior games only after 5pm	N							
Discretionary discount with Football Development Partner (FDP) increased in line with Price change on fees and charges annually								
<b>CEMETERY CHARGES (Public Realm)</b>								
<b>The service is non-business for VAT where marked * i.e. no VAT to be charged.</b>	N							
Funeral and burial services outside of standard specified times	N			Price On Application		Price On Application		
Referral and multiple discount Commission	N			Price On Application		Price On Application		

Description of Fees & Charges	Statutory Service (Y/N)	Service is VATABLE	LONDON BOROUGH OF ENFIELD ENVIRONMENT & COMMUNITIES (PREV. PLACE) FEES & CHARGES 2023/24			LONDON BOROUGH OF ENFIELD ENVIRONMENT & COMMUNITIES PROPOSED FEES & CHARGES 2024/25		
			Basic £	VAT@ 20% £	Total £	Basic £	VAT@ 20% £	Total £
			<b>EVENTS (Public Realm)</b>					
<b>Funfairs</b>	N							
More than 2 operating days	N			Price On Application			Price On Application	
<b>Circus's</b>	N							
More than 2 operating days	N			Price On Application			Price On Application	
<b>Commercial Events/National charities(Non Ticketed Public Events)</b>	N							
<b>Please note: The Council retains the ability to waive event fees for not for profit and charity organisations.</b>	N							
More than 1 operating day	N			Price On Application			Price On Application	
<b>Medium Between 201-999 attendance</b>	N							
More than 1 operating day	N			Price On Application			Price On Application	
<b>Large Over 1000 attendance</b>	N							
More than 1 operating day	N			Price On Application			Price On Application	
<b>Ticketed Events 15% of Gate Receipts</b>	N							
Ticketed Commercial Events	N			Price On Application			Price On Application	
Waste removal and clearance	N			Price On Application			Price On Application	
Traffic Management services	N			Price On Application			Price On Application	
New Business referral commission	N			Price On Application			Price On Application	
<b>Bonds</b>	N							
Weddings up to 100 people	N			Price on application			Price on application	
Weddings 100 - 200 people	N			Price on application			Price on application	
Weddings 200 - 500 people	N			Price on application			Price on application	
Group Barbeque	N			Price on application			Price on application	
<b>Weddings</b>	N							
Wedding Blessings	N			Price on application			Price on application	
Wedding Receptions	N			Price on application			Price on application	
Wedding Blessing & Reception	N			Price on application			Price on application	
<b>PEOPLE TRANSPORT: ANCILLIARY SERVICES</b>								
Hire of Bus and Driver (per hour)	N	v		Price on application			Price on application	
Hire of Bus, Driver and Passenger Assistant (per hour)	N	v		Price on application			Price on application	
Additional Coach hire	N			Price On Application			Price on Application	
<b>Discount options</b>								
Provision to offer discount to adapt to the market (Where required and appropriate)	N							
New Service Provision charging (upto 12 month trial)- Framework for fees and charges required	N							
Premium or Fast-Track Services	N							
Online Discount (Provision to provide online discount where appropriate)	N							
Negotiable first year reduction up to 15% on block bookings (part 2)	N							



Description of Fees & Charges	Statutory or Non statutory	Service is Vatable	LONDON BOROUGH OF ENFIELD RESOURCES DEPARTMENT FEES & CHARGES 2023/24			LONDON BOROUGH OF ENFIELD RESOURCES DEPARTMENT PROPOSED FEES & CHARGES 2024/25		
			Basic £	VAT@ 20% £	Total £	Basic £	VAT@ 20% £	Total £
<b>CONCESSIONARY TRAVEL</b>								
<b>Blue Badge</b>	N		10.00	0.00	10.00	10.00	0.00	10.00
Disabled Persons' Freedom Pass scheme or the Taxi Card Scheme.	N		Free of charge			Free of charge		
<b>DEPUTYSHIP FEES</b>								
<u>Remuneration of public authority deputies</u>								
The following fixed rates of remuneration will apply where the court appoints a holder of an office in a public authority to act as deputy. These rates should be applied regardless of who carries out the function within the public authority								
<u>Category 1</u>								
Work up to and including the date upon which the court makes an order appointing a deputy for property and affairs. <u>An amount not exceeding £745</u>	N		An amount not exceeding £745			An amount not exceeding £745		
<u>Category II</u>								
Annual management fee where the court appoints a local authority deputy for property and affairs, payable on the anniversary of the court order. Management costs are assumed to cover any incidental costs incurred in management of P's affairs with the exception of those mentioned under paragraph 20 below								
20. <i>Public Authorities are allowed to use P's funds to pay for specialist services that P would have normally be expected to pay if he had retained capacity such as conveyancing, obtaining expert valuations and obtaining investment advice</i>								
a) For the first year: <u>An amount not exceeding £775</u>	N		An amount not exceeding £775			An amount not exceeding £775		
b) For the second and subsequent years: <u>An amount not exceeding £650</u>	N		An amount not exceeding £650			An amount not exceeding £650		
c) <u>Where the net assets of P are below £16,000</u> , the local authority deputy for property and affairs may take an annual management fee not exceeding 3.5% of P's net assets on the anniversary of the court order appointing the local authority as deputy	N		An Annual management fee not exceeding 3.5% of net assets			An Annual management fee not exceeding 3.5% of net assets		

Description of Fees & Charges	Statutory or Non statutory	Service is Vatable	LONDON BOROUGH OF ENFIELD RESOURCES DEPARTMENT FEES & CHARGES 2023/24			LONDON BOROUGH OF ENFIELD RESOURCES DEPARTMENT PROPOSED FEES & CHARGES 2024/25		
			Basic £	VAT@ 20% £	Total £	Basic £	VAT@ 20% £	Total £
d) Where the court appoints a local authority deputy for health and welfare, the local authority may take an annual management fee not exceeding 2.5% of P's net assets on the anniversary of the court order appointing the local authority as deputy for health and <u>welfare up to a maximum of £555</u>	N		An Annual management fee not exceeding 2.5% of net assets up to maximum of £555			An Annual management fee not exceeding 2.5% of net assets up to maximum of £555		
<b>DEPUTYSHIP FEES CONTINUED</b>								
<u>Category III</u>								
Annual property management fee to include work involved in preparing property for sale, instructing agents, conveyancers, etc or the ongoing maintenance of property including management and letting of a rental property or properties where 'P' is a tenant <u>An amount not exceeding £300</u>	N		An amount not exceeding £300			An amount not exceeding £300		
<u>Category IV</u>								
Preparation and lodgement of a report or account to the Public Guardian <u>An amount not exceeding £216</u>	N		An amount not exceeding £216			An amount not exceeding £216		
<u>Category V</u>								
Preparation of a Basic HMRC income tax return (bank or NS&I interest and taxable benefits) on behalf of P <u>An amount not exceeding £70</u>	N		An amount not exceeding £70			An amount not exceeding £70		
Preparation of a Complex HMRC income tax return (bank or NS&I interest, taxable benefits, small investment portfolio) on behalf of P <u>An amount not exceeding £140</u>	N		An amount not exceeding £140			An amount not exceeding £140		
<u>Travel Rates</u>								
Public authority and other third sector deputies are allowed the fixed rate of £40 per hour for travel costs	N		£40 per hour			£40 per hour		

Description of Fees & Charges	Statutory or Non statutory	Service is Vatable	LONDON BOROUGH OF ENFIELD RESOURCES DEPARTMENT FEES & CHARGES 2023/24			LONDON BOROUGH OF ENFIELD RESOURCES DEPARTMENT PROPOSED FEES & CHARGES 2024/25		
			Basic £	VAT@ 20% £	Total £	Basic £	VAT@ 20% £	Total £
<b>APPOINTEESHIP FEES: Charge per annum</b>	N		An amount not exceeding £650			An amount not exceeding £650		
<u>Winding down fee</u>	N		An amount not exceeding £250			An amount not exceeding £250		
<b>COUNCIL TAX &amp; NNDR COURT COSTS:</b>								
<u>Council Tax:</u>								
Summons	N		75.00	0.00	75.00	90.00	0.00	90.00
Liability Order	N		27.00	0.00	27.00	32.40	0.00	32.40
Magistrates Court costs	N		0.50	0.00	0.50	0.50	0.00	0.50
<u>Business Rates:</u>								
Summons	N		150.00	0.00	150.00	180.00	0.00	180.00
Liability Order	N		50.00	0.00	50.00	60.00	0.00	60.00
Magistrates Court costs	N		0.50	0.00	0.50	0.50	0.00	0.50
<u>Discount options:</u>								
Provision to offer discount to adapt to the market (Where required and appropriate)	N							
Online Discount (Provision to provide online discount where appropriate)	N							

Description of Fees & Charges	Statutory or Non statutory	Service is Vatable	LONDON BOROUGH OF ENFIELD RESOURCES DEPARTMENT FEES & CHARGES 2023/24			LONDON BOROUGH OF ENFIELD RESOURCES DEPARTMENT PROPOSED FEES & CHARGES 2024/25		
			Basic £	VAT@ 20% £	Total £	Basic £	VAT@ 20% £	Total £
<b>STRATEGIC PROPERTY SERVICES</b>								
Provision of Spatial Information e.g mapping work, spatial query etc. (External Only)	N	v	41.80	8.36	50.20	45.60	9.10	54.70
GIS Technical Advice (External Only)	N	v	103.20	20.64	123.80	112.50	22.50	135.00
<b>DESIGN &amp; PRINT SERVICE</b>								
<u>Highly Creative Design ( per hour)</u>								
A minimum charge of £24 is charged (based on 30 mins of work)	N	v	58.92	11.78	70.70	64.20	12.80	77.00
<u>Print, Photocopying &amp; Finishing (per hour)</u>								
A minimum charge of £13.00 is charged (based on 15 mins of work)	N	v	63.75	12.75	76.50	69.50	13.90	83.40
<b>PRINT SERVICES PRICE LIST OF</b>								
<b>HIGH VOLUME PHOTOCOPING</b>								
VAT charged is dependant on the nature of print requests e.g. books, leaflets, magazines, newsletters are zero rated								
<b>100 to 200 images</b>								
Single sided on 80gsm white paper			16.00	0.00	16.00	17.50	0.00	17.50
Double sided on 80gsm white paper			16.00	0.00	16.00	17.50	0.00	17.50
Single sided on 80gsm tinted paper			16.00	0.00	16.00	17.50	0.00	17.50
Double sided on 80gsm tinted paper			16.00	0.00	16.00	17.50	0.00	17.50
<b>300 to 400 images</b>								
Single sided on 80gsm white paper	N		16.10	0.00	16.10	17.60	0.00	17.60
Double sided on 80gsm white paper			16.10	0.00	16.10	17.60	0.00	17.60
Single sided on 80gsm tinted paper			18.10	0.00	18.10	19.80	0.00	19.80
Double sided on 80gsm tinted paper			16.10	0.00	16.10	17.60	0.00	17.60

Description of Fees & Charges	Statutory or Non statutory	Service is Vatable	LONDON BOROUGH OF ENFIELD RESOURCES DEPARTMENT FEES & CHARGES 2023/24			LONDON BOROUGH OF ENFIELD RESOURCES DEPARTMENT PROPOSED FEES & CHARGES 2024/25		
			Basic £	VAT@ 20% £	Total £	Basic £	VAT@ 20% £	Total £
<b>PRINT SERVICES PRICE LIST OF HIGH VOLUME PHOTOCOPING</b>	N							
<b>500 images</b>	N							
Single sided on 80gsm white paper			23.30	0.00	23.30	25.40	0.00	25.40
Double sided on 80gsm white paper			25.90	0.00	25.90	28.30	0.00	28.30
Single sided on 80gsm tinted paper			28.30	0.00	28.30	30.90	0.00	30.90
Double sided on 80gsm tinted paper			30.90	0.00	30.90	33.70	0.00	33.70
<b>600 images</b>	N							
Single sided on 80gsm white paper			40.00	0.00	40.00	43.60	0.00	43.60
Double sided on 80gsm white paper			38.70	0.00	38.70	42.20	0.00	42.20
Single sided on 80gsm tinted paper			42.60	0.00	42.60	46.50	0.00	46.50
Double sided on 80gsm tinted paper			40.00	0.00	40.00	43.60	0.00	43.60
<b>700 images</b>	N							
Single sided on 80gsm white paper			41.30	0.00	41.30	45.00	0.00	45.00
Double sided on 80gsm white paper			40.00	0.00	40.00	43.60	0.00	43.60
Single sided on 80gsm tinted paper			43.80	0.00	43.80	47.80	0.00	47.80
Double sided on 80gsm tinted paper			41.30	0.00	41.30	45.00	0.00	45.00
<b>800 images</b>	N							
Single sided on 80gsm white paper			42.60	0.00	42.60	46.50	0.00	46.50
Double sided on 80gsm white paper			41.30	0.00	41.30	45.00	0.00	45.00
Single sided on 80gsm tinted paper			4.80	0.00	4.80	5.30	0.00	5.30
Double sided on 80gsm tinted paper			42.60	0.00	42.60	46.50	0.00	46.50
<b>900 images</b>	N							
Single sided on 80gsm white paper			43.80	0.00	43.80	47.80	0.00	47.80
Double sided on 80gsm white paper			42.60	0.00	42.60	46.50	0.00	46.50
Single sided on 80gsm tinted paper			473.10	0.00	473.10	515.70	0.00	515.70
Double sided on 80gsm tinted paper			43.80	0.00	43.80	47.80	0.00	47.80

Description of Fees & Charges	Statutory or Non statutory	Service is Vatable	LONDON BOROUGH OF ENFIELD RESOURCES DEPARTMENT FEES & CHARGES 2023/24			LONDON BOROUGH OF ENFIELD RESOURCES DEPARTMENT PROPOSED FEES & CHARGES 2024/25		
			Basic £	VAT@ 20% £	Total £	Basic £	VAT@ 20% £	Total £
<b>1000 images</b>	N							
Single sided on 80gsm white paper			45.20	0.00	45.20	49.30	0.00	49.30
Double sided on 80gsm white paper			43.80	0.00	43.80	47.80	0.00	47.80
Single sided on 80gsm tinted paper			47.80	0.00	47.80	52.10	0.00	52.10
Double sided on 80gsm tinted paper			45.20	0.00	45.20	49.30	0.00	49.30
<b>1100 images</b>	N							
Single sided on 80gsm white paper			50.40	0.00	50.40	55.00	0.00	55.00
Double sided on 80gsm white paper			47.80	0.00	47.80	52.10	0.00	52.10
Single sided on 80gsm tinted paper			55.50	0.00	55.50	60.50	0.00	60.50
Double sided on 80gsm tinted paper			50.40	0.00	50.40	55.00	0.00	55.00
<b>1200 images</b>	N							
Single sided on 80gsm white paper			51.50	0.00	51.50	56.20	0.00	56.20
Double sided on 80gsm white paper			48.90	0.00	48.90	53.30	0.00	53.30
Single sided on 80gsm tinted paper			56.80	0.00	56.80	61.90	0.00	61.90
Double sided on 80gsm tinted paper			51.50	0.00	51.50	56.20	0.00	56.20
<b>PRINT SERVICES PRICE LIST OF HIGH VOLUME PHOTOCOPING</b>	N							
<b>1300 images</b>	N							
Single sided on 80gsm white paper			65.70	0.00	65.70	71.60	0.00	71.60
Double sided on 80gsm white paper			63.20	0.00	63.20	68.90	0.00	68.90
Single sided on 80gsm tinted paper			70.90	0.00	70.90	77.30	0.00	77.30
Double sided on 80gsm tinted paper			65.70	0.00	65.70	71.60	0.00	71.60
<b>1400 images</b>	N							
Single sided on 80gsm white paper			67.00	0.00	67.00	73.00	0.00	73.00
Double sided on 80gsm white paper			64.50	0.00	64.50	70.30	0.00	70.30
Single sided on 80gsm tinted paper			72.10	0.00	72.10	78.60	0.00	78.60
Double sided on 80gsm tinted paper			67.00	0.00	67.00	73.00	0.00	73.00
<b>1500 images</b>	N							
Single sided on 80gsm white paper			68.30	0.00	68.30	74.50	0.00	74.50
Double sided on 80gsm white paper			65.70	0.00	65.70	71.60	0.00	71.60
Single sided on 80gsm tinted paper			73.50	0.00	73.50	80.10	0.00	80.10
Double sided on 80gsm tinted paper			68.30	0.00	68.30	74.50	0.00	74.50

Description of Fees & Charges	Statutory or Non statutory	Service is Vatable	LONDON BOROUGH OF ENFIELD RESOURCES DEPARTMENT FEES & CHARGES 2023/24			LONDON BOROUGH OF ENFIELD RESOURCES DEPARTMENT PROPOSED FEES & CHARGES 2024/25		
			Basic £	VAT@ 20% £	Total £	Basic £	VAT@ 20% £	Total £
<b>1600 images</b>								
Single sided on 80gsm white paper	N		74.70	0.00	74.70	81.40	0.00	81.40
Double sided on 80gsm white paper			70.90	0.00	70.90	77.30	0.00	77.30
Single sided on 80gsm tinted paper			81.20	0.00	81.20	88.50	0.00	88.50
Double sided on 80gsm tinted paper			74.70	0.00	74.70	81.40	0.00	81.40
<b>1700 images</b>	N							
Single sided on 80gsm white paper			76.00	0.00	76.00	82.90	0.00	82.90
Double sided on 80gsm white paper			72.10	0.00	72.10	78.60	0.00	78.60
Single sided on 80gsm tinted paper			82.50	0.00	82.50	89.90	0.00	89.90
Double sided on 80gsm tinted paper			76.00	0.00	76.00	82.90	0.00	82.90
<b>1800 images</b>	N							
Single sided on 80gsm white paper			77.30	0.00	77.30	84.30	0.00	84.30
Double sided on 80gsm white paper			73.50	0.00	73.50	80.10	0.00	80.10
Single sided on 80gsm tinted paper			83.80	0.00	83.80	91.40	0.00	91.40
Double sided on 80gsm tinted paper			77.30	0.00	77.30	84.30	0.00	84.30
<b>1900 images</b>	N							
Single sided on 80gsm white paper			78.70	0.00	78.70	85.80	0.00	85.80
Double sided on 80gsm white paper			77.30	0.00	77.30	84.30	0.00	84.30
Single sided on 80gsm tinted paper			84.90	0.00	84.90	92.50	0.00	92.50
Double sided on 80gsm tinted paper			78.70	0.00	78.70	85.80	0.00	85.80
<b>PRINT SERVICES PRICE LIST OF HIGH VOLUME PHOTOCOPING</b>	N							
<b>2000 images</b>	N							
Single sided on 80gsm white paper			79.90	0.00	79.90	87.10	0.00	87.10
Double sided on 80gsm white paper			81.20	0.00	81.20	88.50	0.00	88.50
Single sided on 80gsm tinted paper			91.60	0.00	91.60	99.80	0.00	99.80
Double sided on 80gsm tinted paper			84.90	0.00	84.90	92.50	0.00	92.50
<b>2500 images</b>	N							
Single sided on 80gsm white paper			101.80	0.00	101.80	111.00	0.00	111.00
Double sided on 80gsm white paper			94.00	0.00	94.00	102.50	0.00	102.50
Single sided on 80gsm tinted paper			113.40	0.00	113.40	123.60	0.00	123.60
Double sided on 80gsm tinted paper			114.60	0.00	114.60	124.90	0.00	124.90





Description of Fees & Charges	Statutory or Non statutory	Service is Vatable	LONDON BOROUGH OF ENFIELD RESOURCES DEPARTMENT FEES & CHARGES 2023/24			LONDON BOROUGH OF ENFIELD RESOURCES DEPARTMENT PROPOSED FEES & CHARGES 2024/25		
			Basic £	VAT@ 20% £	Total £	Basic £	VAT@ 20% £	Total £
<b><u>HEALTH &amp; SAFETY &amp; ASBESTOS</u></b>	N							
<b><u>BASIC HEALTH AND SAFETY COURSES – HELD AT CIVIC CENTRE</u></b>	N							
<b>(i) BASIC HEALTH &amp; SAFETY COURSES</b> (include. materials & exam registration)								
Total Fee per person			94.50	0.00	94.50	103.00	0.00	103.00
<b><u>BASIC HEALTH AND SAFETY TRAINING - OFF SITE</u></b>	N							
<b>(i) BASIC HEALTH &amp; SAFETY COURSES</b> (include. materials & exam registration)								
<b>Per Course (No VAT applicable)</b>			1,011.00	0.00	1,011.00	1,102.00	0.00	1,102.00

Description of Fees & Charges	Statutory or Non Statutory	Service is Vatable	LONDON BOROUGH OF ENFIELD CHIEF EXECUTIVE DEPARTMENT FEES & CHARGES 2023/24			LONDON BOROUGH OF ENFIELD CHIEF EXECUTIVE DEPARTMENT PROPOSED FEES & CHARGES 2024/25		
			Basic	VAT@ 20%	Total	Basic	VAT@ 20%	Total
			£	£	£	£	£	£
<b>REGISTRARS</b>								
<b>Certificates:</b>								
Birth and Death Registrations-Certificates issued on the day	Y		11.00	0.00	11.00	11.00	0.00	11.00
Certificate issued after Registration	Y		11.00	0.00	11.00	11.00	0.00	11.00
Short Certificate requested after registration (Birth only)	Y		11.00	0.00	11.00	11.00	0.00	11.00
Priority Service Fee (Same day service)	Y		35.00	0.00	35.00	35.00	0.00	35.00
Recorded Delivery Service (Up to two certificates)	N	v	3.80	0.80	4.60	4.10	0.90	5.00
Add £1 for each additional certificate	N	v	1.00	0.20	1.20	1.10	0.22	1.30
<b>Marriages &amp; Civil Partnerships</b>								
Notice fee per person	Y		35.00	0.00	35.00	35.00	0.00	35.00
Notice fee with referral to the Home Office per person	Y		47.00	0.00	47.00	47.00	0.00	47.00
Conversion of a civil partnership into marriage at the Register Office	Y		45.00	0.00	45.00	45.00	0.00	45.00
Completing the declaration	Y		27.00	0.00	27.00	27.00	0.00	27.00
Signing the declaration in a religious building	Y		91.00	0.00	91.00	91.00	0.00	91.00
Amending Notice of marriage	N	v	29.20	5.80	35.00	29.20	5.80	35.00
Ceremony late fee Friday Saturday in Admiral Suite and outside venues	N	v	83.30	16.70	100.00	83.33	16.67	100.00
Ceremony late fee Mon - Thurs Admiral suite	N	v	41.70	8.30	50.00	41.67	8.33	50.00
Simple Ceremony (statutory fee plus room and certificate, Marriages & Civil Partnership)	Y		107.00	0.00	107.00	189.00	0.00	189.00
Statutory wedding fee	Y		46.00	0.00	46.00	46.00	0.00	46.00
Statutory fee for attendance at a place of worship	Y		86.00	0.00	86.00	86.00	0.00	86.00
<b>Consideration fee to accept or reject divorce or civil partnership dissolution documents obtained outside the UK, Channel Islands or Isle of Man.</b>								
If considered by the Registrar	Y		50.00	0.00	50.00	50.00	0.00	50.00
If request has to be referred to GRO	Y		75.00	0.00	75.00	75.00	0.00	75.00

Description of Fees & Charges	Statutory or Non Statutory	Service is Vatable	LONDON BOROUGH OF ENFIELD CHIEF EXECUTIVE DEPARTMENT FEES & CHARGES 2023/24			LONDON BOROUGH OF ENFIELD CHIEF EXECUTIVE DEPARTMENT PROPOSED FEES & CHARGES 2024/25		
			Basic	VAT@ 20%	Total	Basic	VAT@ 20%	Total
			£	£	£	£	£	£
<b><u>Correction to a Certificate</u></b>								
Fee for name changes to a birth certificate (Applies for changes to child's forenames within 12 months of first registration)	Y		40.00	0.00	40.00	40.00	0.00	40.00
<b><u>Fee for consideration of a correction to a birth , death, marriage or civil partnership certificate.</u></b>								
If considered by the Registrar	Y		75.00	0.00	75.00	75.00	0.00	75.00
If request has to be referred to GRO	Y		90.00	0.00	90.00	90.00	0.00	90.00
PD1 form signatures	N		51.30	0.00	51.30	60.00	0.00	60.00
<b><u>Historical Searches</u></b>								
Per Visit	Y		18.00	0.00	18.00	18.00	0.00	18.00
<b><u>Booking Fees</u></b>								
Deposit Fee for provisional ceremony bookings-deposit( statutory)	Y		100.00	0.00	100.00	100.00	0.00	100.00
Deposit for notice of marriage/Civil Partnership bookings weekday and Saturdays( statutory)	Y		35.00	0.00	35.00	35.00	0.00	35.00
Administrative fee for attendance at places of worship	N	v				93.33	18.67	112.00
Wedding co-ordination appointments fee	N	v	60.00	12.00	72.00	66.67	13.33	80.00
<b><u>Consideration fee to accept or reject divorce or civil partnership dissolution documents obtained outside the UK, Channel Islands or Isle of Man.</u></b>								
If considered by the Registrar	Y		50.00	0.00	50.00	50.00	0.00	50.00
If request has to be referred to GRO	Y		75.00	0.00	75.00	75.00	0.00	75.00
<b><u>Ceremony fees at Admiral Suite(Marriages and Civil Partnerships):</u></b>								
Ceremony in the Admiral's Suite on a Monday to Thursday before 5pm	N		280.00	0.00	280.00	300.00	0.00	300.00
Ceremony in the Admiral's Suite on a Friday before 5pm	N		380.00	0.00	380.00	400.00	0.00	400.00
Ceremony in the Admiral's Suite on a Saturday before 5pm	N		400.00	0.00	400.00	440.00	0.00	440.00
Ceremony in the Admiral's Suite on a Sunday before 5pm	N		590.00	0.00	590.00	600.00	0.00	600.00

Description of Fees & Charges	Statutory or Non Statutory	Service is Vatable	LONDON BOROUGH OF ENFIELD CHIEF EXECUTIVE DEPARTMENT FEES & CHARGES 2023/24			LONDON BOROUGH OF ENFIELD CHIEF EXECUTIVE DEPARTMENT PROPOSED FEES & CHARGES 2024/25		
			Basic	VAT@ 20%	Total	Basic	VAT@ 20%	Total
			£	£	£	£	£	£
Ceremony fee at the Admiral Suite Bank holiday /Christmas Eve/New Years Eve before 5pm	N		1,000.00	0.00	1,000.00	1,000.00	0.00	1,000.00
Ceremony in the Admiral's Suite on Monday to Friday 5pm - 8pm	N		600.00	0.00	600.00	600.00	0.00	600.00
Ceremony in the Admiral's Suite on a Saturday and Sunday 5pm - 8pm	N		800.00	0.00	800.00	800.00	0.00	800.00
Ceremony fee at the Admiral Suite Bank holiday /Christmas Eve/New Years Eve 5pm - 8pm	N		1,500.00	0.00	1,500.00	1,500.00	0.00	1,500.00
Ceremony in the Council Chamber on a Saturday *	N		700.00	0.00	700.00	700.00	0.00	700.00
<b><u>Ceremony fees at an Approved Venue (Marriages and Civil Partnerships and Other ceremonies):</u></b>								
Ceremony fee at an approved venue Monday to Friday before 5pm	N		590.00	0.00	590.00	600.00	0.00	600.00
Ceremony fee at an approved venue Saturday & Sunday before 5pm	N		600.00	0.00	600.00	650.00	0.00	650.00
Ceremony fee at an approved venue Bank holiday /Christmas Eve/New Years Eve before 5pm	N		1,000.00	0.00	1,000.00	1,000.00	0.00	1,000.00
Ceremony fee at an approved venue Monday to Friday 5pm-8 pm	N		800.00	0.00	800.00	800.00	0.00	800.00
Ceremony fee at an approved venue Saturday & Sunday 5pm - 8pm	N		900.00	0.00	900.00	900.00	0.00	900.00
Ceremony fee at an approved venue Bank holiday /Christmas Eve/New Years Eve 5pm - 8pm	N		1,500.00	0.00	1,500.00	1,500.00	0.00	1,500.00
<b><u>Ceremony fees Admiral Suite (Renewal of vows etc ):</u></b>								
Ceremony in the Admiral's Suite on a Monday to Thursday before 5pm	N	v	233.33	46.67	280.00	250.00	50.00	300.00
Ceremony in the Admiral's Suite on a Friday before 5pm	N	v	316.67	63.33	380.00	333.33	66.67	400.00
Ceremony in the Admiral's Suite on a Saturday before 5pm	N	v	333.33	66.67	400.00	366.67	73.33	440.00
Ceremony in the Admiral's Suite on a Sunday before 5pm	N	v	491.67	98.33	590.00	500.00	100.00	600.00
Private Citizenship Ceremony Monday to Friday	N	v	133.33	26.67	160.00	133.33	26.67	160.00
Private Citizenship Ceremony Saturday	N	v	150.00	30.00	180.00	150.00	30.00	180.00

Description of Fees & Charges	Statutory or Non Statutory	Service is Vatable	LONDON BOROUGH OF ENFIELD CHIEF EXECUTIVE DEPARTMENT FEES & CHARGES 2023/24			LONDON BOROUGH OF ENFIELD CHIEF EXECUTIVE DEPARTMENT PROPOSED FEES & CHARGES 2024/25		
			Basic	VAT@ 20%	Total	Basic	VAT@ 20%	Total
			£	£	£	£	£	£
<b>LEGAL SERVICES</b>								
<b>The Council will charge fixed fees for the majority of cases, save where protracted or complex, in which case the following current hourly rates will apply :</b>								
Solicitors and legal executives with over 8 years' experience	N		250.00	0.00	250.00	301.00	0.00	282.00
Solicitors and legal executives with over 4 years' experience	N		200.00	0.00	200.00	247.00	0.00	232.00
Other solicitors or legal executives and equivalent fee earners	N		160.00	0.00	160.00	197.00	0.00	185.00
Trainee solicitors, paralegals and other fee earners	N		110.00	0.00	110.00	138.00	0.00	129.00
<b>The Council will charge fixed fees for the majority of cases,</b>								
<b>Property Work</b>	N							
Sale residential	N		950.00	0.00	950.00	1,200.00	0.00	1,200.00
Sale commercial	N		1,200.00	0.00	1,200.00	1,400.00	0.00	1,400.00
Sale greensward	N		950.00	0.00	950.00	1,200.00	0.00	1,200.00
Agreement for lease (agreement and new lease)	N		1,500.00	0.00	1,500.00	1,650.00	0.00	1,650.00
New Lease Commercial (standard)	N		1,200.00	0.00	1,200.00	1,500.00	0.00	1,500.00
New Lease Commercial (nonstandard)	N		Charged at Hourly rates			Charged at Hourly rates		
New Lease Residential	N		950.00	0.00	950.00	1,200.00	0.00	1,200.00
Licence to Assign / Change User & Alter - commercial	N		850.00	0.00	850.00	1,000.00	0.00	1,000.00
Licence to Underlet	N		1,200.00	0.00	1,200.00	1,400.00	0.00	1,400.00
Licence to Occupy	N		850.00	0.00	850.00	1,000.00	0.00	1,000.00
Deed of Variation of Residential & Commercial Leases (minor variations)	N		850.00	0.00	850.00	1,000.00	0.00	1,000.00
Deed of Surrender of Lease	N		850.00	0.00	850.00	1,000.00	0.00	1,000.00
Lease extension (residential) Informal	N		1,000.00	0.00	1,000.00	1,000.00	0.00	1,000.00
Lease extension (residential) Formal	N					1,200.00	0.00	1,200.00
Easement / wayleave	N		850.00	0.00	850.00	1,000.00	0.00	1,000.00
Crane oversail	N		1,200.00	0.00	1,200.00	1,400.00	0.00	1,400.00
Deed of release of easement or covenant	N		850.00	0.00	850.00	1,000.00	0.00	1,000.00
Letter of Consent for Postponement of the Council's RTB discount charge for RTB property	N		150.00	0.00	150.00	180.00	0.00	180.00
Discharge of charges	N		150.00	0.00	150.00	180.00	0.00	180.00

Description of Fees & Charges	Statutory or Non Statutory	Service is Vatable	LONDON BOROUGH OF ENFIELD CHIEF EXECUTIVE DEPARTMENT FEES & CHARGES 2023/24			LONDON BOROUGH OF ENFIELD CHIEF EXECUTIVE DEPARTMENT PROPOSED FEES & CHARGES 2024/25		
			Basic	VAT@ 20%	Total	Basic	VAT@ 20%	Total
			£	£	£	£	£	£
Notice of Assignment or Charge of a Lease or other Notice	N		95.00	0.00	95.00	95.00	0.00	95.00
Lettings and disposals concerning agricultural / farm business occupiers	N		Charged at Hourly rates			Charged at Hourly rates		
<b><u>PLANNING WORK</u></b>								
Unilateral Undertaking (car free development)	N		750.00	0.00	750.00	900.00	0.00	900.00
Other Unilateral Undertakings	N		Charged at Hourly rates			Charged at Hourly rates		
Section 106	N		Charged at Hourly rates			Charged at Hourly rates		
Deed of Variation	N		Charged at Hourly rates			Charged at Hourly rates		
Section 38 Agreement	N		Charged at Hourly rates			Charged at Hourly rates		
Section 278 Agreement	N		Charged at Hourly rates			Charged at Hourly rates		
<b><u>PROPERTY AND CONTRACTS</u></b>								
Work on Development Agreements	N		Charged at Hourly rates			Charged at Hourly rates		
Legal Miscellaneous queries and advice	N		Charged at Hourly rates			Charged at Hourly rates		
<b><u>ADMINISTRATION</u></b>								
<b>Request for copies of legal documents (per document)</b>								
Copy of lease	N		80.00	0.00	80.00	87.20	0.00	87.20
<b>Photocopying charges per sheet</b>								
A4	N		0.25	0.00	0.25	0.30	0.00	0.30
A3	N		0.50	0.00	0.50	0.60	0.00	0.60

Description of Fees & Charges	Service is VARIABLE	LONDON BOROUGH OF ENFIELD HOUSING - TEMPORARY ACCOMMODATION FEES & CHARGES 2023/24			LONDON BOROUGH OF ENFIELD HOUSING - TEMPORARY ACCOMMODATION PROPOSED FEES & CHARGES 2024/25		
		Basic £	VAT@ 20% £	Total £	Basic £	VAT@ 20% £	Total £
		<b>Emergency Accommodation</b>					
<b>New entrants into Emergency Accommodation within Enfield</b>							
Shared accommodation		178.85	0.00	178.85	£178.85	£0.00	£178.85
1 Bedroom accommodation		246.24	0.00	246.24	£264.66	£0.00	£264.66
2 Bedroom accommodation		299.18	0.00	299.18	£322.19	£0.00	£322.19
3 Bedroom accommodation		368.22	0.00	368.22	£390.08	£0.00	£390.08
4+ Bedroom accommodation		437.26	0.00	437.26	£506.30	£0.00	£506.30
<b>Existing tenants in Emergency Accommodation within Enfield</b>							
Shared accommodation		178.85	0.00	178.85	£178.85	£0.00	£178.85
1 Bedroom accommodation		246.24	0.00	246.24	£264.66	£0.00	£264.66
2 Bedroom accommodation		299.18	0.00	299.18	£322.19	£0.00	£322.19
3 Bedroom accommodation		368.22	0.00	368.22	£390.08	£0.00	£390.08
4+ Bedroom accommodation		437.26	0.00	437.26	£506.30	£0.00	£506.30
<b>New Entrants placed Out of Borough</b>							
If new entrants have to be placed outside of Enfield the prevailing Local Housing Allowance (LHA) rate for that area will be applied.		Price on application			Price on application		
<b>Existing Tenants placed Out of Borough</b>							
The prevailing Local Housing Allowance (LHA) rate for that area will be applied.		Price on application			Price on application		
Rough Sleeper Accommodation Property - 1 bed £193.99 <b>per week</b>		£180.12	£0.00	£180.12	£193.99	£0.00	£193.99
Rough Sleeper Accommodation Property - Shared Facilities - £136.93 <b>per week</b>		£113.11	£0.00	£113.11	£136.93	£0.00	£136.93
Homelessness Hub bed Space - £264.66 <b>per week</b>		£246.24	£0.00	£246.24	£264.66	£0.00	£264.66

## **London Borough of Enfield: Flexible Use of Capital Receipts Strategy**

### **Our approach to Efficiency and the Use of Capital Receipts**

With effect from 2016/17 the Government has provided a general capitalisation directive to all councils. This enables the utilisation of new capital receipts to finance projects that are designed to generate ongoing revenue savings in the delivery of public services and/or transform service delivery in a way that reduces costs or demand for services in future years for the Council and any of the public sector delivery partners.

Enfield Council has a proven track record in successfully responding to the financial pressures in local government, demonstrated by managing with significantly reduced resources and delivering savings of £228.7m since 2010, with a further £15.2m of savings proposed for 2024/25.

The Government extended the capital receipts flexibility up until the end of 2024/25 and is currently consulting on the widening these flexibilities considering Local Government financial pressures (consultation ends January 2024). However, the Council is mindful of over reliance on and sustainability of this one-off funding and is focused on longer term solutions to fund any ongoing pressures and make the budget more robust.

This Strategy reports on how capital receipts were used to fund investment in 2020/21, 2021/22, 2022/23 as well as how they are planned to be used to fund investment in 2023/24 and 2024/25.

The Council, within the Capital Strategy has set out its approach for 2024/25 and beyond. Capital receipts will no longer be used for transformational purposes. The only revenue expenditure to be funded under these flexibilities will be in support of managing the asset disposal programme, which will then generate further capital receipts. In using this flexibility, £1.0m of capital receipts have been earmarked as one-off funding in 2024/25.

### **Impact on the Prudential Indicators**

The Prudential Indicators are set out in the Treasury Management Strategy Report, also on this agenda. These demonstrate that Enfield's capital investment plans are affordable, prudent and sustainable, and that treasury management decisions are taken in accordance with good professional practice. The indicators take account of the proposals for the use of capital receipts set out in this strategy. On the basis of the current capital programme, if the capital receipts were to be applied to fund capital expenditure, this would have the estimated impact of reducing the **annual** minimum revenue provision in future years by £0.025m on average for each £1m of applied capital receipts. This is based on an asset with a forty year asset life discounted on a 3.50% interest rate on an annuity basis in accordance with the Council's MRP Policy.



## Planned Use of Capital Receipts in 2020/21

The table below shows how we used capital receipts in 2020/21.

Service Area	Plan £000s	Outturn £000s	Planned Savings and Demand Reductions
Children's & Families	45	45	Pilot scheme for 1 year to evaluate the use of Virtual Reality to improve Social Worker practice and increase recruitment and retention of Foster Carers.
Procurement and Commissioning co-managed service contract	765	765	Procurement services/roles across the Council were brought together to form the Procurement & Commissioning Hub as part of the Enfield 2017 transformation programme. The Procurement & Commissioning Hub is made up of Enfield employees and the Council's co-manage partner EY. A focus of the work carried out by the hub is on contract and commissioning reviews, innovative procurement and programme management of MTFP savings.
Digital Services (formerly IT)	512	368	The service is continuing to implement changes to the infrastructure contracts aimed at achieving significant cost reductions and transforming how services are delivered. To develop business cases for new projects as part of the Portfolio's pipeline. This is the estimated value for 2020/21 and these costs will continue into 2021/22.
Transformation	324	252	The Transformation Service manages a diverse Portfolio of Programmes, designing, planning and managing activity on behalf of Directors across the council, hiring and managing specialist IT and other resources, as required for each individual project. This includes delivery of new operating models, structures, processes and culture driven by user needs and enabled by technology. Capital receipts are used to support the funding of the following programmes: Payments, Children's Transformation, Build the Change, Customer Experience.
Finance & Commercial	50	0	Implementation of the Social Value Portal and associated training programme.
Mobilisation costs associated with the implementation of waste service changes	103	96	<p>The changes being implemented will revise the waste and recycling collection system for kerbside properties with a wheeled bin. The changes are:</p> <ul style="list-style-type: none"> <li>To collect refuse every fortnight rather than weekly (collections from the property will be made on the alternative week to collections for dry recycling)</li> <li>To collect dry recycling every fortnight rather than weekly (collections from the property will be made on the alternative week to collections for refuse)</li> <li>To provide a new service of a weekly separate food waste collection</li> <li>To introduce a £65 per year charge to collect garden waste from households that opt into the scheme (additional bins per property will be charged at £65 per year)</li> <li>recruitment of 2 additional Recycling Officers and 2 additional Enforcement Officers</li> <li>To invest £500k in Street Cleaning Services.</li> </ul> <p>The total net savings over the 5-year business plan will be £7.5m from Waste Services, where the financial savings from the agreed option was significantly higher when compared to any other proposal or the current collection system, it conforms with the Mayor's Environment Strategy by providing separate food waste collections and has a projected step change in recycling to 49%.</p>
Homelessness	125	61	These costs included the implementation costs of new allocations system, project management of the establishment of Enfield Lets, implementation of the LIFT dashboard and review of Brickfield House.
<b>Total</b>	<b>1,864</b>	<b>1,587</b>	

## Planned Use of Capital Receipts in 2021/22

The table below shows how we used capital receipts in 2021/22.

Service Area	Plan £000s	Outturn £000s	Planned Savings and Demand Reductions
Communications	41	41	50% of an Internal Comms/Transformation Manager post (£41k) to be funded from capital receipts.
Corporate Strategy	25	20	Digital Development Programme (Digital Infrastructure & Inclusion)
NEXUS Project aimed at tackling Youth Violence	133	133	The funding for the Nexus project to address youth violence was £500K over two years (2019/20 and 2020/21) but due to delays in recruitment and Covid restrictions etc, the funding for 2020/21 was not fully spent. £367k was carried forward from earlier years underspends leaving £133k required from Capital Receipts. The reserve will be used by the Secondary Behavioural Support Service and also the Youth Operations service throughout 2021/22 to complete works on the Nexus project as set out in the DAR.
Education	0	49	Invest to Save increasing in borough SEN provision
Outreach worker Operation Alliance	15	0	Early Help Offer
SEND and Disability Outreach Worker	40	20	Early Help Offer
New Beginnings Project (previously Break the Cycle)	37	37	Invest to Save bid to support women and families to prevent the cycle of abuse and reoccurrence of children being removed, this will result in improved outcomes for children and families as well as financial benefit to the social care system.
Commercial Team	453	0	Environmental Landscaping (Holly Hill Extension)
Complaints/ MEQ Team	133	0	MEQ project
Digital Services	700	0	To develop business cases for new projects as part of the Portfolio's pipeline. This will start in 2020/21 with £60k forecast, however, if there are any delays to recruitment then this will carry forward to 2021/22. The total identified is £0.700m
Transformation	710	825	The Transformation Service manages a diverse Portfolio of Programmes, designing, planning and managing activity on behalf of Directors across the council, hiring and managing specialist IT and other resources, as required for each individual project. This includes delivery of new operating models, structures, processes and culture driven by user needs and enabled by technology. Capital receipts are used to support the funding of the following programmes: Payments, Children's Transformation, Build the Change, Customer Experience.
<b>Total</b>	<b>2,287</b>	<b>1,133</b>	

### Planned Use of Capital Receipts in 2022/23

The table below shows how we used capital receipts in 2022/23.

Service Area	Plan £000s	Outturn £000s	Planned savings and demand reductions
Human Resources	50	0	Review and align workforce structures and budgets on SAP HR and SAP Finance
Corporate Strategy	87	0	Digital Development Programme (Digital Infrastructure & Inclusion)
Communications	41	0	50% of an Internal Comms/Transformation Manager post (£41k) to be funded from capital receipts
Human Resources	93	0	HR Transformation Manager
Digital Services	820	373	To develop business cases for new projects as part of the Portfolio's pipeline. Continuation from 2021/22 item with a further £0.820m Use of Capital Receipts anticipated.
Transformation	710	837	The Transformation Service manages a diverse Portfolio of Programmes, designing, planning and managing activity on behalf of Directors across the council, hiring and managing specialist IT and other resources, as required for each individual project.
Income & Debt	389	203	Analyse Local contract to bring in upwards of £1.0m a year in growth in Business Rates income
Web Development	114	0	2 additional Form Developer posts & 1 Apprentice post as Content Editor role
NEXUS Community Project	475	408	Funding for the continuation of the Nexus project to address youth violence.
Adult Social Care	200	0	Smooth and cost-effective transition back into Enfield adult service from Residential schools.
Children & Families	17	0	Outreach worker Operation Alliance
Children & Families	40	0	SEND and Disability Outreach Worker
Children & Families	88	0	Parent Support Advisor
Children & Families	81	0	Specialist Outreach Project
Children & Families	163	132	New Beginnings: Court applications have significantly dropped from 11 per 10,000 population (June 2022) to 8.5 per 10,000 (June 2023). Prevented further fiscal pressures of £3,080,000 on the placement budget. The cost of removal of one baby is approximately £140k per child per year (excluding staffing and legal costs). Project to become base budget funded from 2023/24.
Planning	70	0	Planning Commercial & Customer Manager
<b>TOTAL</b>	<b>3,438</b>	<b>1,953</b>	

**Planned Use of Capital Receipts in 2023/24**

The table below shows how we plan to use capital receipts in 2023/24.

Area	Plan £000s	Planned savings and demand reductions
Transformation	900	Portfolio of programmes delivering corporate and customer facing change across the organisation to reduce demand failure, improve customer experience, cost prevention and create efficiencies through improved processes and enhanced technology. Individual programmes may have specific MTFP savings targets. Cost prevention projects & programmes are designed to reduce demand prior to incurring costs.
Digital Services	600	To develop business cases for new projects as part of the Portfolio's pipeline. This will include reducing the cost of laptops and devices; procurement savings; application rationalisation; reduction in mobile phone usage and costs.
Property	495	Various external fees directly attributable to, and essential for, the disposal of property assets to deliver capital receipts. Gross capital receipts forecast to total £65m over the five-year period 2023-29. There will no ongoing costs associated with each property asset disposal upon completion of each sale. There will also be reduced MRP and interest charges if the receipts are used to repay borrowing.
Income & Debt	189	Analyse Local Business Rate growth project. Aim of the project is to increase Business Rate Income through identifying missing hereditaments within the borough and establishing new working partnerships across the Council to ensure maximisation of the tax base in future years.
<b>TOTAL</b>	<b>2,184</b>	

**Planned Use of Capital Receipts in 2024/25**

The table below shows how we plan to use capital receipts in 2024/25.

Service Area	Plan £000s	Planned savings and demand reductions
Property	1,000	This continues the plan put in place starting in 2023/24. Various external fees directly attributable to, and essential for, the disposal of property assets to deliver capital receipts. Gross capital receipts forecast to total £65m over the five-year period 2023-29. There will no ongoing costs associated with each property asset disposal upon completion of each sale. There will also be reduced MRP and interest charges if the receipts are used to repay borrowing.
<b>TOTAL</b>	<b>1,000</b>	

# Setting a Balanced Budget in 2024/25

## Questionnaire responses

Produced by the Corporate Strategy Service



# Introduction

---

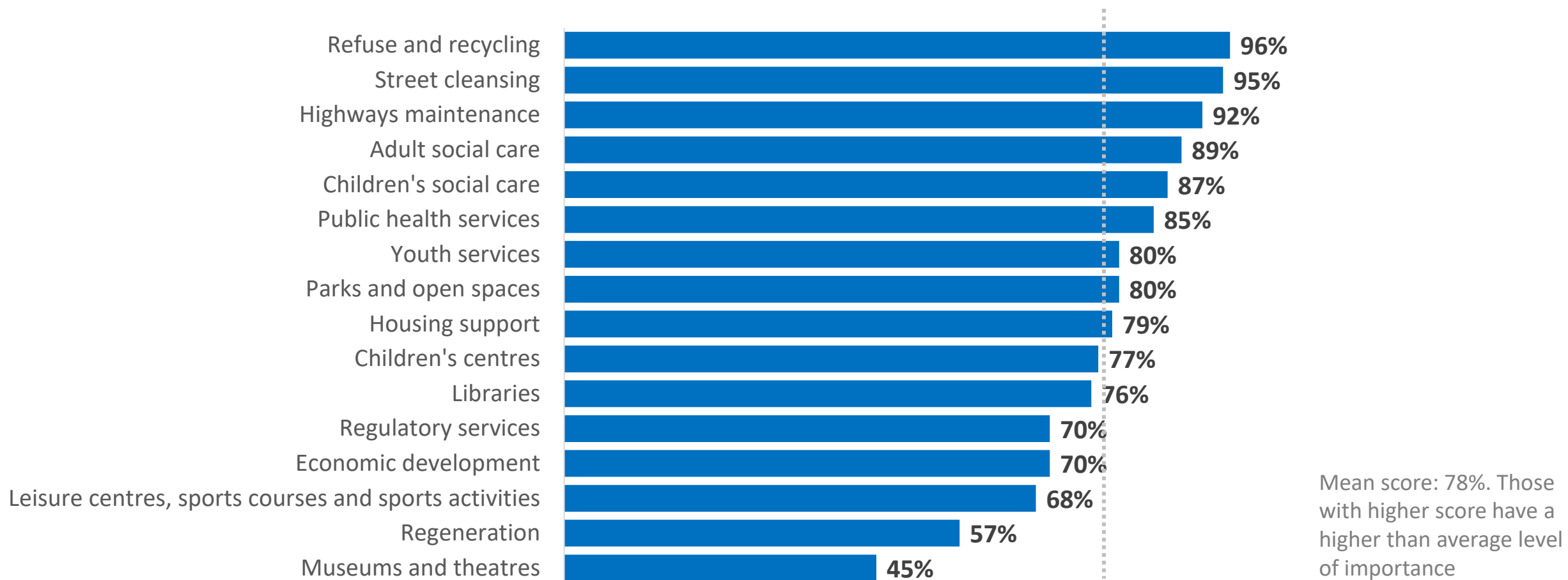
- **Data collection** – online questionnaires (standard and easy read)
- **Objectives** – To better understand perceptions of the importance of council services, if there is agreement to increasing council tax and suggestions for making savings and generating additional income
- **Promotional activities** – Regular social media comms on Enfield Council corporate Facebook and X platforms, local press advertisement, electronic advertisement boards (Housing) and e-newsletter (Have Your Say)
- **Availability of questionnaires** – 11 December 2023 to 12 January 2024 (11:59pm)
- **Number of responses** – 132 in total: 129x standard version and 3x easy read

Please note data is 'rounded' so some aggregated figures may not equal 100%.

# Importance of services

The most important services among respondents are **street cleansing** and **waste and recycling**

How important do you think it is that we prioritise our increasingly limited resources on each of the following areas? *Very important and fairly important*






# Council tax

Just less than half agree council tax should be increased while a majority disagree

To what extent do you agree or disagree that we should increase Council Tax?

■ Agree ■ Disagree ■ Not sure



# Suggestions for making savings and generating income

Suggestions relate to issues such as financial management and efficiency

---

## Key themes:

**Financial prudence:** Pausing large projects (LTNs and Meridian Water) / eliminating unnecessary expenses / cutting contractors / reducing levels of management / reducing salaries

**Operational efficiency:** Training staff for versatility / automating processes / cutting administrative costs / scrutinising ceremonial events for cost-sharing

**Community involvement:** Promoting community involvement / encouraging volunteering / collaborating with community organisations

**Service focus:** Ceasing spending on non-service-related items / concentrating on core services / change criteria for housing allocation / addressing parking enforcement issues

**Revenue generation and innovation:** Selling unused buildings / generating income from various services / increasing fees, fines, and charges / exploring sponsorships for street name plates

# Issues raised

---

## **Additional issues raised, include:**

- Concerns about benefit cuts affecting vulnerable groups
- Calls for improved revenue through facilities like Forty Hall's café
- Demands for more budget review meetings
- Objections to building on Green Belt
- Road layout changes
- Support for businesses
- Funding cuts
- Opposition to perceived unfair taxation
- Critiques of council efficiency

**MINUTES OF THE MEETING OF THE OVERVIEW & SCRUTINY COMMITTEE  
HELD ON MONDAY, 15 JANUARY 2024**

**COUNCILLORS**

**PRESENT** Margaret Greer (Chair), Mahmut Aksanoglu (Vice-Chair), Maria Alexandrou, Nawshad Ali, Kate Anolue, Hivran Dalkaya, James Hockney and Michael Rye OBE.

**STATUTORY CO-OPTES:** *1 vacancy (Church of England diocese representative), vacancy (other faiths/denominations representative), vacancy (Catholic diocese representative), Alicia Meniru & 1 vacancy (Parent Governor representative) - Italics Denotes absence*

**OFFICERS:** Ian Davis (Chief Executive), Fay Hammond (Executive Director of Resources), Tony Theodoulou (Executive Director of People), Joanne Drew (Director of Housing and Regeneration), Perry Scott (Executive Director of Environment & Communities), Terry Osborne (Director of Law & Governance), Doug Wilson (Director of Health & Adult Social Care), Dudu Sheri-Arami (Director of Public Health), Kevin Bartle (Interim Director of Finance), Annette Trigg (Strategic Head of Corporate Finance), Stacey Gilmour (Governance & Scrutiny Officer)

**Also Attending:** Cllr Ergin Erbil (Deputy Leader of the Council) and Cllr Tim Leaver (Cabinet Member for Finance & Procurement Local Press Officer  
1 Member of the Public

**1****WELCOME & APOLOGIES**

The Chair welcomed everyone to the meeting and introductions were made.

In view of the in-depth discussions anticipated at item 4 of the agenda: Medium Term Financial Plan 2024/25 to 2028/29 the Chair proposed to defer agenda item 5: ICB Clinical Commissioning update to the meeting of the Overview & Scrutiny Committee scheduled to take place on 4 March 2024. Members of the Committee **AGREED** to this proposal.

**2****DECLARATIONS OF INTEREST**

In respect of item 5, Cllr Nawshad Ali advised that he worked for Barnet, Enfield & Haringey NHS Trust.

It was noted however that this item had now been deferred to the March meeting of the Overview & Scrutiny Committee.

**3**

## MINUTES OF THE PREVIOUS MEETINGS

The minutes of the previous meetings held on 6 November 2023, 14 November 2023 and 11 December 2023 were **AGREED**.

### 4

#### **MEDIUM TERM FINANCIAL PLAN 2024/25 TO 2028/29**

Councillor Ergin Erbil, Deputy Leader introduced the item highlighting the pressures currently faced by the Council which were as a result of continued reduction to Local Authority Funding from Central Government, inflationary pressures, and the continuing cost of living crisis. Government settlement for Local Authorities is bleak and all councils across the country were facing the same financial situation as Enfield Council. It was confirmed that despite this, the budget has been balanced for 2024/25, dependent on proposed savings, Council Tax increase, review of the Council Tax Support Scheme and grant to Adult Social Care.

Cllr Tim Leaver (Cabinet Member for Finance and Procurement) provided further information in relation to the Council's budget and the economic context and government funding decisions were further highlighted. He advised that the January Medium Term Financial Plan (MTFP) Update Report demonstrates how the Council has set a provisionally balanced budget. It contains details of funding changes announced at the Chancellor's Autumn Statement and subsequently content of the 2024/25 Provisional Local Government Finance Settlement on 18 December. The report also provides an update on the funding and spending assumptions set out in the 2024/25 to 2028/29 MTFP Update Report which was considered by Cabinet in November (KD5681), and it brings forward a further tranche of savings and income proposals. The report also provides further detail around the budget position in terms of Funding, Pressures, Savings and the proposed fees and charges across service departments for 2024/25.

The Council is committed to delivering a resilient and sustainable budget and has made significant progress over the past four years. A key element of the approach to deliver this commitment is the effective scrutiny of the savings and income generation proposals and also the underlying assumptions on funding and spending. The Council is operating in an increasingly challenging and uncertain financial environment and this scrutiny is more important than ever.

The Committee received further information from Fay Hammond, Executive Director of Resources which provided context and background to the financial strategy, savings, investment, budgets by departments and budget risks.

At the invitation of the Chair, Members put a series of detailed questions to the Cabinet Member for Finance and Procurement, the Deputy Leader, and Officers, who provided the following responses.

The Deputy Leader Cllr Erbil said he believed insourcing was 'good practice' and where local authorities had adequate funding more services should be insourced as it was felt that when you insource you prioritise staff and health and safety over profit. Cllr Leaver, the Cabinet Member for Finance & Procurement said that where certain services have been insourced this had saved money and he clarified that it wasn't the Council's intention to stop insourcing but added there may be an opportunity to review it in terms of 'best practice'.

With regards to debt levels, Cllr Erbil advised that important steps have always been taken to ensure that the Council's Capital Financing is affordable and the Capital Strategy, which was signed off in November, is a good strategy. He added that it was important to note that Enfield Council are in debt to invest in the Borough and this debt goes towards key services such as road maintenance, delivering decent homes, decarbonising council buildings, and investing in parks and green spaces. Cllr Leaver advised that the majority of this debt is locked in at low interest rates and therefore the issue is not about the council's financing or investment in the borough but is about the lack of fair funding.

In response to Members' queries, further details were confirmed regarding the provisional Local Government Finance Settlement and that Enfield was not fairly funded, and it was advised that the Government had only provided 8% of the overall budget, with Enfield being the second worst funded local authority across London and seventh worst in the country according to recent studies, and this demonstrates the unfair funding formula.

In response to a question regarding the impact of cutting the Council Tax Support Scheme (CTS), which helps over 30,000 low income households in the borough, the Deputy Leader said it is fully recognised how hard residents have been hit by the cost of living crisis, especially in the most deprived wards, which is why £1.4m has been set aside in hardship funds to help struggling families as well as £1m in council tax hardship funds as part of the new Council Tax Support Scheme. Enfield Council had maintained for a very long time one of the most generous CTSS in London giving the discount to more households than any other London Borough. However, due to the budget pressures caused by inflation and the other financial challenges faced, such a generous scheme can no longer be sustained, and has therefore been brought in line with the London average. The new scheme will still give a discount on the council tax bill for around one-third of the borough's households and is therefore still a very strong scheme.

The Executive Director of Resources provided information on the process for the changes to Council Tax charges and advised that whilst developing these options, an Equalities Impact Assessment (EQIA) was undertaken to understand what the impact to residents would be, along with significant, extensive consultation on the proposals which is ongoing until the end of this month and to date 282 residents have completed this. Letters have been sent to all 29,000 residents directly affected by the changes to the Council Tax Support Scheme and offered them a one-to-one meeting, of which sixty-three

residents made contact and have had this meeting. Engagement has taken place with specific client groups to offer guidance and advice on what the changes might mean for them and following feedback from this an easy-read version of the consultation has been added to the Council's website and residents have been made aware that this is now available. Adverts have been placed on social media, in Greek and Turkish newspapers as well as in other communities in the borough. A proactive approach has been taken by undertaking a mailshot to all residents who might be eligible for disregard but haven't yet applied for it. The £1.5m exceptional hardship scheme is being set up to ensure this is available and also a single specialised team, separate from the usual collection point team, is being set up to provide additional support and one route into the council. So as much as possible has been done to publicise the event and offer support where possible in preparation for this proposal, should it be agreed.

As part of the budget setting process for 2024/25, the Council's traded services fees and charges have been reviewed. The review assesses the Council's current fees and charges to establish whether the service delivery costs are being covered by the charges set, considers whether income generation opportunities are being maximised and benchmarks the proposals with other councils. There is a continued focus on strengthening income streams in order to support the MTFP and the strategy has been to increase charges by 9% based on the July 2023 RPI, subject to case by case conditions. The majority of services are adopting this increase where the charges are locally controlled, with some exceptions where services look to build market share or hold position within the market.

With regards to HR and Workforce Implications, any proposal that is likely to impact on posts or changes and potential closure of services, will require the Council to conduct meaningful and timely consultation with trade unions and staff. This will include consideration of alternative proposals put forward as part of the consultation process.

The Director of Housing & Regeneration explained that homelessness is the single most significant pressure and risk faced by the Council which has been predominantly caused by a lack of available temporary accommodation at affordable rates, and hence a sustained use of expensive hotel accommodation. Mitigations are in place to reduce the reliance on hotel usage, and this will reduce costs. Part of Enfield's strategy is to bring accommodation under its own ownership and direct control which will mean that we aren't so exposed to this volatility and increased market costs, and in that time the strategy is to reduce the numbers of people in temporary accommodation significantly. However, significant risk remains here and notification of Enfield's allocation from the Government's increase in homelessness prevention grant of £120m nationally, is awaited. Enfield's share of the grant will be used to help offset these costs.

The Director of Health & Adult Social Care explained that this service had been hit particularly hard by the Pandemic as what impacts on the NHS impacts on Social Care. During Covid there were a number of challenges and

for a short period of time the numbers of people accessing services decreased, but it was recognised that this was only a temporary situation and the demand on health and adult social care services is now rapidly increasing. Unlike the NHS, adult social care is not free at the point of contact, it is means tested and there are certain things that can be done to try and manage the demand and part of these discussions is about how to meet peoples' needs in the most cost-effective way. So, it is about working with partners across the NHS to manage things differently. However, this is likely to mean that decisions will be made based on more cost effectiveness than what would normally be expected. Other significant challenges are deprivation levels, NHS pressures and age profiles within the borough as these all have a huge impact on the service.

The Executive Director of People responded to a question regarding Social Worker Apprenticeship recruitment and explained that the Adult Social Worker Apprenticeship scheme has been paused on the basis that vacant posts can be filled without the need for apprenticeships. However, the Children's Social Worker Apprenticeship scheme has been deferred so there are currently greater pressures on children's social workers. Whilst the Council's contribution to the apprenticeship scheme has been deferred it has been replaced by a government grant as the tremendous pressures on recruiting children's social workers has been recognised by the government and therefore grants in the region of £180k have been made available to Local Authorities to fund apprenticeships.

The Executive Director of Environment & Communities explained that there are a lot of high demand services that are important to residents, so work is ongoing with the teams to understand these and there is a large list of projects and initiatives within the budget paper, so it is about monitoring these and ensuring officers have the right resources to deliver on these.

The Executive Director of Resources advised that there is no generic freeze in recruitment, however, for any vacant post that comes up for recruitment, the Executive Director of that service area has to demonstrate that any recruitment to the role is necessary and essential.

In regards to the Green Waste subscription the Deputy Leader explained that in line with other fees and charges going up, this is increasing to cover the inflationary increase and cost pressures in maintaining the service. Residents can also use Barrowell Green Recycling Centre and the North London Waste Authority Eco Park. Flytipping and Littering remains a Council priority, but adequate funding is essential for improving street scenes and recycling rates.

The Executive Director of Resources concluded by saying that the next step of the process is to wait for the final Local Government Finance Settlement figure for 2024/25 which should be known by 31<sup>st</sup> January 2024, but in the meantime ongoing due diligence of the cost pressures, savings and income proposals will continue.



The Chair thanked the Cabinet Member, Finance & Procurement and Officers for their hard work in producing this budget and for providing detailed responses and explanations to the questions posed.

**AGREED** that having considered the savings and income proposals and funding and spending assumptions contained in the January Medium Term Financial Plan 2024/25 to 2028/29 to update Cabinet and report the outcome of their deliberations to Council on 22 February 2024.

**5**

**ICB CLINICAL COMMISSIONING - UPDATE**

**AGREED** that the ICB Clinical Commissioning Update report be deferred to the business meeting of the Overview & Scrutiny Committee, scheduled to take place on Monday 4 March 2024.

**6**

**WORK PROGRAMME 2023/24**

**NOTED** the Overview & Scrutiny Committee Work Programme for 2023/24.

**7**

**DATES OF FUTURE MEETINGS**

**NOTED** that the next business meeting of the Overview & Scrutiny Committee would be on Tuesday 6 February 2024 at 7:00pm in the Conference Room, Civic Centre.

## **Summary of Budget Risks**

This Appendix sets out the main financial risks the Council faces over the period of the Medium Term Financial Plan. Risk assessment and planning will minimise risk. Risks have been categorised as:

- Corporate
- Service Specific

### **CORPORATE RISKS**

These are risks that may affect all or a number of Council services:

- **Current Economic Climate**

The Council continues to face financial risks resulting from the economic climate due to the cost of living crisis, increased interest rates, high inflation and legacy of Brexit and the pandemic. The risks are covered in more detail below but one significant outcome is the ongoing increase in the number of residents reliant on support from Council services.

- **Interest Rates**

Interest rates are outside the Council's control and therefore represent a continuing area of significant risk. Interest rates had been rising steadily throughout the last 2 years starting at 0.25% in January 2022, and rising to a figure of 5.25% in November 2023, with three further reviews expected before the end of March 2023, as the Bank of England attempts to bring inflation under control.

An Interest Rate Equalisation Reserve has been in place for several years to reduce the effect of fluctuations in interest rates and this reserve will be used in a planned way to support the MTFP. Interest rates will continue to be closely monitored and planning assumptions will be updated as required.

- **Inflation and other Cost Increases**

Staff pay represents a significant proportion of the Council's expenditure. Consequently, variations in pay levels represent a significant risk. The pay award for 2023/24 (a flat cash sum of £2,226 for NJC spinal points and 3.5% for JNC spinal points) was considerably higher than the 4% budgeted for, which is a factor in the overspend projected in the latest Revenue Budget Monitoring reported to Cabinet.

For 2024/25 an estimate of 3.5% has been made for the pay award. This is considered to be optimistic given inflation is now running at around 4% but is heading down from the peak in October 2022. Pay award assumptions reduce back to 2% for the later years of the MTFP. It should also be noted that the Council works in a range of labour markets, and supply and demand in London is pushing up costs in certain sectors. The National Minimum wage has increased by 9.8% and London Living wage by 9.6%, these mandatory increases put pressure on costs to the Council from external suppliers, particularly by our Social Care providers. Specific provision for social care inflation has been built into the budget but will need to be closely monitored through next year.

In addition, in order to make savings, departments have been required to contain inflationary pressures in most areas of the Council's spending. Once again in 2024/25 departments have largely been largely asked to contain price inflation with a few exceptions for contract inflation. This could be a financial risk, and the revenue monitoring process for 2024/25 will be important in the early identification of any potential cost pressures.

- **Autumn Statement 2023 and Changes to Local Government Funding**

As was the case in 2023/24, the settlement for 2024/25 is just a one year settlement so there is considerable uncertainty about funding levels in 2025/26 and beyond. There are major changes pending within local government finance; the Fair Funding Review is aiming to establish new funding baselines for local authorities, whilst the Business Rates retention scheme is also undergoing significant changes, and this is a substantial income stream for the Council. Proposed changes to the distribution formula for government funding will inevitably lead to winners and losers unless the overall funding pot is increased. The longer term future of Social Care funding is also still unknown, the government have put in place short term grants and given councils the ability to raise ASC Precept on council tax for 2023/24 & 2024/25, but uncertainty remains over the longer term financing of this area.

- **Business Rates**

The Business Rate revaluation update was implemented in April 2023. As businesses adjust to the new rates there remains a risk that there could be an increase in the number of appeals in the future.

Enfield were part of the pilot London pool for business rates in 2018/19 (100% retention) and again in 2019/20 (75% retention). Pooling continued between London Boroughs in 2020/21 although not in a pilot scheme, but since 2021/22 the pooling arrangement was suspended due to economic conditions making it unviable. As was the case in 2023/24, Enfield will again be joining a smaller pool of 8 authorities to pool business rates for 2024/25. Members of the pool are: City of London, Barnet, Brent, Enfield, Hackney, Haringey, Tower Hamlets and Waltham Forest. As a result of being a member of the pool the Council has been able to support the budget with £1.5m in 2023/24 and an estimated £3m in 2024/25.

The Council faces a risk in the number of businesses failing in the borough, which has been heightened by the current economic conditions. This would result in a loss of rental income, which would also be incurred by businesses moving out of Council owned commercial premises, and a loss of business rates.

- **Council Tax**

The ongoing cost-of-living crisis means we are seeing some residents struggling to pay their Council Tax, with a considerable proportion of these people falling into arrears for the first time. Support and sign posting are crucial during this time, with considerable numbers reaching out currently. Council Tax Support Claimants based on 31 December represented 28.6% of the tax base, having a lower rate of collection than non-CTS households, however we are finding that it is not only these residents that are asking for support but also residents that are working and require debt advice.

Despite taking a prudent approach to estimating levels of income and likelihood of collection, there remains a risk that this may be insufficient and will be routinely monitored throughout next year.

- **Litigation and Legal Actions**

All Councils face potential litigation cases and the size and range of services provided by Enfield make this a risk that should not be ignored. There are no single specific legal items to be reported but it is recommended that the Council includes some assessment for any uninsured litigation when assessing the adequacy of balances.

- **Demographic and Other Changes in the Borough**

One of the main risks to the Council's budget relates to the uncertainties surrounding demographic change. The birth rate has increased and residents are living longer, with greater levels of disability, and have greater expectations of independence, care and achievement. Assumptions have been made in the budget about the likely increases in demand for services, particularly in respect of social services clients (both adults and children).

- **New Savings included in the 2024/25 Budget**

New savings and additional income totalling £16.5m have been identified for 2024/25. Although the savings have been scrutinised and the proposals have been assessed as viable and realistic, there is still an element of risk involved in their achievement.

The risks in relation to the achievement of the savings have been considered in setting the level of contingencies and general balances. Monitoring the achievement of these savings will, as in previous years, form an integral part of the 2024/25 revenue monitoring process. If required, appropriate action will be taken to ensure that they are delivered, if not then alternative savings will need to be identified, to avoid the need to draw on reserves and balances.

- **Increased Costs of Waste Disposal**

The MTFP reflects the changes in the North London Waste Authority (NLWA) levy to cover the estimated cost of the North London Heat and Power Project (NLHPP). This project is building a new Energy Recovery Facility in Edmonton, replacing the existing Energy from Waste plant at the EcoPark that has served North London for around 50 years but is coming to the end of its operational life. The estimated cost of building this new facility will significantly increase the Council's NLWA levy requirement and, as with all major construction projects, comes with significant risks. Whilst the provision over the 5 years of the MTFP aims to meet these increased costs, as with all major projects there is a risk that estimated costs could rise further in the future.

- **Income, including Fees and Charges**

The budget includes a number of assumptions about income levels. Although all income assumptions have been validated using the most up to date information available, there is inevitably an element of risk in the current economic climate that they might not all be achieved.

- **Future Revaluations of the Pension Fund**

The Actuarial Review in 2022 resulted in a funding level 103.6% for the Enfield Pension Fund. As a result the contribution rate set for Enfield Council was 19.1% for the 3 year period beginning 2023/24. Since that time a combination of investment performance and reduced liabilities has resulted in an improved funding position for the Fund. The Pension, Policy & Investment Committee will continue to monitor the funding position as this presents opportunities and risks at the next triennial valuation in 2025 and the future combinations required from the Council.

- **VAT Exemption Limit**

As a Section 33 Body, the Council is allowed to recover VAT on expenditure related to its exempt supplies & services, provided this VAT amount does not exceed 5% of total annual VAT expenditure. This is known as the 'Partial Exemption Threshold'. Theoretically if the Council breached this threshold it would be unable to recover VAT on any of its expenditure, which is why the Council's partial exemption position is regularly reviewed.

- **Bellwin Scheme**

The Government's Bellwin Scheme provides emergency financial assistance to local authorities.

A Bellwin scheme may be activated where an emergency or disaster involving destruction of or danger to life or property occurs and, as a result, one or more local authorities incur expenditure on, or in connection with, the taking of immediate action to safeguard life or property, or to prevent suffering or severe inconvenience, in their area or among its inhabitants.

There is no automatic entitlement to financial assistance. Ministers are empowered by Section 155 of the Local Government and Housing Act 1989 to decide whether or not to activate a scheme after considering the circumstances of each individual case.

- **Welfare Benefits and a Challenging Housing Market**

Managed migration to Universal Credit UC started 2023/24 and will continue into 2024/25. This will leave Housing costs for those in Temporary Accommodation and Supported Accommodation still being paid by Housing Benefit until the Government has a plan to transfer these over to UC and pensioners and those on Employment Support Allowance (ESA). With Housing Benefit continuing to reduce and be replaced by UC this causes challenges with rent collection and reductions in extra burdens funding.

The government will increase the Local Housing Allowance from April 2024. LHAs had been frozen for a number of years, and this decision will increase the housing benefit that tenants can claim. There will be no direct impact on local government but in doing so this should increase the number of affordable properties in the Private Rented Sector. This should mean a reduction in demand i.e. people presenting to the Council and make it easier for us to discharge our duty. However, there is one cohort where the increase in LHA could make it unaffordable to find accommodation in London and that is a single applicant aged over 25, where the benefit cap will apply.

Discretionary Housing Payments, administered by the Local Authority help those on Housing Benefit and Universal Credit Housing costs where there is a

shortfall in support, and they are struggling to pay the extra rent. LHA rates, the benefit cap and under occupation are all welfare reforms that affect the demand on DHP but Government funding for this scheme continues to reduce, increasing the level of Local Authority funding needed to reduce the impact of homelessness.

## **SERVICE SPECIFIC RISKS**

Finance staff, working with staff in Departments, have assessed the risks associated with individual budgets. The most significant risks within departmental budgets are set out below:

### **Schools and Children & Families Services**

Most areas within the Department's services are statutory, and demand led, this means the service must be provided if the client meets the relevant criteria. Examples include directly supporting children with special education needs and disabilities, purchasing care packages for looked after children and paying Special Guardianship Order allowances. These budgets are at risk from changes as the numbers of children requiring services grow with the increase in complexities among our children and young people and rising costs due to market factors.

The number of safeguarding referrals to children's social care has been rising which has led to more children on child protection plans and increasing numbers of children coming into care. Children's Social Care budgets have been prepared based on known levels of activity, demographic forecasts and historical trends. However, these factors, plus changes in welfare benefits, migration and population changes will continue to pose a risk because they cannot be fully quantified at this stage.

National reviews of children's social care services and special educational needs as well as regulatory and/or legislative changes are likely to result in additional duties and responsibilities that may also impact adversely on the budget if not fully funded.

Whilst additional resources have been included in the budget reflecting forecast demand, the following areas have experienced pressures this year, that may continue in 2024/25.

- **Looked After Children**

There has been increased level of parents suffering from mental health with increased domestic abuse, alcohol/substance misuse and family breakdowns. It is anticipated that this situation will not settle for some time and will likely lead to an increased number of children becoming looked after.

Indeed, there has been an increase in the number of children being received into care over the last few years. Whilst all measures have been taken to control the costs of placements, this is not always possible due to the challenging nature and needs of some individuals which require very high-cost specialist placements. This has been made worse due to the continued increase in demand for children's placements outstripping supply

Increased complexity of children coming into care, including high levels of self-harming, substance abuse and challenging behaviours could all result in further

cost pressures, coming from the need for specialist residential placements or high-cost support packages to keep children safe at home.

Courts have not been able to conclude proceedings within the required timescales. The impact of this has been that children have continued to be looked after by the local authority longer than needed. There has been a need for expert assessments to be updated, additional pressures placed on the contact centre for supervised contacts to continue between children, their birth parents and siblings. This has increased caseloads, requiring additional social workers and in turn, interim agency social workers have had to be recruited to support continued service delivery.

- **External Care Purchasing**

There has been an increase in looked after children with complex needs and challenging behaviours. This has led to a considerably higher cost of residential placements, with increased support often requiring 2:1 or 3:1 'round the clock' staffing.

The residential care market is facing an extraordinary set of cost pressures and staffing sufficiency issues. Ever since the pandemic, it has been increasingly difficult to recruit new staff in the residential homes and even harder to retain experienced staff. As such, the providers have had to invest heavily in recruitment and staff wages to meet the needs of the children in the residential homes and maintain high standards of care. This, combined with above high inflation rate and increase in National Living Wage, might result in steep cost increase for local authorities.

The introduction of mandatory national standards, and an Ofsted-led registration and inspection regime for providers of supported accommodation for looked after children and care leavers aged 16 & 17 from Autumn 2023 has begun to impact on the price of placements in 2023-24 and will continue in 2024/25. More young people are needing to be placed out of borough due to risk of gang affiliations or child sexual exploitation which adds further fiscal pressures to the budget.

There are already some Providers who have exited the supported accommodation market as they have not wanted to go through the Ofsted process and this may lead to major problems in the market where demand starts to exceed supply which could increase the cost of each placement.

In October 2024, LB Enfield's current semi-independent contract comes to an end and, although Enfield will be retendering the weekly cost will have to be increased due to the increases in the cost of living and energy prices. This might increase the cost of placements substantially.

As of 31st March 2023, the London Care Services (LCS) a regional collaborative arrangement ceased operating. LBE has been a subscribing member of LCS for over 8 years and this has been Enfield's main route to sourcing suitable private providers at pre-agreed prices. LCS ceased due to a substantial decline in utilisation of the LCS in terms of the number of subscribing boroughs and the number of services on the register of providers which has led to LCS running at a loss which is not financially sustainable.

All new placements made post 1st April 2023 have been without any collaborative arrangement and although Enfield is looking at various options

nothing has so far been finalised due to the arrangements not being cost effective and hence care packages have continued to increase for all new care arrangements for the Council.

- **In-house Fostering**

As there has been an increase in the number of children being received into care over the last few years, the demand for foster placements has increased. This has resulted in more fostering allowances and other costs relating to maintaining a foster placement. The rise in Family and Friends placements causes an extra pressure as each placement is supported with an allowance and other costs relating to setting up such a placement. In addition, Enfield has had to consider enhanced payments for foster carers who are caring for children and young people with significantly high needs. These include complex medical needs, disabled children and children with severe behavioural challenges.

Enfield aims to support in-house foster carers as much as possible as the alternatives are far costlier, i.e. independent fostering agency carers or residential placements. Furthermore, there is an increase in older children needing placements and they usually have more challenging behaviours than younger children do and thus require additional support being provided to the carers such as respite care.

The delay in Special Guardianship cases being concluded in the courts has had an impact on the fostering allowances converting to more cost-effective Special Guardianship allowances. Because of this, allowances within the service remain high and with the continuing demand for fostering placements, there is no prospect of this changing in the next financial year.

- **Unaccompanied Asylum-Seeking Children**

Many children present as unaccompanied asylum-seeking children (UASCs) and the local authority supports them as looked after children using funds from the Home Office to cover the costs. When these young people turn 18, they remain eligible for support as care leavers until their immigration status is finalised and their rights to appeal exhausted. If the Home Office decision on their initial asylum claim is negative (they are not granted asylum and therefore leave to remain), the Home Office funding to the local authority ceases at the point the initial decision is made. This adds significant financial pressures as appeal processes can be lengthy and go beyond the young person's 21st birthday.

- **Leaving Care**

Changes in Legislation (Children's & Social Work Act 2017) relating to the duties of support that Local Authorities have towards their Care Leaver have resulted in additional budget pressures arising as local authorities are required to support children who were looked after up to their 25th birthday if needs are presented. In consequence, we have seen an increase in the number of Care Leavers over the age of 21 approaching the Leaving Care Service for support during the last year. We believe this is a trend that will continue in place.

Another aspect of this change in legislation has been the right of individual young people to choose 'staying put' with their existing carers after turning 18 years old instead moving into their own independent accommodation. The



uptake of “staying put placements” has also been on the rise. While this translates into better support for Care Leavers this is also more expensive to the Local Authority as well as it reduces the number of carers available to support Look After Children.

In general terms, the provision of accommodation support remains the main pressing point for the Leaving Care budget.

- **Special Guardianship Orders**

The number of Special Guardianship Orders (SGO's) have been growing at a rapid pace over the last 5 years and this trend is expected to continue. SGO's offer children and young people permanency without them becoming looked after. They are cared for by friends or family. This is often within the community that they know which is far preferable to them being looked after by the local authority. The significant increase in SGO's has directly contributed to maintaining the relatively low number of looked after children in Enfield in comparison to statistical neighbours and national numbers.

- **Parenting Capacity Assessments**

Due to the delay in the court arena, it has been necessary to undertake addendums to many PCAs due to the time lapse from undertaking the initial assessment to when the case is finally heard in court. This placed additional pressure on the team and has necessitated some PCAs to be outsourced externally due to capacity issues within the PCA team.

- **Contact Centre**

The additional pressure on the Edmonton Contact Centre due to delays in the court concluding proceedings has meant contacts have been extended beyond the final agreed contact arrangements. It has been necessary to outsource some of the contacts pending conclusion of court cases.

- **Joint Service for Disabled Children**

The demographic projections predict a significant increase in children with Special Educational Needs and Disabilities (SEND) in the borough. There is an increasing demand for short breaks and family support, both in terms of the number of families, the level of support required, and the expertise of support staff needed to meet the complex needs of children and young people with disabilities.

The service has been required to respond with additional support to families, given the considerable pressures they have faced. This includes:

- Increase in complexity and presentations of young people particularly around their teenage years.
- Parental fatigue due to housing, social and economic environment and poverty, making parents less available to their children.
- Significant increase in demand for service, particularly from families with children between the age of 5-8.
- where the lack of routine and structure, being educated at home or on a reduced timetable has resulted in the child/young person displaying increased behaviours of concern.

There has been an increase throughout 2023-24 and a similar increase is expected through 2024-25. In addition, the service will need to meet the additional costs of incremental direct payment rate increases. This investment would be required to ensure there is a robust early help offer to disabled children and their families, to prevent family breakdown and the need for costly placements.

- **Staffing**

The Department's salary budgets include a vacancy factor, which recognises the potential cost savings because of staff turnover, this can be difficult to achieve in certain areas where it is necessary to maintain staffing levels to deliver safe essential services. In addition, the area faces significant challenges in recruitment and retention of permanent social workers. The use of agency staff puts further pressure on the budgets.

### **Schools Budget - Dedicated Schools Grant (DSG)**

- **School places**

The provision of school places is continually under review. The October 2023 census has indicated a reduction in pupil numbers of 527, all in the primary sector. We expect to have sufficient school capacity to place all pupils for 2024/25 and future years based on current projections. The risk resulting from this reduction in numbers is that our Dedicated Schools Grant Allocation, based on pupil numbers, is reduced however, the costs pressures are increasing which puts pressure on formula allocations. There is also an additional risk for schools which are no longer full to capacity, as their costs may not reduce in line with their reduction in funding which could result in an increase in schools in deficit.

- **Special Educational Needs and Disabilities (SEND)**

Even though we have seen a reduction in the overall school population, the number of high needs learners continues to increase and short and long-term provision for places is being assessed on an ongoing basis. There is a risk that this may lead to unfunded increased costs to the school's budget, as under current funding arrangements capital and revenue grant funding does not fully cover the costs of the additional places needed for children with Education, Health and Care Plans. There has been a significant increase in the number of pupils with SEN, particularly those on the autistic spectrum, with complex behavioural issues and an increased number of pupils with speech and language needs. These pupils are often placed in expensive, specialist independent provision whilst the authority continues to work towards the development of more in house provision. The High Needs DSG funding is allocated on a formulaic basis for 2024/25 the authority has received an increase in high needs funding of £2.41m, 3.19% compared to 2023/24. This area has come under increasing pressure in recent years in English Authorities and this is the case in Enfield. The increase in the Dedicated School Grant deficit is largely due to pressures with high needs budgets.

- **National Fair Funding Formula (NFF)**

The Government has confirmed the intention to move to a direct funding formula for mainstream schools, completing the reforms to schools funding. This will mean the Department of Education will determine funding

allocations for individual schools without substantial local adjustment. In view of this Local Authorities were required to move their local formula values at least a further 10% closer to the NFF in 2024/25, building on the progress made in 2023/24. Enfield now mirrors the NFF values except for the basic entitlement factor. For 2024/25 the DfE have rolled the 2023/24 Mainstream Schools Additional Grant of £10.1m into the NFF. There has been a 0.92% overall increase in Enfield's Schools block DSG allocation after the impact of pupil number changes. The impact on individual schools varies significantly depending on their pupil number changes. Cost pressures, particularly in terms of pay award/overheads and energy bills, continue to increase which is an issue for all schools but particularly those who will receive less funding in 2024/25 which could result in an increased number of schools being unable to set a balanced budget.

### **Schools in Deficit**

We are seeing an increase in the number of schools in deficit and requiring support via financial arrangements.

### **Dedicated Schools Grant Deficit balance**

Enfield are part of the Delivering Better Value DFE programme. This new programme aims to support local authorities to improve delivery of SEND services for children and young people while ensuring services are sustainable. The programme will provide dedicated support and funding to local authorities with less severe deficits than those in the Safety Valve programme. The DSG deficit balance was £12.6m as of 31 March 2023 and is forecast to increase further in 2023/24. This area continues to be a risk as the deficit is increasing because of higher costs and pupil needs.

## **Adult Social Care**

- **Social Care Demand**

Adult social care funding has been under pressure for a number of years and continues to be identified as the top long-term pressure for councils. There are a number of factors driving these financial pressures, including, increasing demand for care, uncertainty in levels of funding for local government, increases in care costs and the legacy impact of pandemic.

The latest Census in 2021 shows that the number of people aged over 64 years in Enfield grew by 16.1% since 2011. The number aged 85 or over rose by over 19% in the same period by over 25% for people aged 90 and over. This is reflected in significant increase in demand for adult social care services both in 2021/22 and 2022/23. The over 85s have some of the most complex and expensive social care packages. National data analysed by The Kings Fund (2023) points to key national trends in adult social care in England. This includes an increase in new requests for adult social (particularly of working aged adults) and an increase in expenditure in adult social care, an increase in costs that local authorities are paying for care home places and an increase in staff vacancies within the social care sector. Locally, we know that the number of people requesting support is on the rise. The number of referrals to adult social care increased by 68% between 2020/21 and 2022/23, and the number of people receiving ongoing packages of care increased by 10.4% between March 2020 and March 2023.

Care purchasing budgets have been prepared based on known levels of activity plus those that might reasonably be foreseen as unavoidable, based on demographic forecasts and historical trends. There remains, however, the possibility that demand will exceed these assumptions. Improved healthcare means that more adults with disabilities are surviving into adulthood and into old age. As older people are living longer this has associated with it longer term health issues. This is driving an increased demand for services and the ability to offer appropriate and sustainable levels of support to an increasing number of people and deliver savings in 2024/25 is not without risk. Another factor is an increase in client acuity within the client based i.e. greater the complexity of need, the greater the cost and this is seen in services across ASC. There has been for some years a sustained growth in the number of adults living with a learning disability. This is forecast to continue, in particular with larger numbers of younger adults with multiple and complex needs and we see this in the number and complexity of need in clients transitioning from children's services.

- **Contractual Price**

The Government increased the rate and lowered the age entitlement for the National Living Wage. From the 1<sup>st</sup> April 2024, those over 21 will be entitled to £11.44 per hour compared to the previous rates of £10.42 for those age 23 and over. As the majority of care costs are for workforce, this will have a significant impact on providers of social care. Inflation continues to be a significant factor in cost pressure this year. Whilst inflation is now starting to reduce (4% as of December 2023) the high rates over the last year has increased the cost of providing social care. These services are provided to local people with eligible needs and are delivered by the independent and voluntary sectors. In negotiating contracts with these providers, the Council seeks to strike a fair balance between a meaningful recognition of providers' costs, affordability to local taxpayers and quality of services. The Council also needs to be mindful of those areas of service provision where there is a shortage or risk of insufficient capacity to meet demand. These are factors which can push prices up, so working with the market and with other authorities to increase capacity which achieves value for money remains a priority.

The procurement and commissioning service is also working with providers of services to understand price structures and how the cost of services provided is broken down. Retaining skilled staff, payment for travel time, pension scheme requirements, paying a living wage and investing in new technologies as well as cost of living pressures are all factors which can push prices up. An analysis will be completed for other types of provision in order to achieve best value and deliver our duty around market sustainability as defined within the Care Act 2014. Social Care is a labour intensive service, with direct employee costs often equating to 70-80% of overall service costs.

- **Provider Failure**

There is a risk that provider failures may occur. The Council has a duty under the Care Act to be a provider of last resort, however there is a possibility of interruptions to care and support services with additional cost implications should a business fail. The Council's priority is to work with all registered and non-registered care providers in the borough, to avoid the risk of business

failure and to minimise the disruption and impact for service users of any such failure. The Council will focus its activity on those providers where there is assessed to be greater risk of business failure to ensure a targeted approach and efficient use of resources.

The Adult Social Care service will continue to be a provider of last resort for failed providers and there will be cost implications if this becomes necessary.

- **Pressures on the Local NHS**

Sustained increases in demand upon local NHS services have led to both additional demand for social care and actions to contain NHS overspends that pose a risk of costs being transferred, directly or indirectly to social care. This will continue to be kept under close review.

- **Fees & Charges paid by service users**

Given the significant income assumptions in the budget, there is a risk that they might not be achieved in full. This is especially the case in the current economic climate with high levels of inflation, where vulnerable residents may be making difficult choices between funding their basic living requirements and paying charges.

## **Public Health**

The Public Health Grant in 2023/24 is £18.611m. The exact amount of grant for 2024/25 is still to be confirmed by the Government (last year, it was announced in February) though current estimated figure is £18.853 (1.3% increase). The grant has been annually reviewed each year with an element of inflation given. Obviously there is some risk until the grant for 2024/25 is announced. A ring fenced Public Health grant Reserve is maintained and is used to manage any changes to the annual grant to ensure a balanced annual position over time.

The Agenda for Change impact will begin to be felt in 2023/24 as the cost impact from pay settlements in the NHS start to feed through into contracts and shared arrangements. Any adverse impacts from this will initially need to be managed through the use of the PH reserve. From 2024/25 the public health grant will have to absorb the full impact of inflation from this, despite it being expected to only go up by an indicative 1.3% next year. It is difficult to anticipate what the impact will be but with inflation currently at 4% and some NHS pay increases still to be agreed this poses a significant future risk. The estimated impact based on current rates (pending settlement and a new grade for nursing and possibly doctors) could be £0.5m - £0.6m per annum, from 2024/25. This could rapidly use up current reserves within the first 2 years of the next 5-year planning cycle despite reserves being key to absorb variations and any unforeseen issues.

There continues to be several historic lease related issues in this area identified as a potential risk, it is not considered that LBE is liable for this demand and so has been excluded from budget setting but this is highlighted as a risk.

The longer impact of Covid-19 on Public Health services is unknown; the increase in need for mental wellbeing support and increase in incidences of domestic abuse suggest an increased demand for substance misuse services.

Providers are seeing patients with increasing complexities across all services which is impacting on provider capacity and specialisms.

Increasing energy costs & utilities are an additional budget risk at both the sexual health clinics located at Burleigh Way and also at Claverings and Vincent House premises where substance misuse services are located.

## **Housing & Regeneration Department**

- **Temporary Accommodation (TA)**

During financial year 2022/23 entire temporary accommodation and homelessness sector in England effectively collapsed due to the changes in Buy-to-Let legislation and the ongoing financial crisis particularly the increase in interest rates. This continues to bring a range of problems to Enfield which exclusively uses privately owned accommodation to house the circa 3,200 families currently homeless in the borough.

The predominate issue remains one of supply. There simply is not enough affordable accommodation available to house all the people presenting as homeless in the borough. The cost of living crisis has seen many landlords exit the TA market, either moving their accommodation into the more lucrative end of the private rented market or selling their investment properties altogether.

There is continuing upward pressure on rates for TA reflecting the shortage of supply and the competition between London boroughs for placements. The service is currently experiencing requests of between 10% and 20% increases from landlords. To mitigate, any rate increase is being made dependent on a successful transfer to Housing Gateway Limited. This limits the TA subsidy and % increase in line with LHA. Anything in addition is then depending on additional properties being provided.

The lower end of the private rented sector has also been impacted by the financial crisis; this means there are far less available properties which are affordable to current TA tenants effectively “trapping” them in TA. In response, the Council has moved to a national placement policy to enable us to secure props in those parts of the country which remain affordable for low income households.

Enfield has had to resort to housing homeless families in commercial hotels at circa 2.5 times the cost of standard TA units. The service is aiming to go into the new 2024/25 financial year with no hotel accommodation, which will partly alleviate the financial pressure currently being experienced. However should this have to continue into the new financial year it will put further strain on the Council's finances.

- **Empty Property Compulsory Purchase Order (CPO) programme**

The Council is liable to make Basic Loss payments. Basic Loss Payments are statutory entitlements payable to former owners for interest in land, subject to certain criteria being met and up to a maximum amount. There are also other Heads of Claim under the Statutory Compensation Code in addition to Home loss payments which also need to be considered/factored in, on a case by case basis.

## **Environment & Communities Department**

- **Special Educational Needs (SEN) Transport)**

SEN Transport costs continue to rise driven by a large increase in passenger numbers (1,337 as at the end of Nov 2023) compared to 653 in Dec 2015 – an increase of 105%. It is anticipated that these numbers will continue to rise year on year, with the distinct possibility that next Nov (2024) numbers will exceed 1,474 per day, additionally, more provision is being requested for children with complex needs and out of Borough provisions. Whilst the service is mitigating the costs as best as possible with new initiatives between transport, SEN and the brokerage team, many new provisions are for the more costly options of out of borough transport requirements due to in borough education places being at capacity.

- **Building Control**

Economic uncertainty and inflation continue to impact the number of applications for building control approval, and consequentially income from building control fees. The decline in building control applications is expected to continue over the next financial year. Difficulties recruiting permanent staff will require continued reliance on agency staff and/or increased salaries and Market Factor Supplements for permanent staff.

- **Planning Appeals**

In the absence of an up-to-date Local Plan and a 5 Year Housing Land Supply, the service is more vulnerable to appeals in response to applications that are refused planning permission. Appeals, especially those that are considered through a Public Inquiry, require significant financial resources to defend, they can also result in successful claims for costs against the Council. It is difficult to forecast the budget required to cover these costs as the number of significant appeals that require defending varies considerably year on year and can be a consequence of decisions taken that are outside of officer's control.

- **Section 106/CIL receipts**

Economic downturn or uncertainty could impact on income from CIL/S106, especially in relation to the collection of administration fees. Changes proposed to the CIL/S106 collection system by the Government through the Planning White Paper could result in financial risks associated with provision of infrastructure being transferred to the Council.

- **Income**

There are significant income expectations across traded services. There will be a risk that these are not achieved as planned due to events outside the services control. The most significant trading services with income expectations are the Music and Swimming Service. The cost of living crisis continues to have an adverse impact on these services. Additional risks to income could also arise from the impact of the current economic climate on the council's ability to enforce against its debts and generate income from libraries.

## **Resources Department**

- **Digital Services**

There is a risk that the annual maintenance/licence costs associated with the digital capital investment programme (DCIP) and other programmes continue to be a financial pressure should the efficiencies anticipated to be delivered not be realisable. This will be magnified where there is dual running of applications

and annual licence costs not included in the budget. There is also a risk of increased annual costs of new and existing contracts through market factors such as inflation, supply chain delays and competing demand from other organisations.

- **Repairs and Maintenance**

This relates to expenditure required for necessary reactive maintenance in order to maintain compliance, safety and operational continuity. Mitigations are in place to monitor spend and defer where considered feasible. Health & Safety matters and statutory compliance will continue to be undertaken as will matters pertaining to staff welfare and wellbeing.

- **Commercial Property Portfolio**

The Council's commercial property portfolio is expected to generate rental income of circa £10m in 2024/25. The economic uncertainty, inflation, together with current regeneration initiatives and level of disposals continues to impact adversely on income streams and therefore the £10m is likely to decrease. Rent reviews and lease renewals will partially mitigate the downturn.

- **Security of Council Premises**

Due to the heightened risk of the Council's vacant and open spaces being illegally occupied, there are potential additional costs on security to prevent illegal occupation of Council land.

- **Household Support Fund**

At time of writing the future of the Household Support Fund is uncertain. This creates a financial risk because the 2024/25 budget assumes circa £1.4m to fund Emergency support, Council Tax hardship and Discretionary Housing payments (in addition to government DHP grant).

## **Chief Executive Department**

- **Legal Services**

The continuous high volume of children safeguarding matters in court proceedings presents pressure against the legal services budget. New cases issued are consistent with cases concluded, meaning that the volume remains at a static level since the significant rise in case numbers and complexity seen in 2020/21 following the global pandemic. Additional funding has been received which allows all casework to be conducted in-house, however external spend on court representation remains a recognised pressure to be able to adhere to the revised approach by the courts to the Public Law Outline (PLO) which seeks to shorten case conclusion timescales.

- **Meridian Water**

Since July 2018, the Council has been acting as master developer to deliver Meridian Water. As master developer, the Council is committed to delivering key infrastructure, meanwhile uses and facilitating development on a phase-by-phase basis to deliver 10,000 homes.

Meridian Water is a significant financial undertaking where the Council is exposed to several financial risks. The capital cost of enabling housing delivery at Meridian Water has been secured by means of PWLB loans; the Council is



projected to spend £496m by the end of 2023-24 of which £441m is funded from borrowing and is to be paid back through land receipts.

The Meridian Water financial model manages this risk by providing the Council with residual land value estimates to ensure the best value is achieved. Meridian Water is highly sensitive to market forces afflicting property development. Since our last report, the property market is now seeing green shoots of growth with economic factors such as inflation slowing hence stabilising build costs. These changes augur well for the council as it has reduced its financial risks with the latest iteration of the business case presenting a much-improved return of investment.

The Meridian Water team is further mitigating the capital expenditure risk through a review of the delivery strategy for the project, coupled with accelerating delivery where possible to generate land receipts. Tighter controls on project spending have also been implemented to manage the Council's exposure.

The project carries ongoing revenue risks for the wider Council partly due to large commercial premises located within the regeneration area (IKEA, Tesco), this has knock-on effects on business rate income and commercial rental income when these sites come forward for mixed use development. The Council is additionally under pressure to maximise revenue income due to government MRP (Minimum Revenue Position) rules, where public sector loans cannot be entirely reliant on capital receipts to repay them.

The revenue risks are managed through ongoing monitoring from the finance team and the appointment of a property company responsible for collecting rents from the meanwhile and existing businesses on Council owned land. A meanwhile board meets every six weeks to discuss the capital and revenue position as well as risks and opportunities.”

**REVENUE BUDGET- DEPARTMENTAL CONTROL TOTALS 2024/25**
**Appendix 21**

	2023/24 Original Controllable Budget	2023/24 Hierarchy Changes	2023/24 Permanent Virements	2023/24 Revised Base	Full Year Effects	New Service Pressures	New Savings	Reserves & Collection Fund	Core Grants & Business Rates	2024/25 Original Controllable Budget
	£000	£000	£000	£000	£000	£000	£000	£000	£000	£000
Chief Executive	11,790	(3,172)	1,633	10,252	(58)	363	(1,684)			8,873
People - Adult Social Care	97,057		2,225	99,282	(132)	9,705	(5,772)		(1,766)	101,317
People - Children & Families	52,316	(598)	1,064	52,782	380	3,368	(690)			55,840
People - Education	4,542	(36)	(339)	4,167	10		(562)			3,615
People - Public Health	(4,971)		22	(4,949)			(604)			(5,553)
Place (moved to H&R & E&C Depts)	38,048	(38,048)		0						0
Housing & Regeneration	0	6,698	403	7,101	100	7,700	(272)			14,629
Environment & Communities	0	36,111	2,159	38,271	(264)	1,330	(5,496)			33,841
Resources	29,872	(956)	2,097	31,013	1,086	2,338	(1,412)			33,025
<b>Total Departmental:</b>	<b>228,654</b>	<b>0</b>	<b>9,265</b>	<b>237,919</b>	<b>1,122</b>	<b>24,804</b>	<b>(16,492)</b>	<b>0</b>	<b>(1,766)</b>	<b>245,587</b>
<b>Corporate Items:</b>										
Levies	17,795		1,633	19,428		3,840				23,268
General Contingency	3,000			3,000						3,000
Contingent Items/inflation	5,988		(8,030)	(2,042)		14,620				12,578
Corporate Items	791		(2,403)	(1,612)	300	2,626				1,314
Historic Pension	2,109		(472)	1,637						1,637
Other Corporate costs	(355)		7	(348)	(100)	234				(214)
Treasury Management	6,453			6,453		200				6,653
Minimum Revenue Provision	22,508			22,508		2,276	(76)			24,708
<b>Corporate Items:</b>	<b>58,288</b>	<b>0</b>	<b>(9,265)</b>	<b>49,023</b>	<b>200</b>	<b>23,796</b>	<b>(76)</b>	<b>0</b>	<b>0</b>	<b>72,943</b>
<b>Budget Requirement</b>	<b>286,942</b>	<b>0</b>	<b>0</b>	<b>286,942</b>	<b>1,322</b>	<b>48,600</b>	<b>(16,568)</b>	<b>0</b>	<b>(1,766)</b>	<b>318,530</b>
Collection Fund (Surplus)/Deficit	(2,181)			(2,181)				1,168		(1,013)
Estimated Business Rates Pool Benefit	(1,481)			(1,481)					(1,519)	(3,000)
SFA (Business Rates & RSG)	(110,086)			(110,086)					(10,580)	(120,666)
Use of Reserves	0			0						0
Other Core Grants	(26,231)			(26,231)					(3,502)	(29,733)
<b>Totals</b>	<b>146,963</b>	<b>0</b>	<b>0</b>	<b>146,963</b>	<b>1,322</b>	<b>48,600</b>	<b>(16,568)</b>	<b>1,168</b>	<b>(17,367)</b>	<b>164,118</b>

## Appendix 22

### 2024/25 Dedicated Schools Grant Budget

<b>SCHOOLS BUDGET 2024/25</b>	<b>£</b>
<b>INCOME</b>	<b>£m</b>
Schools Block - 5-16 year olds	312.283
Central Services Schools Block	2.391
Early Years Block	39.095
High Needs Block	78.032
<b>TOTAL DSG</b>	<b>431.801</b>
<b>TOTAL RESOURCES</b>	<b>431.801</b>
<b>EXPENDITURE</b>	
<b>SCHOOLS BLOCK</b>	
Total Funding	312.283
0.5% Trf to High Needs Block	(1.561)
<b>Net Funding</b>	<b>310.722</b>
Schools Delegated Formula Funding	310.722
Growth/Falling Rolls Fund	-
<b>TOTAL SCHOOLS BLOCK EXPENDITURE - DSG</b>	<b>310.722</b>
<b>CENTRAL SERVICES SCHOOLS BLOCK (CSSB)</b>	
<b>Total Funding</b>	<b>2.391</b>
Statutory Functions	2.092
Historic Commitments	0.299
<b>TOTAL CSSB</b>	<b>2.391</b>
<b>EARLY YEARS BLOCK</b>	
<b>Total Funding</b>	<b>39.095</b>
Early Years Block expenditure (breakdown subject to consultation)	39.095
<b>TOTAL EARLY YEARS BLOCK</b>	<b>39.095</b>
<b>HIGH NEEDS BLOCK</b>	
Gross High Needs Block (before deductions)	78.032
<b>Total High Needs Funding</b>	<b>78.032</b>
0.5% transfer from Schools Block	1.561
<b>TOTAL HIGH NEEDS BLOCK EXPENDITURE</b>	<b>79.594</b>
<b>TOTAL DSG BUDGET BEFORE RECOUPMENT AND ADJUSTMENTS*</b>	<b>431.801</b>

\*Before recoupment and deductions for NNDR, and for direct funding of high needs places by ESFA